

Welcome!

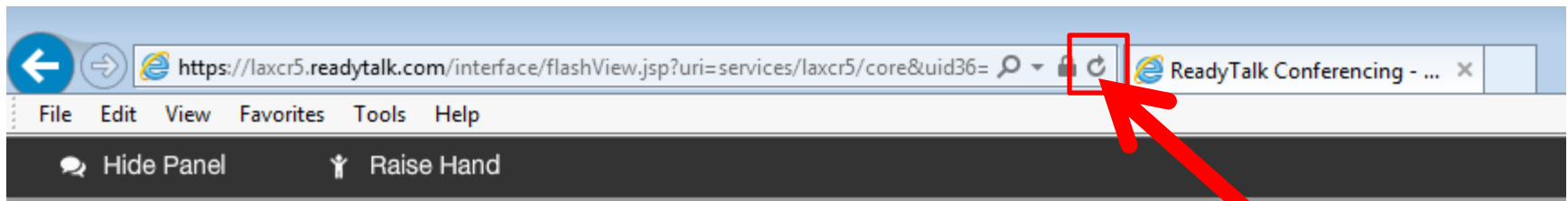
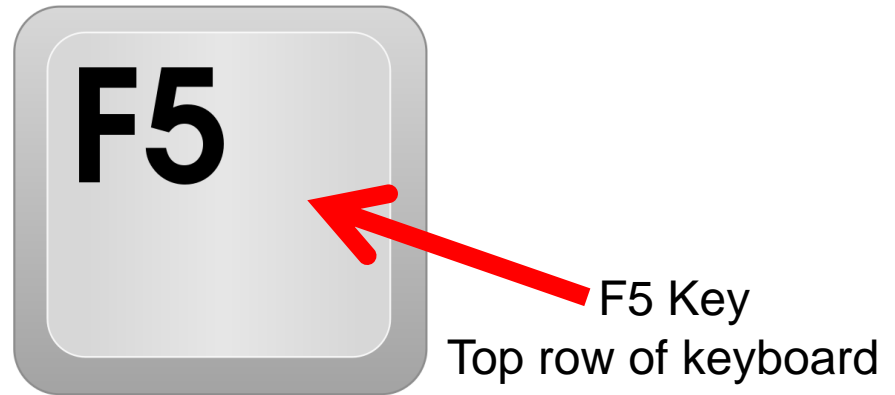
- Presentation slides can be downloaded from www.qualityreportingcenter.com under Upcoming Events on the right-hand side of the page.
- Audio for this event is available via ReadyTalk® Internet streaming. No telephone line is required.
- Computer speakers or headphones are necessary to listen to streaming audio.
- Limited dial-in lines are available. Please send a chat message if a dial-in line is needed.
- This event is being recorded.



Troubleshooting Audio

Audio from computer speakers breaking up?
Audio suddenly stops?

- Click **Refresh** icon
or
- Click **F5**

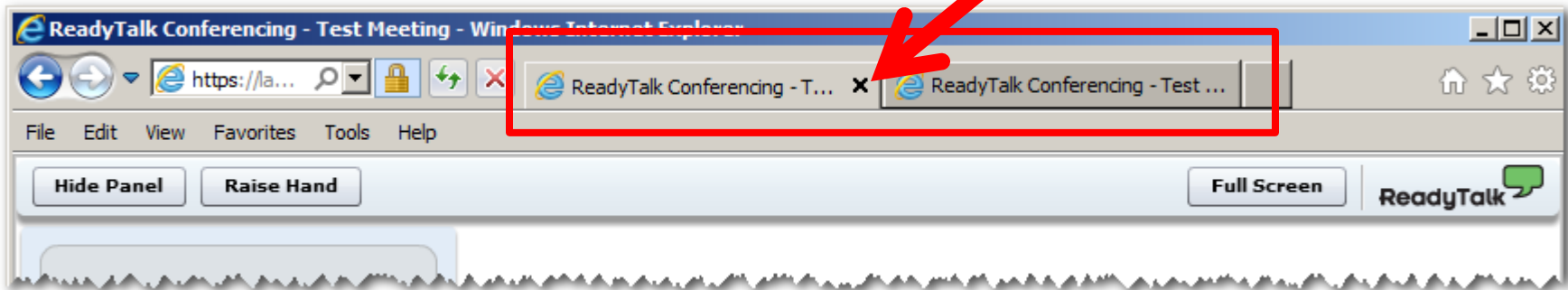


Location of buttons

Refresh

Troubleshooting Echo

- Hear a bad echo on the call?
- Echo is caused by multiple browsers/tabs open to a single event (multiple audio feeds).
- Close all but one browser/tab, and the echo will clear up.



Example of two browsers/tabs open in same event


Submitting Questions

Type questions in the “Chat with Presenter” section located on the bottom-left corner of your screen.



A screenshot of a web browser window. The window title bar shows "Hide Chat", "Return Home", "Full Screen", and "Ready100". The main content area is light gray and features the CMS logo (Centers for Medicare & Medicaid Services) at the top. Below the logo, the text "Welcome to Today's Event" is displayed in a large, bold, blue font. A horizontal yellow line separates this from the bottom section, which contains the text "Thank you for joining us today! Our event will start shortly." in a smaller, italicized blue font. On the left side of the browser window, there is a vertical white chat window. At the bottom of this chat window, there is a text input field with the placeholder "Type questions here." and a "Send" button. The text "Chat with Presenter" is visible above the input field.

Announcements



January 1–August 15, 2017, is the data submission period for the measures submitted using the web-based tool on *QualityNet*.



Access your *QualityNet* and National Healthcare Safety Network (NHSN) accounts routinely to ensure your passwords stay active.



For *QualityNet* password problems, contact *QualityNet* at 866.288.8912.

For NHSN account issues, contact the NHSN Helpdesk at nhsn@cdc.gov.



Help, I'm New: The Why, Who, What, Where, and When of the ASCQR Program

Melissa Thompson, RN, BSN
Project Nurse Manager, Outpatient Outreach and
Education Support Contractor

January 25, 2017

Save the Date

- Upcoming Ambulatory Surgical Center Quality Reporting (ASCQR) Program educational webinars:
 - February 22, 2017: Cram Session: Understanding the Measures
 - March 22, 2017: Have We Covered Our Bases?
- Notifications of additional educational webinars will be sent via ListServe.

Learning Objectives

At the conclusion of the presentation, attendees will be able to:

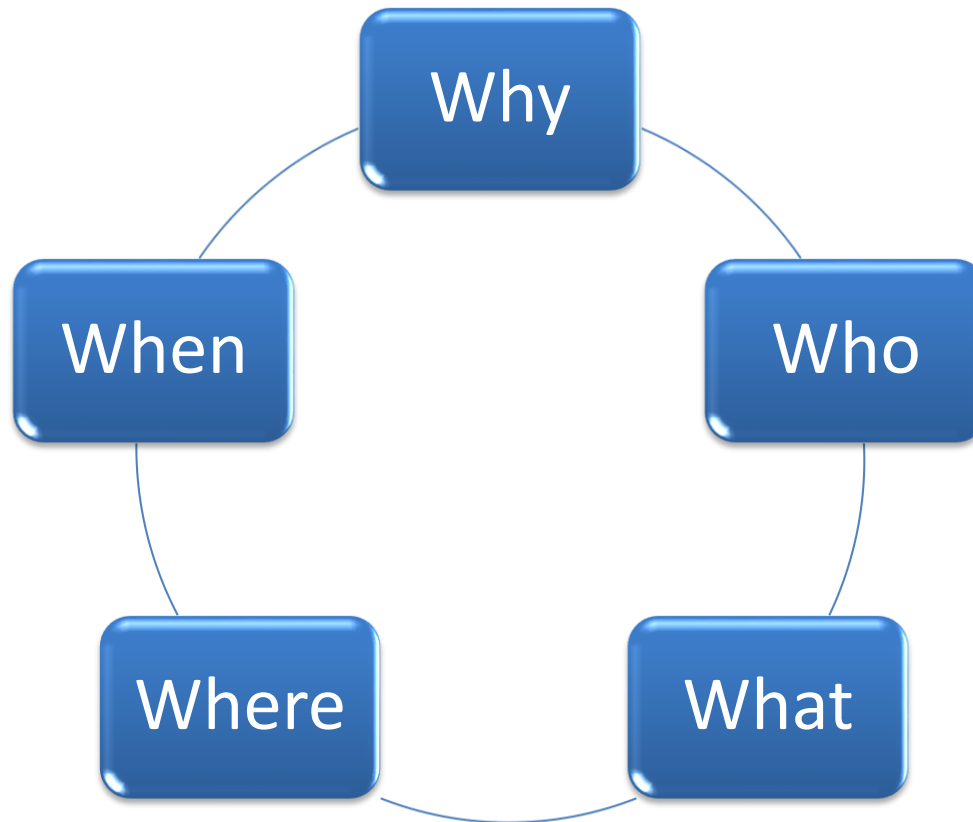
- ✓ Define the program requirements for the ASCQR Program.
- ✓ List the measures that are reported and the submission deadlines for this program.
- ✓ Identify the two platforms used in the submission of measures using a web-based tool.
- ✓ Name two websites with resources available pertaining to the program.

About the ASCQR Program

Brief History

- **2006:** ASC community encourages the Centers for Medicare & Medicaid Services (CMS) to establish a uniform quality reporting system that would allow ASCs to publicly demonstrate their performance on quality measures
- **2007:** CMS begins developing program requirements for quality reporting for ASCs
- **2012:** CMS implements ASCQR Program beginning with Quarter 4 (October 1–December 31, 2012) encounters

ASCQR



Why Report Quality Data?

Clinical Quality

- Promote higher quality healthcare
- More efficient healthcare for Medicare beneficiaries
- Quality improvement
- Measure alignment with other clinical care settings
- Public reporting/transparency

Preview Reports and Hospital Compare

- *Hospital Compare*
 - <https://www.medicare.gov/hospitalcompare/search.html>
- Preview Reports
 - Sent via Secure File Transfer through *QualityNet*
 - Reports available for approximately 30 days

Who Participates?

Program Requirements

ASCs with 240 or greater Medicare claims per year during a reporting period:

- Quality Data Codes (QDCs) submitted on at least 50 percent of the ASC's Medicare claims
- Measures submitted via a web-based tool
 - QualityNet Secure Portal
 - NHSN

What's the Status?

- An ASC is considered participating once the facility submits any data to the ASCQR Program
- An ASC may withdraw at any time up to August 31 of the year preceding a payment determination
 - ASCs that withdraw will incur a 2.0 percentage point reduction in the payment update

Your Facility Did Not Report?

- Facilities that have Medicare claims totaling 240 or greater and do not participate in the ASCQR Program may lose 2 percent of their payment update.
 - This reduction may also reduce beneficiary co-payments.
 - The payment update loss influences only the affected payment determination year and does not affect future payment years.
- ASCs that fail to meet program requirements may elect to utilize the Reconsideration Process.

What Do You Need To Know?

Proposed and Final Rules

- Proposed Rule
 - Proposed Rule with Comment Period
 - Facility comments and involvement
 - Comment period open for 60 days
- Final Rule
 - Published in the *Federal Register* each November

Final Rule

Federal Register:
www.FederalRegister.gov

Direct link to Final Rule:
<https://www.federalregister.gov/documents/2016/11/14/2016-26515/medicare-program-hospital-outpatient-prospective-payment-and-ambulatory-surgical-center-payment>

The screenshot displays the Federal Register website interface. At the top, there are navigation tabs for Sections, Browse, Search, Reader Aids, and My FR, along with a search bar and a 'Sign in / Sign up' link. The main header features the Federal Register logo and the text 'FEDERAL REGISTER The Daily Journal of the United States Government'. A blue banner below the header indicates the document is a 'Rule'. The main content area shows the title of the rule: 'Medicare Program: Hospital Outpatient Prospective Payment and Ambulatory Surgical Center Payment Systems and Quality Reporting Programs; Organ Procurement Organization Reporting and Communication; Transplant Outcome Measures and Documentation Requirements; Electronic Health Record (EHR) Incentive Programs; Payment to Nonexcepted Off-Campus Provider-Based Department of a Hospital; Hospital Value-Based Purchasing (VBP) Program; Establishment of Payment Rates Under the Medicare Physician Fee Schedule for Nonexcepted Items and Services Furnished by an Off-Campus Provider-Based Department of a Hospital'. Below the title, it states 'A Rule by the Centers for Medicare & Medicaid Services on 11/14/2016'. A grey box indicates 'This document has a comment period that ends in 44 days. (12/31/2016)'. To the right, there is a green button labeled 'SUBMIT A FORMAL COMMENT' and a link to 'Read the 2538 public comments'. The document details section is visible, showing the agency as 'Centers for Medicare & Medicaid Services (CMS), HHS.' and the action as 'Final rule with comment period and interim final rule with comment period.' The summary section begins with 'This final rule with comment period revises the Medicare hospital outpatient prospective payment system (OPPS) and the Medicare ambulatory surgical center (ASC) payment system for CY 2017 to implement applicable statutory requirements and changes arising from our continuing experience with these systems. In this final rule with comment period, we describe the changes to the amounts and factors used to determine the payment rates for Medicare services paid under the OPPS and those paid under the ASC payment system. In addition, this final rule with comment period updates and refines the requirements for the Hospital Outpatient Quality Reporting (OQR) Program and the ASC Quality Reporting (ASCQR) Program. Further, in this final rule with comment period, we are making changes to tolerance thresholds for clinical outcomes for solid organ transplant programs; to Organ Procurement Organizations (OPOs) definitions, outcome measures, and organ transport documentation; and to the Medicare and Medicaid Electronic Health Record Incentive Programs. We also are removing the HCeHPS Pain Management dimension from the Hospital Value-Based Purchasing (VBP) Program. In addition, we are implementing section 603 of the Bipartisan Budget Act of 2015 relating to payment for certain items and services furnished by certain off-campus provider-based departments of a provider. In this document, we also are issuing an interim final rule with comment period to establish the Medicare Physician Fee Schedule payment rates for the nonexcepted items and services billed by a nonexcepted off-campus provider-based department of a hospital in accordance with the provisions of section 603.'

Claims-Based Measures

- Using QDCs:
 - ASC-1: Patient Burn
 - ASC-2: Patient Fall
 - ASC-3: Wrong site, Wrong Side, Wrong Patient, Wrong Procedure, Wrong Implant
 - ASC-4: All-Cause Hospital Transfer/Admission
 - ASC-5: Prophylactic Intravenous (IV) Antibiotic Timing
- Outcome Measure:
 - ASC-12: Facility 7-Day Risk-Standardized Hospital Visit Rate after Outpatient Colonoscopy

More on QDCs

- CMS Form-1500 version 02/12 paper claim or electronic document
- Minimum of two QDCs per claim and a maximum of five
- Medicare Administrative Contractor (MAC)
- Submitted charge field cannot be blank
- Submission Guidelines:
http://www.qualityreportingcenter.com/media/ASC_QDC_Submission_Guidelines_CY2014_FINAL_508.pdf

Claims Threshold

“ASCs with fewer than 240 Medicare claims per year during an annual reporting period for a payment determination year are not required to participate in the ASCQR Program for the subsequent annual reporting period for that applicable payment determination year” (42 CFR 416.305(c))

The Simple Solution?

Report QDCs on claims each year,
and claims volume will not be a cause
for concern.

Measures Submitted Using a CMS Web-Based Tool

- ASC-6: Safe Surgery Checklist Use
- ASC-7: ASC Facility Volume Data on Selected ASC Surgical Procedures
- ASC-9: Appropriate Follow-Up Interval for Normal Colonoscopy in Average Risk Patients
- ASC-10: Colonoscopy Interval for Patients with a History of Adenomatous Polyps – Avoidance of Inappropriate Use
- ASC-11: Cataracts: Improvement in Patient's Visual Function within 90 Days Following Cataract Surgery

Measures Submitted Using an NHSN Web-Based Tool

- ASC-8: Influenza Vaccination Coverage Among Healthcare Personnel
 - Separate registration is required
 - Encounter dates are different

Where Do I Submit My Data?

National Healthcare Safety Network (NHSN)

The screenshot shows the NHSN website homepage. At the top left is the CDC logo with the text "Centers for Disease Control and Prevention" and "CDC 24/7: Saving Lives. Protecting People™". To the right is a search bar labeled "Search The CDC" with a "SEARCH" button. Below the search bar is a "CDC A-Z INDEX" dropdown menu. The main heading is "National Healthcare Safety Network (NHSN)" in a dark green banner. Below this are social media icons for Facebook, Twitter, and a plus sign. A paragraph of text describes NHSN as the nation's most widely used healthcare-associated infection tracking system. To the right of the text is a large image of a road curving through a green field under a blue sky, with the text "Paving the Path Forward: 2015 Rebaseline Frequently Asked Questions" overlaid. Below the main content are eight tiles, each with an image and a title: "About NHSN" (with NHSN logo), "Data and Reports" (with a bar chart), "Guidelines and Recommendations" (with HICPAC logo), "NHSN Member Login" (with a login form), "New to NHSN? Enroll Facility Here" (with a photo of a healthcare worker, circled in red), "Reporting and Surveillance for Enrolled Facilities" (with a photo of a hospital), "Group Users" (with a photo of a group of healthcare workers), and "CDA Submission Support Portal (CSSP)" (with a photo of a server rack).

Centers for Disease Control and Prevention
CDC 24/7: Saving Lives. Protecting People™

Search The CDC
SEARCH

CDC A-Z INDEX

National Healthcare Safety Network (NHSN)

f t +

CDC's National Healthcare Safety Network is the nation's most widely used healthcare-associated infection tracking system. NHSN provides facilities, states, regions, and the nation with data needed to identify problem areas, measure progress of prevention efforts, and ultimately eliminate healthcare-associated infections.

In addition, NHSN allows healthcare facilities to track blood safety errors and important healthcare process measures such as healthcare personnel influenza vaccine status and infection control adherence rates.

Paving the Path Forward: 2015 Rebaseline
Frequently Asked Questions

- About NHSN**
CDC's NHSN is the largest HAI reporting system in the U.S.
- Data and Reports**
See national and state reports using NHSN data.
- Guidelines and Recommendations**
Review CDC HAI prevention guidelines.
- NHSN Member Login**
- New to NHSN? Enroll Facility Here**
- Reporting and Surveillance for Enrolled Facilities**
- Group Users**
View resources for group users.
- CDA Submission Support Portal (CSSP)**

NHSN Facility Enrollment

CDC > NHSN

National Healthcare Safety Network (NHSN)

NHSN

NHSN Login

About NHSN +

Enroll Here -

Enrollment for Ambulatory Surgery Centers +

Acute Care Hospitals/Facilities +

Enrollment for Long-term Acute Care Hospitals/Facilities +

Enrollment for Inpatient Rehabilitation Facilities +

Enrollment for Inpatient Psychiatric Facilities +

Enrollment for Long-term Care Facilities +

Enrollment for Outpatient Dialysis Facilities +

FAQs About Enrollment

Materials for Enrolled Facilities +

2015 Rebaseline

Group Users +

Analysis Resources +

Annual Reports

CMS Requirements +

National Quality Forum (NQF)

Newsletters

E-mail Updates

Data Validation Guidance


CDC > NHSN

New to NHSN? Enroll Facility Here.

Select Your Facility Type

[f](#) [t](#) [+](#)


Acute Care Hospitals / Facilities



Enrollment for urgent care or other short-term stay facilities (e.g. critical access facilities, oncology facilities, military/VA facilities)

[More >](#)


Ambulatory Surgery Centers



Enrollment for outpatient surgery centers.

[More >](#)


Long-term Acute Care Facilities



Enrollment for long-term acute care hospitals (LTACs).

[More >](#)


Long-term Care Facilities



Enrollment for nursing homes, assisted living and residential care, chronic care facilities and skilled nursing facilities.

[More >](#)


Outpatient Dialysis Facilities



Enrollment for outpatient dialysis clinics.

[More >](#)

Inpatient Rehabilitation Facilities



Enrollment for inpatient rehabilitation facilities.

[More >](#)

NHSN Facility Enrollment

Step 1: Training and Preparation

Step 2: Register

Step 3: Register with SAMS

Step 3b: Complete and Submit Identity Proofing Verification

Step 4: Submit NHSN Forms Electronically

Step 5: Sign and Send Consent

The screenshot displays the NHSN website interface. The top navigation bar includes 'National Healthcare Safety Network (NHSN)' and a breadcrumb trail 'CDC > NHSN > Enroll Here'. The main heading is '5-Step Enrollment for Ambulatory Surgery Centers'. A sidebar on the left lists various facility types and their enrollment status, with 'Enrollment for Ambulatory Surgery Centers' highlighted. The main content area features a 'Note' about ASCQR requirements, a 'Step 1: Training and Preparation' section with instructions to print a checklist and complete a vaccination summary, and a 'Step 2: Register' section with instructions to agree to rules of behavior and register with NHSN. A blue arrow points from the Step 1 section down to the Step 2 section.

National Healthcare Safety Network (NHSN)

CDC > NHSN > Enroll Here

NHSN Login

About NHSN +

Enroll Here -

Enrollment for Ambulatory Surgery Centers -

Set-up

Acute Care Hospitals/Facilities +

Enrollment for Long-term Acute Care Hospitals/Facilities +

Enrollment for Inpatient Rehabilitation Facilities +

Enrollment for Inpatient Psychiatric Facilities +

Enrollment for Long-term Care Facilities +

Enrollment for Outpatient Dialysis Facilities +

FAQs About Enrollment

Materials for Enrolled Facilities +

2015 Rebaseline

Group Users +

Analysis Resources +

Annual Reports

CMS Requirements +

National Quality Forum (NQF)

Newsletters

5-Step Enrollment for Ambulatory Surgery Centers

Note: The following instructions are for ambulatory surgical centers (ASCs) that must enroll in NHSN for the purpose of fulfilling CMS's Ambulatory Surgical Center Quality Reporting (ASCQR) Program requirements. Participating CMS-licensed ASCs will be required to report healthcare personnel vaccination summary data via NHSN beginning with the 2014-2015 influenza season. Detailed operational guidance, training, and other information for this reporting are available at NHSN [ASC Surveillance for Healthcare Personnel Vaccination](#).

If your facility is already enrolled in NHSN, e.g. because your state requires your facility to report surgical site infections, it does not have to be re-enrolled. Your NHSN Facility Administrator may simply activate the Healthcare Personnel Safety Component in NHSN.

Step 1: Training and Preparation

Print and follow [detailed checklist June 2015](#) to ensure successful and efficient enrollment.

Complete the [HCP Influenza Vaccination Summary: Ambulatory Surgery Centers, September 2015](#) (PDF - 3 MB) training.

Be sure to check trusted websites and spam blockers.

Time to complete step 1: 2 hours, 45 minutes

↓

Step 2: Register

Agree to [Rules of Behavior](#) and register facility with NHSN using CMS Certification Number (CCN) or CDC assigned enrollment ID.

Time to complete step 2: 10 minutes

www.qualitynet.org

QualityNet

Home Page

QualityNet Log in to QualityNet Secure Portal (formerly MyQualityNet) Search

Home My QualityNet Help

Hospitals - Inpatient Hospitals - Outpatient Physician Offices **Ambulatory Surgical Centers** PPS-Exempt Cancer Hospitals ESRD Facilities Inpatient Psychiatric Facilities Quality Improvement

QualityNet Registration

- Hospitals - Inpatient
- Hospitals - Outpatient
- Physician Offices
- ASCs
- Cancer Hospitals
- ESRD Facilities
- Inpatient Psychiatric Facilities
- QIOs

Getting Started with QualityNet

- Registration
- Sign-In Instructions
- Security Statement
- Password Rules
- QualityNet System Security Policy, PDF

Join ListServes
Sign up for Notifications

QualityNet News

- Ambulatory Surgical Center (ASC) Program [More News >](#)
- E-mail Notifications
- Specifications Manuals
- Measures
- Resources
- Support Contact
- Data Submission
- Registration
- Webinars
- Training

Log in to QualityNet Secure Portal

Login

- Download Symantec ID (*required for login*)
- Portal Resources

Questions & Answers

- Hospitals - Inpatient
- Hospitals - Outpatient
- Ambulatory Surgical Centers
- Inpatient Psychiatric Facilities
- PPS-Exempt Cancer Hospitals

Note: First-time registration required

Downloads

Headlines

- [CY 2017 OPPS/ASC final rule with comment period published](#)
- [CMS to release December 2016 Hospital Compare Preview Reports](#)
- [CMS announces update on SEP-1 validation, public reporting for Hospital Inpatient Quality Reporting](#)
- [CMS announces steps to address CDI risk-adjustment error](#)
- [Providers selected for Hospital OQR Program CY 2018 validation](#)

News Article: [Providers adversely affected by Hurricane Matthew](#)
The Department of Health and Human Services is issuing a blanket exemption for data from the 2016 Hospital Inpatient Quality Reporting (IQR) and Outpatient Quality Reporting (OQR) programs for care providers adversely affected by the impact of Hurricane Matthew. The U.S. Department of Health and Human Services (HHS) and South Carolina will not be required to submit quality measures or medical records to meet validation requirements for the 2016 IQR and OQR programs. For a list of the designated counties and other information, see [CMS-16-173-IP](#), issued November 2, 2016.

Specifications Manual

Ambulatory Surgical Center Quality Reporting Specifications Manual

The Ambulatory Surgical Center Quality Reporting Program Quality Measures Specifications Manual provides measure information and specifications for Medicare's ASC Quality Reporting Program. These standardized measures were selected by the Centers for Medicare & Medicaid Services (CMS) to measure the quality of care for patients in the ASC setting.

Data Collection Time Period	Specifications Manual
01/01/17 - 12/31/17	Version 6.0 ←
07/01/16 - 12/31/16	Version 5.1
01/01/16 - 06/30/16	Version 5.0a
10/01/15 - 12/31/15	Version 4.1
01/01/15 - 09/30/15	Version 4.0a
01/01/14 - 12/31/14	Version 3.0c
01/01/13 - 12/31/13	Version 2.0
10/01/12 - 12/31/12	Version 1.0b

[Timelines for Specifications Manuals](#)

Specifications Manual

ASCQR 2017 Specifications Manual Update webinar:

<http://www.qualityreportingcenter.com/asc/events/>

Ambulatory Surgical Center Quality Reporting Specifications Manual, v6.0

For use in submitting data for encounters from **01/01/17 through 12/31/17**.

View and/or download individual sections of the Specifications Manual, (PDF documents, unless noted), listed below.

▶Release Notes, version 6.0

▶Introductory Materials

▼ Section 1: Measure Information Forms

[Measure Information Form Introduction](#)

[ASC 1 - Patient Burn](#)

[ASC 2 - Patient Fall](#)

[ASC 3 - Wrong Site, Wrong Side, Wrong Patient, Wrong Procedure, Wrong Implant](#)

[ASC 4 - All Cause Hospital Transfer/Admission](#)

[ASC 5 - Prophylactic Intravenous \(IV\) Antibiotic Timing](#)

[ASC 6 - Safe Surgery Checklist Use](#)

[ASC 7 - ASC Facility Volume Data on Selected ASC Surgical Procedures \(available by year end 2017\)](#)

[ASC 8 - Influenza Vaccination Coverage among Healthcare Personnel](#)

[ASC 9 - Endoscopy/Polyp Surveillance: Appropriate Follow-up Interval for Normal Colonoscopy in Average Risk Patients](#)

[ASC 10 - Endoscopy/Polyp Surveillance: Colonoscopy Interval for Patients with a History of Adenomatous Polyps - Avoidance of Inappropriate Use](#)

[ASC 11 - Cataracts - Improvement in Patient's Visual Function within 90 Days Following Cataract Surgery](#)

[ASC 12 - Facility 7-Day Risk-Standardized Hospital Visit Rate after Outpatient Colonoscopy](#)

▶Section 2: Quality-Data Coding & Sampling Specifications

▶Appendix A

▶Download Entire Manual

Security Administrator

QualityNet

- Application can be found at:
<https://www.qualitynet.org/dcs/ContentServer?c=Page&pagename=QnetPublic%2FPage%2FQnetBasic&cid=1228772846606>
- Apply **at least four to six weeks prior** to any quality measure **data submission deadline**

QualityNet SA/Security Designee

- Submits data via the Secure Portal
- Facilitates registration process for other users
- Creates, edits, and/or terminates *QualityNet* user accounts
- Monitors *QualityNet* usage to maintain proper security and confidentiality
- Serves as the point of contact for information regarding *QualityNet*
- Accesses secure reports via the Secure Portal

QualityNet Basic User

- Any user not designated as an SA or Security Designee is considered a Non-Administrative or Basic User
- Access is determined by the SA or Security Designee

Applying for SA on QualityNet (1 of 4)

QualityNet Log in to QualityNet Secure Portal (formerly MyQualityNet) Search

Home My QualityNet Help

Hospitals - Inpatient Hospitals - Outpatient Physician Offices Ambulatory Surgical Centers PPS-Exempt Cancer Hospitals ESRD Facilities Inpatient Psychiatric Facilities Quality Improvement

QualityNet Registration

- Hospitals - Inpatient
- Hospitals - Outpatient
- Physician Offices
- ASCs
- Cancer Hospitals
- ESRD Facilities
- Inpatient Psychiatric Facilities
- QIOs

Getting Started with QualityNet

- Registration
- Sign-In Instructions
- Security Statement
- Password Rules
- QualityNet System Security Policy, PDF

Join ListServes

Sign up for Notifications and Discussions.

Known Issues - Hospital Reporting

- Inpatient
 - EHR Incentive Program
- Hospital Value-Based Purchasing
- Outpatient

QualityNet News [More News >](#)

CMS issues blanket exemption for providers adversely affected by Hurricane Matthew

The Centers for Medicare & Medicaid Services (CMS) is issuing a blanket exemption for data submission and validation requirements for the Hospital Inpatient Quality Reporting (IQR) and Outpatient Quality Reporting (OQR) Programs for Medicare providers adversely affected by the devastating impact of Hurricane Matthew.

Providers located within the Federal Emergency Management Agency (FEMA)-designated "major disaster" counties in Georgia, Florida, North Carolina, and South Carolina will not be required to submit quality measure data to meet submission requirements or medical records to meet validation requirements for the reporting quarters specified by CMS. For a list of the designated counties and other information, see the related [Email Notification 2016-173-IP](#), issued November 2.

[Full Article >](#)

Headlines

- [CY 2017 OPPI/ASC final rule with comment period published](#)
- [CMS to release December 2016 Hospital Compare Preview Reports](#)
- [CMS announces update on SEP-1 validation, public reporting for Hospital Inpatient Quality Reporting](#)
- [CMS announces steps to address CDI risk-adjustment error](#)
- [Providers selected for Hospital OQR Program CY 2018 validation](#)

About QualityNet

Established by the Centers for Medicare & Medicaid Services (CMS), QualityNet provides healthcare quality improvement news, resources and data reporting tools and applications used by healthcare providers and others.

QualityNet is the only CMS-approved website for secure communications and healthcare quality data exchange between: quality improvement organizations (QIOs), hospitals, physician offices, nursing homes, end stage renal disease (ESRD) networks and facilities, and data vendors.

Log in to QualityNet Secure Portal

Login

- Download Symantec ID (**required for login**)
- Portal Resources

Questions & Answers

- Hospitals - Inpatient
- Hospitals - Outpatient
- Ambulatory Surgical Centers
- Inpatient Psychiatric Facilities
- PPS-Exempt Cancer Hospitals

Note: First-time registration required

Downloads

- CART - Inpatient
- CART - Outpatient
- CART Module Designer

Training

- QualityNet Training
- QualityNet Event Center
- Secure Portal Enrollment Training.

Applying for SA on QualityNet (2 of 4)

QualityNet Log in to QualityNet Secure Portal (formerly MyQualityNet) Search

Home My QualityNet Help

Hospitals - Inpatient Hospitals - Outpatient Physician Offices Ambulatory Surgical Centers PPS-Exempt Cancer Hospitals ESRD Facilities Inpatient Psychiatric Facilities Quality Improvement

Getting Started with QualityNet

- Registration
- Sign-In Instructions
- Security Statement
- Password Rules
- QualityNet System Security Policy, PDF

Registration QualityNet

All users requesting access to the QualityNet Secure Portal must be individually approved and verified. This mandatory registration process is used to maintain the confidentiality and security of healthcare information and data transmitted via QualityNet. For registration instructions, select your user classification below:

- [Hospitals - Inpatient](#)
- [Hospitals - Outpatient](#)
- [Physician Offices](#)
- [Ambulatory Surgical Centers \(ASCs\)](#)
- [PPS Exempt Cancer Hospitals](#)
- [ESRD Facilities](#)
- [Inpatient Psychiatric Facilities](#)
- [Quality Improvement Organizations \(QIOs\)](#)

QualityNet Help Desk | Accessibility Statements | Privacy Policy | Terms of Use

Applying for SA on QualityNet (3 of 4)

The screenshot shows the QualityNet website interface. At the top, there is a logo for QualityNet and a link to "Log in to QualityNet Secure Portal (formerly MyQualityNet)". Below the logo is a navigation bar with "Home", "My QualityNet", and "Help" tabs. A secondary navigation bar contains dropdown menus for various facility types: "Hospitals - Inpatient", "Hospitals - Outpatient", "Physician Offices", "Ambulatory Surgical Centers", "PPS-Exempt Cancer Hospitals", "ESRD Facilities", "Inpatient Psychiatric Facilities", and "Quality Improvement".

The main content area is titled "QualityNet Registration" and "Ambulatory Surgical Centers". It contains the following text:

Getting Started with QualityNet

- Registration
- Sign-In Instructions
- Security Statement
- Password Rules
- QualityNet System Security Policy, PDF

QualityNet Registration
Ambulatory Surgical Centers

All users requesting access to the QualityNet Secure Portal must be individually approved and verified. This mandatory registration process is used to maintain the confidentiality and security of healthcare information and data transmitted via the QualityNet Secure Portal. The process begins with registration for a QualityNet account.

For registration instructions, select your user classification below:

- **Security Administrator**
The Security Administrator facilitates the registration process for other users at the organization. Typically, an organization designates two Security Administrators. See the [Security Administrator Responsibilities](#) for a more complete list of duties. Providers submitting data (or using a vendor to submit data on their behalf) and accessing secured reports via the QualityNet Secure Portal are **required** to designate a Security Administrator.
- **Basic User**
All other registered QualityNet users in an organization are considered basic users.

Data submission vendors
Joint Commission-certified Performance Measurement Systems or other third-party data submission vendors wishing to transmit data via the QualityNet Secure Portal must also register for a QualityNet account. Contact the QualityNet Help Desk to obtain a Vendor ID and initiate the registration process.

Healthcare systems
If you represent a healthcare system (comprising multiple providers), contact the [QualityNet Help Desk](#) to initiate registration for a QualityNet account.

QualityNet Help Desk | Accessibility Statements | Privacy Policy | Terms of Use

Applying for SA on QualityNet (4 of 4)

The screenshot shows the QualityNet website interface. At the top left is the QualityNet logo. To its right is a link to the "QualityNet Secure Portal" with a "Log In" button. Further right is a search bar. Below the header is a navigation menu with tabs for "Home", "My QualityNet", and "Help". Under "My QualityNet", there are several dropdown menus for different facility types: "Hospitals - Inpatient", "Hospitals - Outpatient", "Physician Offices", "Ambulatory Surgical Centers", "PPS-Exempt Cancer Hospitals", "ESRD Facilities", "Inpatient Psychiatric Facilities", and "Quality Improvement". The "Ambulatory Surgical Centers" dropdown is selected, leading to the "QualityNet Security Administrator Registration" page. The page content includes a heading, a recommendation to designate two administrators, a list of three steps for registration, contact information for HSAG, and instructions on how to access the secure portal after registration.

QualityNet [Log in to QualityNet Secure Portal \(formerly MyQualityNet\)](#)

[Log In](#)

Home **My QualityNet** **Help**

Hospitals - Inpatient ▾ Hospitals - Outpatient ▾ Physician Offices ▾ Ambulatory Surgical Centers ▾ PPS-Exempt Cancer Hospitals ▾ ESRD Facilities ▾ Inpatient Psychiatric Facilities ▾ Quality Improvement ▾

QualityNet Security Administrator Registration

Ambulatory Surgical Centers

It is highly recommended that each organization designate **two** people as **QualityNet Security Administrators**.

To register as a QualityNet Security Administrator:

1. Download the [QualityNet Security Administrator Registration Packet](#) (PDF-78 KB).
2. Follow the instructions for completing the Registration Form and Authorization Form. The Authorization Form must be completed by the highest level executive at your organization.
3. Mail the original, completed forms (keeping a copy for your records) to the Ambulatory Surgical Center Quality Reporting (ASCQR) Program Support Contractor at:

HSAG
Attn: ASCQR Program
3000 Bayport Drive, Suite 300
Tampa, Florida 33607-8415

You will be notified by e-mail when registration is complete and your QualityNet account has been activated. The e-mail will also contain your **User ID**. A **Temporary Password** will be sent in a separate e-mail. You will need both to complete enrollment for access to the QualityNet Secure Portal.

Accessing the QualityNet Secure Portal

For access to the QualityNet Secure Portal, complete the [New User Enrollment Process](#). (As part of the process, you'll be asked to change your password and answer a set of security questions.)

QualityNet Help Desk | [Accessibility Statements](#) | [Privacy Policy](#) | [Terms of Use](#)

Register for Email Notifications

The screenshot shows the QualityNet website interface. At the top, there is a navigation bar with the QualityNet logo, a search box, and a 'Log in to QualityNet Secure Portal' link. Below this is a secondary navigation bar with tabs for 'Home', 'My QualityNet', and 'Help'. A main navigation menu lists various facility types: Hospitals - Inpatient, Hospitals - Outpatient, Physician Offices, Ambulatory Surgical Centers, PPS-Exempt Cancer Hospitals, ESRD Facilities, Inpatient Psychiatric Facilities, and Quality Improvement. The main content area is divided into several sections:

- QualityNet Registration:** Lists links for Hospitals - Inpatient, Hospitals - Outpatient, Physician Offices, ASCs, Cancer Hospitals, ESRD Facilities, Inpatient Psychiatric Facilities, and QIOs.
- Getting Started with QualityNet:** Lists links for Registration, Sign-In Instructions, Security Statement, Password Rules, and QualityNet System Security Policy, PDF.
- Join ListServes:** This section is circled in red and contains the text 'Sign up for Notifications and Discussions.'
- Known Issues - Hospital Reporting:** Lists links for Inpatient (EHR Incentive Program, Hospital Value-Based Purchasing), Outpatient, ASCs, PPS-Exempt Cancer Hospitals, and Inpatient Psychiatric Facilities.
- QualityNet News:** Features a news article titled 'CMS issues blanket exemption for providers adversely affected by Hurricane Matthew' with a 'Full Article' link.
- Headlines:** Lists several news items, including 'CY 2017 OPPS/ASC final rule with comment period published', 'CMS to release December 2016 Hospital Compare Preview Reports', 'CMS announces update on SEP-1 validation, public reporting for Hospital Inpatient Quality Reporting', 'CMS announces steps to address CDI risk-adjustment error', and 'Providers selected for Hospital OQR Program CY 2018 validation'.
- About QualityNet:** Provides information about the website's purpose and a 'More' link.
- Log in to QualityNet Secure Portal:** Includes a 'Login' link and links for 'Download Symantec ID (required for login)' and 'Portal Resources'.
- Questions & Answers:** Lists links for Hospitals - Inpatient, Hospitals - Outpatient, Ambulatory Surgical Centers, Inpatient Psychiatric Facilities, and PPS-Exempt Cancer Hospitals. A note states: 'Note: First-time registration required'.
- Downloads:** Lists links for 'CART - Inpatient', 'CART - Outpatient', and 'CART Module Designer'.
- Training:** Lists links for 'QualityNet Training', 'QualityNet Event Center', 'Secure Portal Enrollment Training, WMV', and 'Question and Answer Tool Training, WRF'.

When Do You Submit?

Claims-Based Measures

Number	Measures For CY 2018 Payment Year	Data Submission Dates
ASC-1	Patient Burn	Claims submitted for services furnished from January 1–December 31, 2016
ASC-2	Patient Fall	Claims submitted for services furnished from January 1–December 31, 2016
ASC-3	Wrong Site, Wrong Side, Wrong Patient, Wrong Procedure, Wrong Implant	Claims submitted for services furnished from January 1–December 31, 2016
ASC-4	All-Cause Hospital Transfer/Admission	Claims submitted for services furnished from January 1–December 31, 2016
ASC-5	Prophylactic Intravenous (IV) Antibiotic Timing	Claims submitted for services furnished from January 1–December 31, 2016
ASC-12	Facility 7-Day Risk-Standardized Hospital Visit Rate after Outpatient Colonoscopy	Claims submitted for services furnished from January 1–December 31, 2016

Measures Submitted Via a Web-Based Tool

Number	Measures for CY 2018 Payment Year	Data Collection Period	Submission Period
ASC-6	Safe Surgery Checklist Use	January 1– December 31, 2016	January 1– August 15, 2017
ASC-7	ASC Facility Volume Data on Selected ASC Surgical Procedures	January 1– December 31, 2016	January 1– August 15, 2017
ASC-8	Influenza Vaccination Coverage Among Healthcare Personnel	October 1, 2016– March 31, 2017	October 1, 2016– May 15, 2017
ASC-9	Appropriate Follow-Up Interval for Normal Colonoscopy in Average Risk Patients	January 1– December 31, 2016	January 1– August 15, 2017
ASC-10	Colonoscopy Interval for Patients with a History of Adenomatous Polyps – Avoidance of Inappropriate Use	January 1– December 31, 2016	January 1– August 15, 2017
ASC-11	Cataracts: Improvement in Patient’s Visual Function within 90 Days Following Cataract Surgery	January 1– December 31, 2016	January 1– August 15, 2017 (Voluntary)

www.qualityreportingcenter.com

What Resources Are Available?

Home Page Categories

CENTER FOR QUALITY REPORTING

HOME	PROGRAM INFORMATION	Log In to Access QIO Section
EVENTS CALENDAR	ASC 101	
INPATIENT >	PROGRAM RULE HISTORY	Change Text Size: A A
OUTPATIENT >	UPCOMING EVENTS	Search... <input type="text"/>
ASC >	ARCHIVED EVENTS	<input type="button" value="Search"/>
EDUCATION >	LOOKUP TOOL	Upcoming Events
QIN-QIO >	TOOLS AND RESOURCES	December 12, 2016 Hospital OQR 2017 Specifications Manual Update - 1 C.E.
	DATA SUBMISSION	December 13, 2016 The Joint Commission: Pioneers in Quality Expert to Expert Series: eSTK 2, 3, 5 - 1 C.E.
	QUALIT-E-QUIPS	December 14, 2016 Hospital IQR Program Fiscal Year (FY) 2019 Chart-Abstracted Validation Overview for Randomly Selected Hospitals - 1 C.E.
		December 15, 2016 ASC 2017 Specifications Manual Update - 1 C.E.
		See the full calendar

Welcome to the Hospital Inpatient and Outpatient Quality Reporting Outreach and Education Support Programs. Here you will find resources to assist hospitals, inpatient psychiatric facilities, PPS-exempt cancer hospitals, and ambulatory surgical centers with quality data reporting. Through these sites, you can access:

- Reference and training materials
- Educational presentations
- Timelines and calendars
- Data collection tools
- Contact information
- Helpful links to resources
- Question and answer tools


The national Support Contractor for the Hospital Inpatient Value, Incentives, and Quality Reporting (VIQR), Outpatient Quality Reporting (OQR) Outreach and Education Support Programs, is dedicated to improving quality care delivery and health outcomes by collaborating with healthcare providers.

- [Hospital Inpatient Value, Incentives, and Quality Reporting Outreach and Education Support Program](#)
- [Outpatient Quality Reporting Outreach and Education Support Program](#)
- [Ambulatory Surgical Center Quality Reporting](#)

Helpful Resources

Title (click to view video)	Description
ASC – Becoming a Security Administrator (English)	Learn how to fill out the Security Administrator form
ASC – Entering Web-Based Measures (English)	Learn how to log in to QualityNet, enter measures ASC-6, ASC-7, ASC-9, and ASC-10, and learn about ASC-11
Logging In to QualityNet	Learn how to log in to the QualityNet.org website to access and report ASC data
Filing for Annual Payment Update (APU) Reconsideration	Learn about the APU reconsideration process and walk through the Reconsideration Request Form
Resources	
Guides for getting started with the ASCQR Program.	
Successful Reporting in the ASCQR Program: A Step-by-Step Guide for New Facilities	Essential information for those new to the ASCQR Program
Resources for New Staff	Qualit-e-Quips Newsletter: Helpful Links for Important ASCQR Program Information
ASCQR ListServe Registration	Email sign-up to receive the most up-to-date information and education
ASCQR on QualityNet	Program information and access to data submission portal and reports
ASC Measure Reporting Start Dates	Submission dates for the current year's Payment Determination
Fact Sheet for Remittance Advice	Tips for Accurate Reporting for the ASCQR Program

Archived Events



HOME	PROGRAM INFORMATION
EVENTS CALENDAR	ASC 101
INPATIENT >	PROGRAM RULE HISTORY
OUTPATIENT >	UPCOMING EVENTS
ASC >	ARCHIVED EVENTS
EDUCATION >	LOOKUP TOOL
QIN-QIO >	TOOLS AND RESOURCES
	DATA SUBMISSION
	QUALIT-E-QUIPS

[Log In](#) to Access QIO Section

Change Text Size: [A](#) [A](#)

Search...

Upcoming Events

December 12, 2016
[Hospital QQR 2017 Specifications Manual Update - 1 C.E.](#)

December 13, 2016
[The Joint Commission: Pioneers in Quality Expert to Expert Series: eSTK 2, 3, 5 - 1 C.E.](#)

December 14, 2016
[Hospital IQR Program Fiscal Year \(FY\) 2019 Chart-Abstracted Validation Overview for Randomly Selected Hospitals - 1 C.E.](#)

December 15, 2016
[ASC 2017 Specifications Manual Update - 1 C.E.](#)

[See the full calendar](#)

Welcome to the Hospital Inpatient and Outpatient Quality Reporting Outreach and Education Support Programs. Here you will find resources to assist hospitals, inpatient psychiatric facilities, PPS-exempt cancer hospitals, and ambulatory surgical centers with quality data reporting. Through these sites, you can access:

- Reference and training materials
- Educational presentations
- Timelines and calendars
- Data collection tools
- Contact information
- Helpful links to resources
- Question and answer tools

The national Support Contractor for the Hospital Inpatient Value, Incentives, and Quality Reporting (VIQR), Outpatient Quality Reporting (OQR) Outreach and Education Support Programs, is dedicated to improving quality care delivery and health outcomes by collaborating with healthcare providers.

- [Hospital Inpatient Value, Incentives, and Quality Reporting Outreach and Education Support Program](#)
- [Outpatient Quality Reporting Outreach and Education Support Program](#)
- [Ambulatory Surgical Center Quality Reporting](#)

Resources

- *QualityNet* website: www.qualitynet.org
 - Email Notifications
- Support Contractor website: www.qualityreportingcenter.com
- Support Contractor Helpline: 866.800.8756
- Have a question? Use the Questions & Answers tool: <https://cms-ocsq.custhelp.com/>

Questions



Continuing Education Approval

This program has been approved for 1.0 continuing education (CE) unit for the following professional boards:

- Florida Board of Clinical Social Work, Marriage and Family Therapy and Mental Health Counseling
- Florida Board of Nursing Home Administrators
- Florida Council of Dietetics
- Florida Board of Pharmacy
- Board of Registered Nursing (Provider #16578)
 - It is your responsibility to submit this form to your accrediting body for credit.

CE Credit Process

- Complete the ReadyTalk® survey that will pop up after the webinar, or wait for the survey that will be sent to all registrants within the next 48 hours.
- After completion of the survey, click “Done” at the bottom of the screen.
- Another page will open that asks you to register in HSAG’s Learning Management Center.
 - This is separate from registering for the webinar. If you have not registered at the Learning Management Center, you will **not** receive your certificate.
 - Please use your **personal** email so you can receive your certificate.
 - Healthcare facilities have firewalls that block our certificates.

CE Certificate Problems?

- If you do not immediately receive a response to the email you used to register in the Learning Management Center, a firewall is blocking the survey link.
- Please go back to the New User link and register your personal email account.
- If you continue to have problems, please contact Deb Price at dprice@hsag.com.

CE Credit Process: Survey

No

Please provide any additional comments

10. What is your overall level of satisfaction with this presentation?

Very satisfied

Somewhat satisfied

Neutral

Somewhat dissatisfied

Very dissatisfied

If you answered "very dissatisfied", please explain

11. What topics would be of interest to you for future presentations?

12. If you have questions or concerns, please feel free to leave your name and phone number or email address and we will contact you.

Done

Powered by [SurveyMonkey](#)
Check out our [sample surveys](#) and create your own now!

CE Credit Process

Thank you for completing our survey!

Please click on one of the links below to obtain your certificate for your state licensure.

You must be registered with the learning management site.

New User Link:

<https://lmc.hshapps.com/register/default.aspx?ID=da0a12bc-db39-408f-b429-d6f6b9ccb1ae>

Existing User Link:

<https://lmc.hshapps.com/test/adduser.aspx?ID=da0a12bc-db39-408f-b429-d6f6b9ccb1ae>

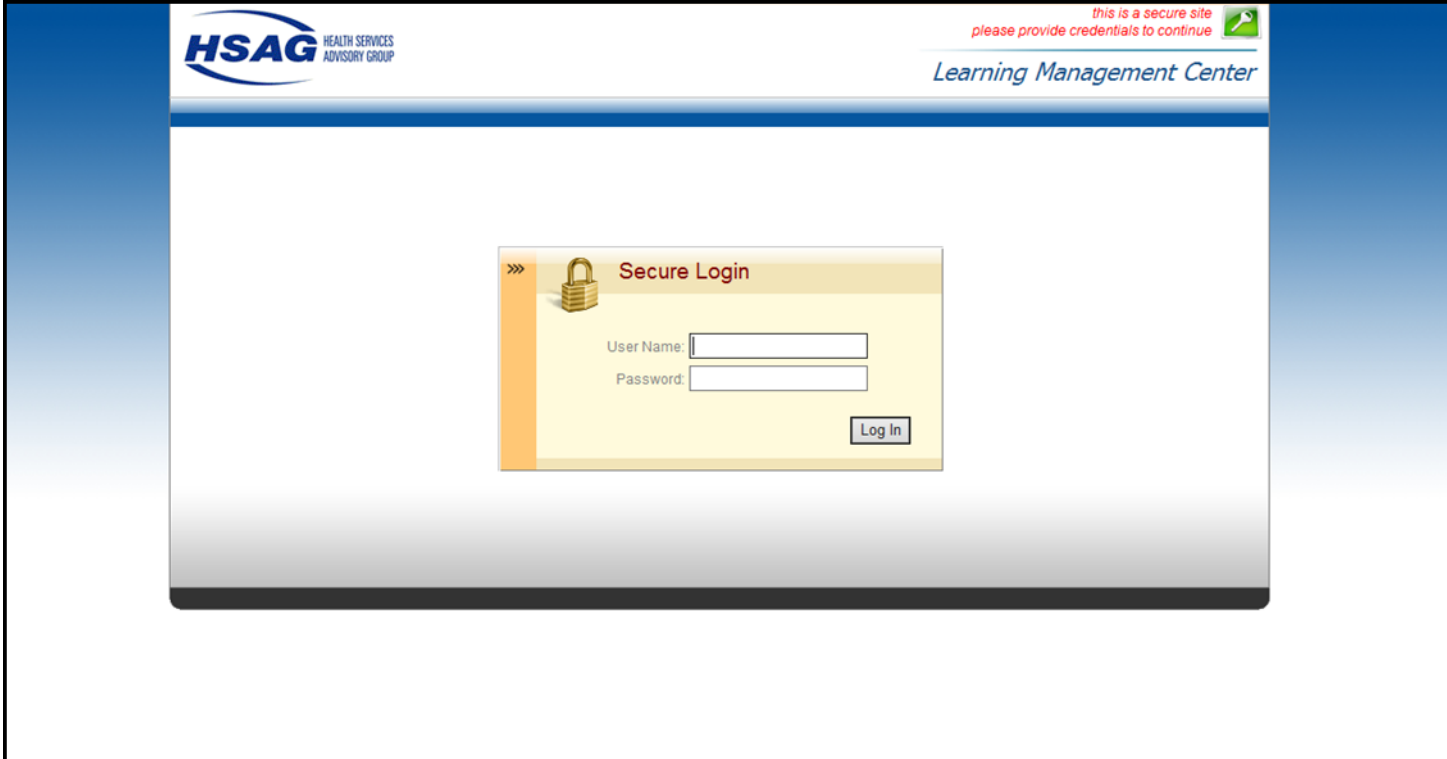
Note: If you click the 'Done' button below, you will not have the opportunity to receive your certificate without participating in a longer survey.

Done

CE Credit Process: New User

The screenshot shows a web page for the HSAG Learning Management Center. At the top left is the HSAG logo with the text "HEALTH SERVICES ADVISORY GROUP". At the top right, there is a security notice: "this is a secure site please provide credentials to continue" next to a small green icon. Below this is the text "Learning Management Center". The main heading of the page is "Learning Center Registration: OQR: 2015 Specifications Manual Update - 1-21-2015". Below the heading are four input fields: "First Name:" and "Last Name:" on the top row, and "Email:" and "Phone:" on the bottom row. The "Phone:" field has a small format mask. Below the input fields is a "Register" button. The entire form is set against a light blue gradient background.

CE Credit Process: Existing User



The screenshot displays the login interface for the HSAG Learning Management Center. At the top left is the HSAG logo with the text "HEALTH SERVICES ADVISORY GROUP". At the top right, a red security notice reads "this is a secure site please provide credentials to continue" next to a small green icon. Below this is the text "Learning Management Center". The central focus is a "Secure Login" box with a yellow background and a lock icon. It contains two input fields: "User Name:" and "Password:", followed by a "Log In" button.

Thank You for Participating!

Please contact the Support Contractor if you have any questions:

- Submit questions online through the QualityNet Question & Answer Tool at www.qualitynet.org

Or

- Call the Support Contractor at 866.800.8756.