Inpatient Psychiatric Facilities Quality Reporting Program Public Reporting Preview Reports

Reneé Parks
IPFQR Support Contractor Lead
HSAG

December 18, 2014

Save the Date

Upcoming IPFQR Program educational webinars:

- Every third Thursday of the month
- 2 p.m. Eastern Time
- Topics, Agenda, and registration links sent out via ListServ Announcements

Objectives

- Inpatient Psychiatric Facilities (IPFs) will understand how to access their individual Public Reporting Preview Report.
- Participants with an active *QualityNet* account, affiliated with the facility's CMS Certification Number (CCN), will retrieve a copy of the Preview Report.
- Participants will understand how to run a Facility, State, and National Report.

Acronyms

- **CCN:** CMS Certification Number
- **CMS:** Centers for Medicare & Medicaid Services
- **HBIPS:** Hospital-Based Inpatient Psychiatric Services
- **IPF:** Inpatient Psychiatric Facility
- **IPFQR:** Inpatient Psychiatric Facilities Quality Reporting
- **SA:** Security Administrator

Public Reporting Background

- Section 1886(s)(4)(E) of the Social Security Act requires the Secretary to establish procedures for making the data submitted under the IPFQR Program available to the public.
- Such procedures shall ensure that an IPF has the opportunity to review the data that are to be made public with respect to the psychiatric hospital or unit prior to such data being made public.
- Data collected will be displayed on a CMS Website.
- August 19, 2013 IPPS Final Rule finalized requirements for the FY 2014 payment determination and subsequent years.

Public Display Timeline

Payment Determination Year (Fiscal Year)	Reporting Year (Calendar Year)	Public Display (Calendar Year)
2015	**Q2 2013** (April 1, 2013 – June 30, 2013) **Q3 2013** (July 1, 2013 – September 30, 2013) **Q4 2013** (October 1, 2013 – December 31, 2013)	April 2015
2016	**Q1 2014** (January 1, 2014 – March 31, 2014) **Q2 2014** (April 1, 2014 – June 30, 2014) **Q3 2014** (July 1, 2014 – September 30, 2014) **Q4 2014** (October 1, 2014 – December 31, 2014)	April 2016
2017	**Q1 2015** (January 1, 2015 – March 31, 2015) **Q2 2015** (April 1, 2015 – June 30, 2015) **Q3 2015** (July 1, 2015 – September 30, 2015) **Q4 2015** (October 1, 2015 – December 31, 2015)	April 2017

Preview Report Access

- Preview Period: December 31, 2014 – January 29, 2015
- IPFQR Hospital Compare Preview Report Quick Reference Guide available at:
  www.qualityreportingcenter.com/wp-content/uploads/2014/12/IPFQR-Public-Reporting-Quick-Reference-Guide.pdf

How to Access Preview Reports

- Access the public website for *QualityNet* at:
  www.qualitynet.org
- Select **[Login]** under the "Log in to QualityNet Secure Portal" header located on the right navigation pane.
- Enter your *QualityNet* User ID, Password, and Security Code and select **[Submit]**.
- Read the Terms and Conditions statement and select **[I Accept]** to proceed.

How to Run a Preview Report

- Select "Run Reports" from the "My Reports" drop-down.
- Select "IPFQR" from the "Report Program" drop-down.
- Select "Public Reporting – Preview Reports" from the list in the "Report Category" drop-down.
- Select "View Reports"; the selected report will display under "Report Name."
- Select "Public Reporting – Preview Reports" under "Report Name."
- Select **[Run Reports].**

How to View a Preview Report

- Select the **[Search Reports]** tab.
  - The report requested will display, as well as the report status.
  - A green check mark will display in the “Status” column when the report is complete.
  - Once complete, the report can be viewed or downloaded.



Inpatient Psychiatric Facility Quality Reporting (IPFQR) Program
Public Reporting Preview Quick Reference Guide
April 2015 Release

Preview Report Access

Preview Period
December 31, 2014 through January 29, 2015

Preview Reports can be accessed by:
1. Accessing the public website for *QualityNet* at *www.qualitynet.org*. Selecting **[Login]** under the “Log in to QualityNet Secure Portal” header located on the right navigation pane.
2. Entering your *QualityNet* User ID, Password, and Security Code and selecting **[Submit]**.
3. Reading the Terms and Conditions statement and selecting **[I Accept]** to proceed.

Preview Report can be run by:
1. Selecting “Run Reports” from the “My Reports” drop-down.
2. Selecting “IPFQR” from the “Report Program” drop-down.
3. Selecting “Public Reporting – Preview Reports” from the list in the “Report Category” drop-down.
4. Selecting “View Reports”, the selected report will display under “Report Name”.
5. Selecting “Public Reporting – Preview Reports” under “Report Name”.
6. Selecting **[Run Reports]**.

Viewing the Report:
Select the **[Search Reports]** tab. The report requested, will display as well as the report status. A green check mark will display in the “Status” column when the report is complete. Once complete, the report can be viewed or downloaded.

Preview Report Content

HBIPS Measures
Data reported for 2Q through 4Q 2013

Facility, State, and National data are reported by age category and overall rate as follows:
1. Children (1–12 years old)
2. Adolescents (13–17 years old)
3. Adults (18–64 years old)
4. Older Adults (65 years or over)
5. Overall

HBIPS-2 Hours of Physical Restraint Use

HBIPS-3 Hours of Seclusion Use

HBIPS-4 Patients Discharged on Multiple Antipsychotic Medications

HBIPS-5 Patients Discharged on Multiple Antipsychotic Medications with Appropriate Justification

HBIPS-6 Post Discharge Continuing Care Plan Created

HBIPS-7 Post Discharge Continuing Care Plan Transmitted to Next Level of Care Provider Upon Discharge

Footnotes

#1. The number of cases/patients is too few to report.
Applied when there are greater than zero (0) and fewer than 11 in the denominator.

Note: *When this footnote is applied, data will display on the preview report; however, Hospital Compare will display 'Not Available' with Footnote 1.*

#3. Results are based on a shorter time period than required.
Applied when fewer quarters of data than required are displayed.

#4. Data suppressed by CMS for one or more quarters.
Applied at CMS' discretion.

#5. Results are not available for this reporting period.
Applied when no data is available for display for the measure.

#7. No cases met the criteria for this measure.
Applied when there were cases in the population; however, none met the criteria to be included in the measure.

Questions regarding the IPFQR preview report or the IPFQR Program may be directed to the IPF Support Contractor.
Email: IPFQualityReporting@HCQIS.org
Phone: 844-472-4477 or 866-800-8765, Monday–Friday, 8 a.m.–8 p.m. ET.

This material was prepared by the Hospital Inpatient Value Incentives, and Quality Reporting (IPFQR) Outreach and Education Support Contractor, under contract with the Centers for Medicare & Medicaid Services (CMS), an agency of the U.S. Department of Health and Human Services. HHSM-500-2013-13021-FL-128-Oct-12102014-02

Required Role to View and Run the Preview Report

Required Role: “File Exchange and Search”

- To obtain the File Exchange and Search role, contact the IPF’s designated SA to assign the role.
- If there is only one designated SA, the SA is unable to assign the role to himself.
- The SA may contact the *QualityNet* Help Desk for assistance in obtaining access.

Accessing the Report

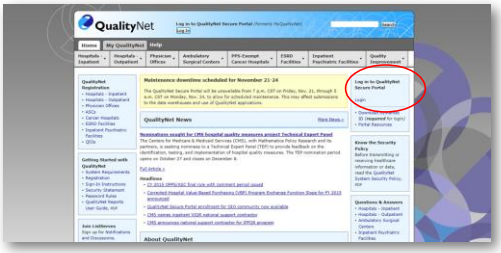

Choosing your *QualityNet* Destination

Logging in to *QualityNet*

Home Page

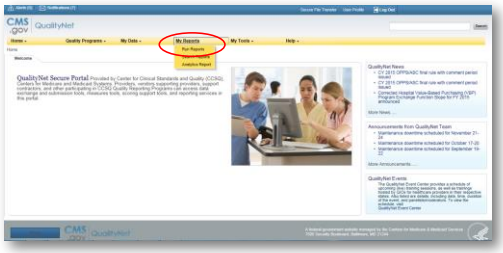

Next Step

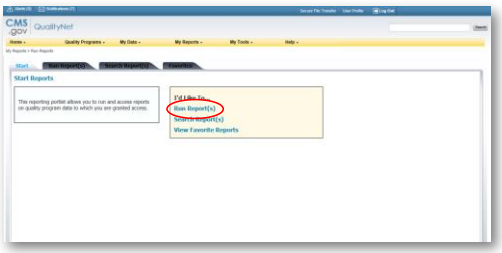

Preview Report

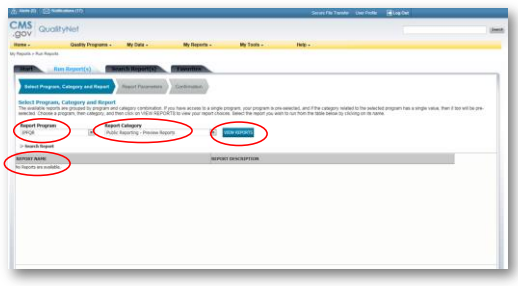

FSN Report

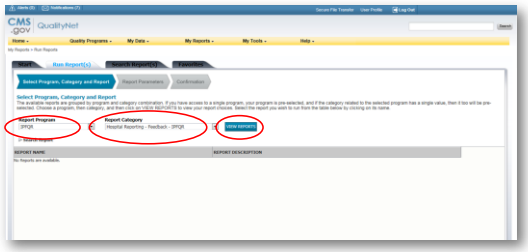

Report Description

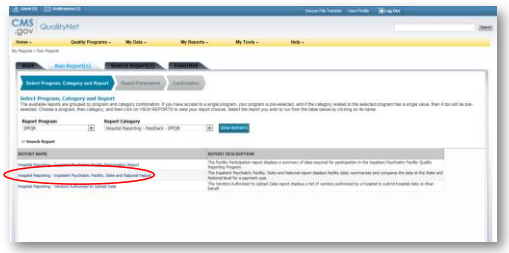

Run Report

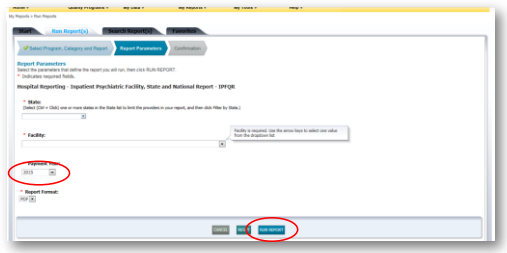

Search Report

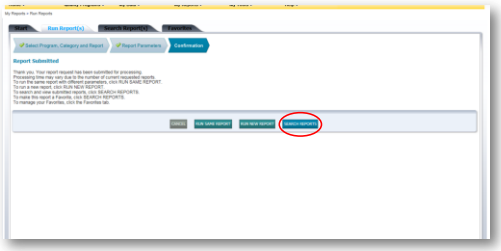

Report Status

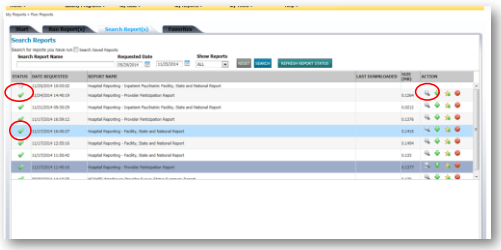

Preview Report Content

Data reported for 2Q 2013 through 4Q 2013

Facility, State, and National data are reported by age category and overall rate as follows:

- 1-12 years
- 13-17 years
- 18-64 years
- 65 and over
- Overall

HBIPS Measures

- **HBIPS-2** Hours of Physical Restraint Use
- **HBIPS-3** Hours of Seclusion Use
- **HBIPS-4** Patients Discharged on Multiple Antipsychotic Medications
- **HBIPS-5** Patients Discharged on Multiple Antipsychotic Medications with Appropriate Justification
- **HBIPS-6** Post Discharge Continuing Care Plan Created
- **HBIPS-7** Post Discharge Continuing Care Plan Transmitted to Next Level of Care Provider Upon Discharge

Footnotes

1. The number of cases/patients is too few to report.

Applied when there are greater than zero (0) and fewer than 11 in the denominator

Note: *When this Footnote is applied, data will display on the preview report; however, Hospital Compare will display "Not Available" with Footnote 1.*

Footnotes (cont.)

3. Results are based on a shorter time period than required.

Applied when fewer quarters of data than required are displayed

4. Data suppressed by CMS for one or more quarters.

Applied at CMS's discretion

Footnotes (cont.)

5. Results are not available for this reporting period.

Applied when no data are available for display for the measure

7. No cases met the criteria for this measure.

Applied when there were cases in the population but none met the criteria to be included in the measure

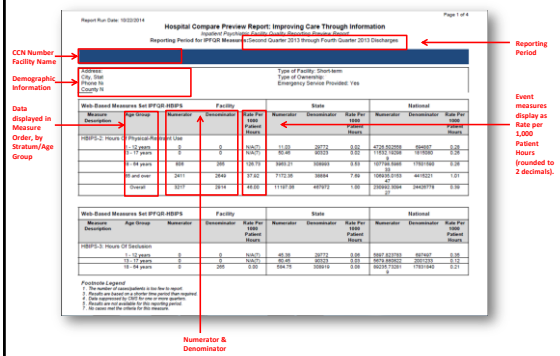

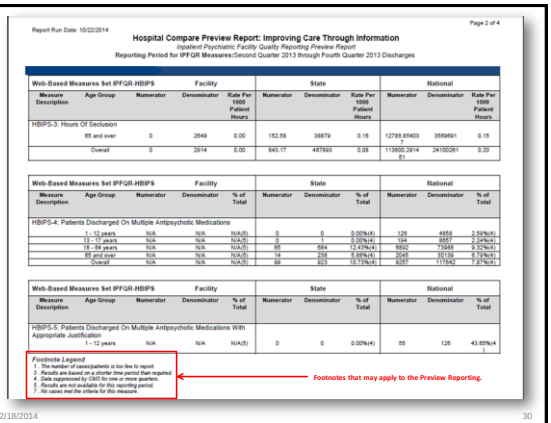

Discharge Measures (HBIPS-4 through HBIPS-7) display as Percent of Total.

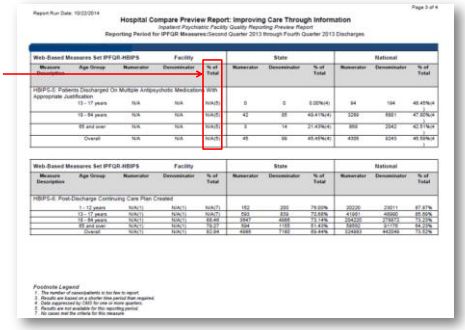

Report Run Date: 10/22/2014

Page 3 of 4

Hospital Compare Preview Report: Improving Care Through Information

Inpatient Psychiatric Facility Quality Reporting Preview Report

Reporting Period for IPFQR Measures:Second Quarter 2013 through Fourth Quarter 2013 Discharges

Web-Based Measures Set IPFQR-HBIPS		Facility			State			National		
Measure Description	Age Group	Numerator	Denominator	% of Total	Numerator	Denominator	% of Total	Numerator	Denominator	% of Total
HBIPS-5: Patients Discharged On Multiple Antipsychotic Medications With Appropriate Justification										
	13 - 17 years	N/A	N/A	N/A(5)	0	0	0.00%(4)	84	194	46.45%(4)
	18 - 64 years	N/A	N/A	N/A(5)	42	85	49.41%(4)	3289	6981	47.50%(4)
	65 and over	N/A	N/A	N/A(5)	3	14	21.43%(4)	858	2042	42.01%(4)
	Overall	N/A	N/A	N/A(5)	45	99	45.45%(4)	4306	9243	46.59%(4)

Web-Based Measures Set IPFQR-HBIPS		Facility			State			National		
Measure Description	Age Group	Numerator	Denominator	% of Total	Numerator	Denominator	% of Total	Numerator	Denominator	% of Total
HBIPS-6: Post-Discharge Continuing Care Plan Created										
	1 - 12 years	N/A(1)	N/A(1)	N/A(7)	152	200	76.00%	20220	23011	87.87%
	13 - 17 years	N/A(1)	N/A(1)	N/A(7)	593	839	70.68%	41991	49999	83.98%
	18 - 64 years	N/A(1)	N/A(1)	88.48	6547	7668	73.14%	264335	278810	79.33%
	65 and over	N/A(1)	N/A(1)	78.27	694	1185	51.43%	59850	81776	64.33%
	Overall	N/A(1)	N/A(1)	82.84	6988	7100	59.44%	324493	442646	73.32%

Footnote Legend

1. The number of cases/patients is too few to report.
2. Results are based on a shorter time period than required.
3. Data suppressed by CMS for one or more quarters.
4. Results are not available for this reporting period.
5. No cases met the criteria for this measure.

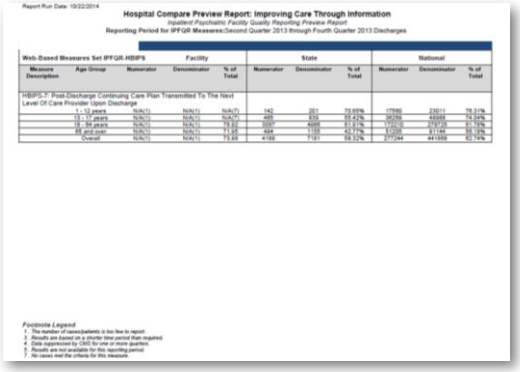

Report Run Date: 10/22/2014

Hospital Compare Preview Report: Improving Care Through Information

Inpatient Psychiatric Facility Quality Reporting Preview Report

Reporting Period for IPFQR Measures:Second Quarter 2013 through Fourth Quarter 2013 Discharges

Web-Based Measures Set IPFQR-HBIPS		Facility			State			National		
Measure Description	Age Group	Numerator	Denominator	% of Total	Numerator	Denominator	% of Total	Numerator	Denominator	% of Total
HBIPS-7: Post-Discharge Continuing Care Plan Transmitted To The Next Level Of Care Provider Upon Discharge										
	1 - 12 years	N/A(1)	N/A(1)	N/A(7)	142	201	70.65%	17580	23011	76.37%
	13 - 17 years	N/A(1)	N/A(1)	N/A(7)	495	839	58.42%	36299	49999	74.54%
	18 - 64 years	N/A(1)	N/A(1)	78.93	5387	7668	61.91%	173132	278735	61.78%
	65 and over	N/A(1)	N/A(1)	71.95	494	1185	42.71%	51208	81748	62.78%
	Overall	N/A(1)	N/A(1)	73.89	4188	7181	58.32%	277244	441898	62.74%

Footnote Legend

1. The number of cases/patients is too few to report.
2. Results are based on a shorter time period than required.
3. Data suppressed by CMS for one or more quarters.
4. Results are not available for this reporting period.
5. No cases met the criteria for this measure.

Continuing Education Approval

- This program has been approved for 1.0 continuing education (CE) unit given by CE Provider #50-747 for the following professions:
  - Florida Board of Nursing
  - Florida Board of Clinical Social Work, Marriage and Family Therapy and Mental Health Counseling
  - Florida Board of Nursing Home Administrators
  - Florida Council of Dietetics
  - Florida Board of Pharmacy
- Professionals licensed in other states will receive a Certificate of Completion to submit to their licensing Boards.

CE Credit Process

- Complete the survey you will receive by email within the next 48 hours.
- The survey will ask you to log in or register to access your personal account in the Learning Management Center.
  - A one-time registration process is required.
- Additional details are available at:
  www.qualityreportingcenter.com/resources/education/continuing-education

Thank You For Participating!

Please contact the IPFQR Support Contractor if you have any questions:

- Submit questions online to IPFQualityReporting@HCQIS.org
- Call the IPFQR Support Contractor at 844-472-4477 or 866-800-8765

This material was prepared by the Inpatient Value, Incentives, and Quality Reporting Outreach and Education Support Contractor, under contract with the Centers for Medicare & Medicaid Services (CMS), an agency of the U.S. Department of Health and Human Services. HHSM-500-2013-13007I, FL-IQR-Chl-12162014-01