

Welcome!

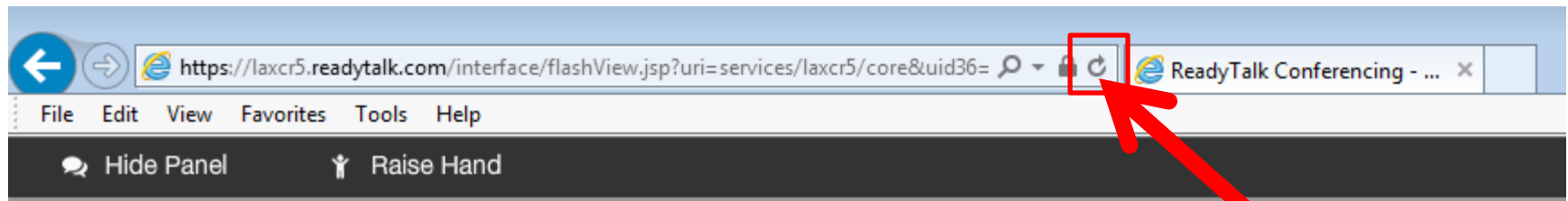
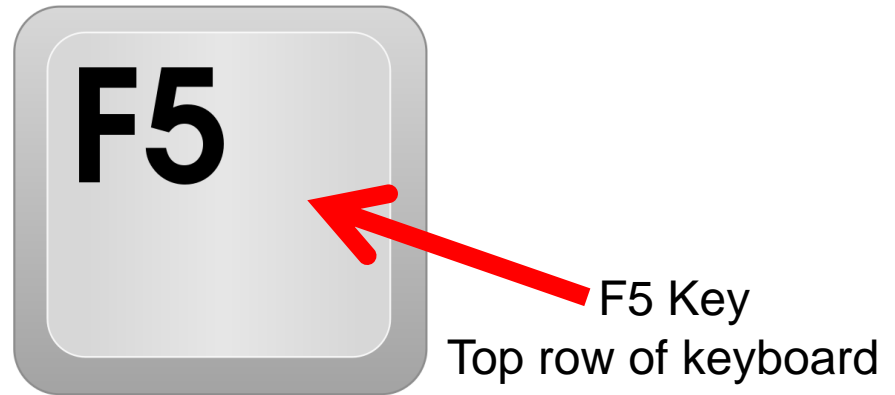
- Presentation slides can be downloaded from www.qualityreportingcenter.com under Upcoming Events on the right-hand side of the page.
- Audio for this event is available via ReadyTalk® Internet streaming. No telephone line is required.
- Computer speakers or headphones are necessary to listen to streaming audio.
- Limited dial-in lines are available. Please send a chat message if a dial-in line is needed.
- This event is being recorded.



Troubleshooting Audio

Audio from computer speakers breaking up?
Audio suddenly stops?

- Click **Refresh** icon
or
- Click **F5**

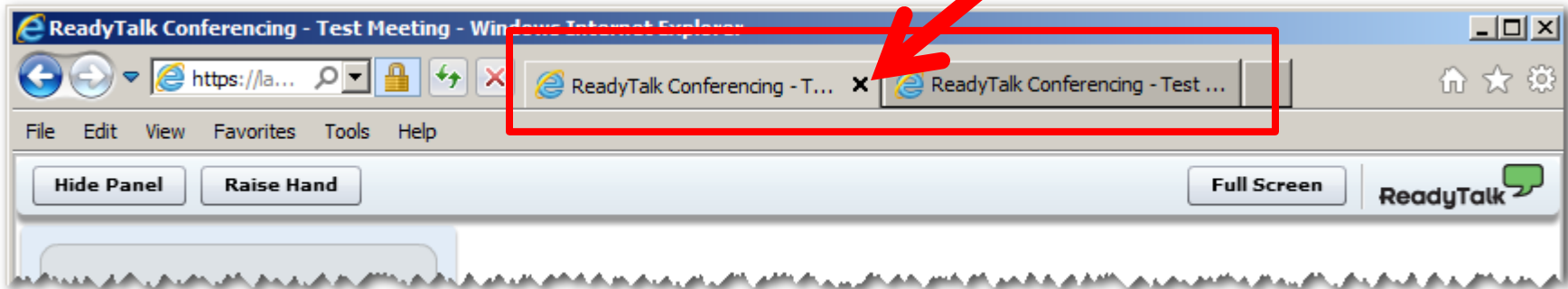


Location of buttons

Refresh

Troubleshooting Echo

- Hear a bad echo on the call?
- Echo is caused by multiple browsers/tabs open to a single event (multiple audio feeds).
- Close all but one browser/tab, and the echo will clear up.



Example of two browsers/tabs open in same event

Submitting Questions

Type questions in the “Chat with Presenter” section located on the bottom-left corner of your screen.



A screenshot of a web application interface. On the left side, there is a vertical chat window titled "Chat with Presenter" with a text input field and a "Send" button. The main area of the screen is a light gray background. At the top center, there is the CMS logo (Centers for Medicare & Medicaid Services). Below the logo, the text "Welcome to Today's Event" is displayed in a large, bold, blue font. At the bottom of the main area, there is a yellow horizontal line, and below it, the text "Thank you for joining us today! Our event will start shortly." is displayed in a smaller, italicized, blue font. The top of the screenshot shows a dark gray header with buttons for "Hide Chat", "Return Home", "Full Screen", and "ReadyToGo".



Ambulatory Surgical Center Quality Reporting (ASCQR) Program 2018 Specifications Manual Update

Melissa Thompson, RN, BSN
Specifications Manual Lead
ASCQR Program Support Contractor

January 24, 2018

Announcements

- Please keep your **QualityNet** and **National Healthcare Safety Network (NHSN)** passwords current.
 - Log into the system **every 90 days** to prevent password problems.
- It is recommended that each facility has at least two QualityNet **Security Administrators (SAs)**.
- Make sure you are signed up for the **ListServe**.

NHSN Consent Forms

Facility Administrators and Primary Contacts must review and sign updated form

- Will be alerted by email and notice on NHSN pages
- Review form available beginning in **January**
- Must sign electronically by **April 14**
- May **lose access to NHSN** if not signed
- Contact NHSN@cdc.gov for more information, using subject line “NHSN Reconsent”

Save the Date

- Upcoming ASCQR Program educational webinar
 - **February 28, 2018:** 2017 Data for the ASCQR Program: A Year in Review
- Notifications of additional educational webinars will be sent via **ListServe**

Learning Objectives

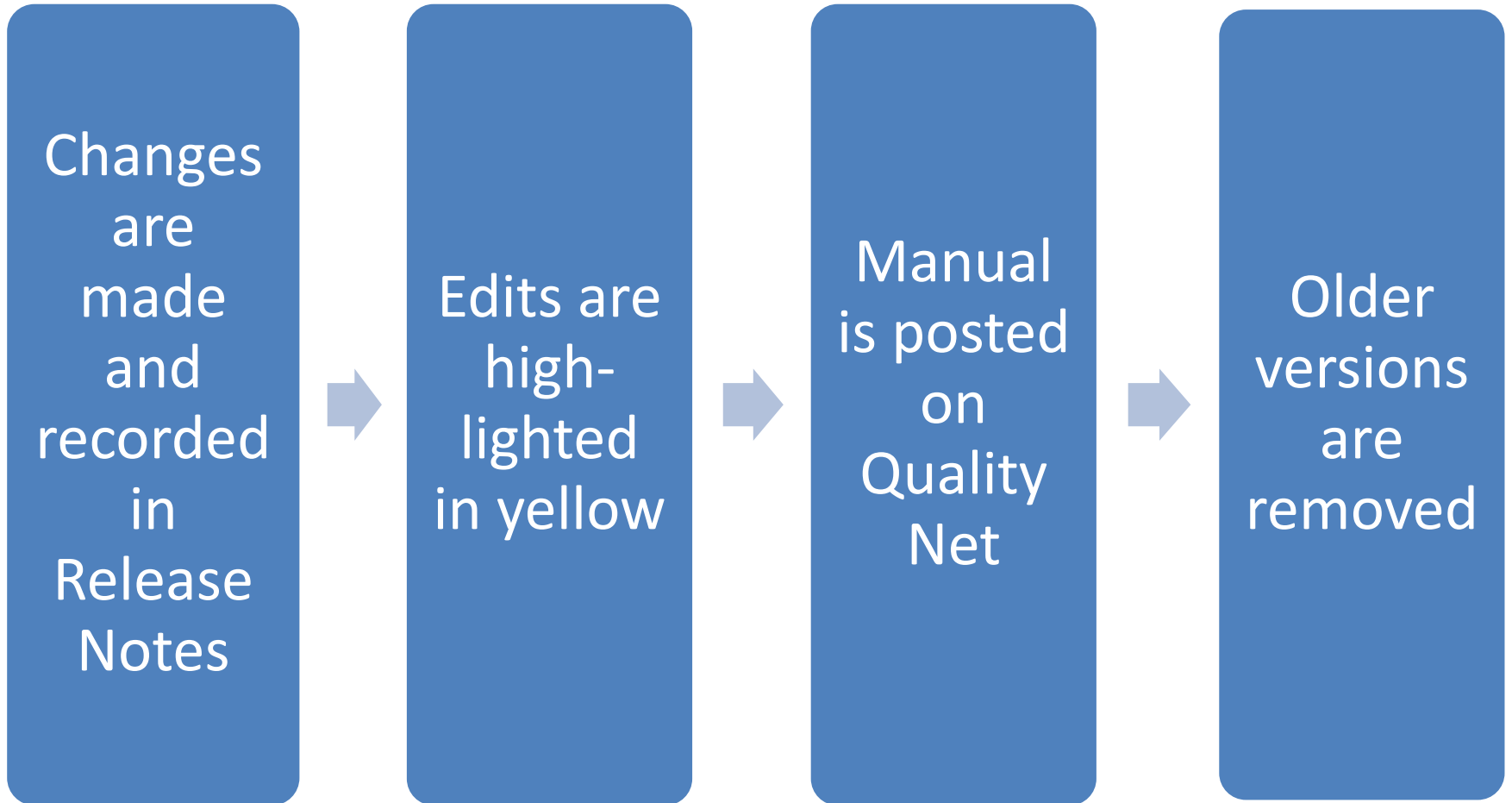
At the conclusion of the program, attendees will be able to:

- ✓ Identify changes to the Specifications Manual through version 7.0a.
- ✓ List changes in the measure information forms.
- ✓ Describe how these changes will impact abstracting and reporting for this program.



We aren't leaving you hanging...
We have been updating the
Specifications Manual.

The Manual Process





Finding the Manual

Home Page

www.qualitynet.org

QualityNet Log in to QualityNet Secure Portal (formerly MyQualityNet) Search

Home My QualityNet Help

Hospitals - Inpatient Hospitals - Outpatient Physician Offices **Ambulatory Surgical Centers** PPS-Exempt Cancer Hospitals ESRD Facilities Inpatient Psychiatric Facilities Quality Improvement

QualityNet Registration

- Hospitals - Inpatient
- Hospitals - Outpatient
- Physician Offices
- ASCs
- Cancer Hospitals
- ESRD Facilities
- Inpatient Psychiatric Facilities
- QIOs

Getting Started with QualityNet

- Registration
- Sign-In Instructions
- Security Statement
- Password Rules
- QualityNet System Security Policy, PDF

QualityNet News

[CY 2018 OPPS/ASCs](#)
The Centers for Medicare and Medicaid Services (CMS) has published the Hospital Outpatient Surgical Center (ASC) Payment System for Calendar Year (CY) 2018.

[Full Article »](#)

Headlines

- [CY 2018 OPPS/ASCs](#)
- [CMS grants exception for quality program participants in FEMA disaster areas affected by](#)
- [CMS grants exception for quality program participants in FEMA disaster areas in Puerto Rico and](#)
- [CMS releases Data in October 2017](#)
- [CMS grants exception for quality program participants in FEMA disaster areas in Florida, Puerto](#)

Ambulatory Surgical Center (ASC) Program

- Outpatient and Ambulatory Surgery Consumer Assessment of Healthcare Providers and Systems (OAS CAHPS)
- E-mail Notifications
- Specifications Manuals
- Measures
- Resources
- Support Contact
- Data Submission
- Registration
- Webinars
- Training

[More News »](#)

Log in to QualityNet Secure Portal

Login

- Download Symantec ID (**required** for login)
- Portal Resources
- Secure File Transfer Resources

Questions & Answers

- Ambulatory Surgical Centers
- End-Stage Renal Disease (ESRD) QIP
- Hospitals - Inpatient
- Hospitals - Outpatient
- Inpatient Psychiatric Facilities
- PPS-Exempt Cancer

Choosing a Version

QualityNet Log in to QualityNet Secure Portal (formerly MyQualityNet) Search

Home My QualityNet Help

Hospitals - Inpatient Hospitals - Outpatient Physician Offices Ambulatory Surgical Centers PPS-Exempt Cancer Hospitals ESRD Facilities Inpatient Psychiatric Facilities Quality Improvement

Specifications Manuals

- Timelines
- Version 7.0a
- Version 6.0a
- Version 5.1
- Previous Manuals

Ambulatory Surgical Center Quality Reporting Specifications Manual

The Ambulatory Surgical Center Quality Reporting Program Quality Measures Specifications Manual provides measure information and specifications for Medicare's ASC Quality Reporting Program. These standardized measures were selected by the Centers for Medicare & Medicaid Services (CMS) to measure the quality of care for patients in the ASC setting.

Data Collection Time Period	Specifications Manual
01/01/18 - 12/31/18	Version 7.0a
01/01/17 - 12/31/17	Version 6.0a
07/01/16 - 12/31/16	Version 5.1
01/01/16 - 06/30/16	Version 5.0a
10/01/15 - 12/31/15	Version 4.1
01/01/15 - 09/30/15	Version 4.0a
01/01/14 - 12/31/14	Version 3.0c
01/01/13 - 12/31/13	Version 2.0
10/01/12 - 12/31/12	Version 1.0b

[Timelines for Specifications Manuals](#)

QualityNet Help Desk | Accessibility Statements | Privacy Policy | Terms of Use

Choosing a Section

The screenshot shows the QualityNet website interface. At the top left is the QualityNet logo. To its right is a login link: "Log in to QualityNet Secure Portal (formerly MyQualityNet)" with a "Log In" button. Further right is a search bar with a "Search" button. Below the header is a navigation bar with "Home", "My QualityNet", and "Help" tabs. Underneath is a menu with categories: "Hospitals - Inpatient", "Hospitals - Outpatient", "Physician Offices", "Ambulatory Surgical Centers", "PPS-Exempt Cancer Hospitals", "ESRD Facilities", "Inpatient Psychiatric Facilities", and "Quality Improvement".

The main content area displays the "Ambulatory Surgical Center Quality Reporting Specifications Manual, v7.0a". On the left is a sidebar with "Specifications Manuals" and sub-links for "Timelines", "Version 7.0a", "Version 6.0a", "Version 5.1", and "Previous Manuals". The main text for v7.0a includes:

- Timelines:** For use in submitting data for encounters from **01/01/18 through 12/31/18**.
- Version 7.0a:** Please note: Measures ASC-5, -6, and -7 have been removed from the program beginning with January 1, 2018 encounters. For more information regarding the removal of these measures, please see the 7.0a Release Notes or review the CY 2018 OPPS/ASC Final Rule.
- Version 6.0a:** View and/or download individual sections of the Specifications Manual, (PDF documents, unless noted), listed below.

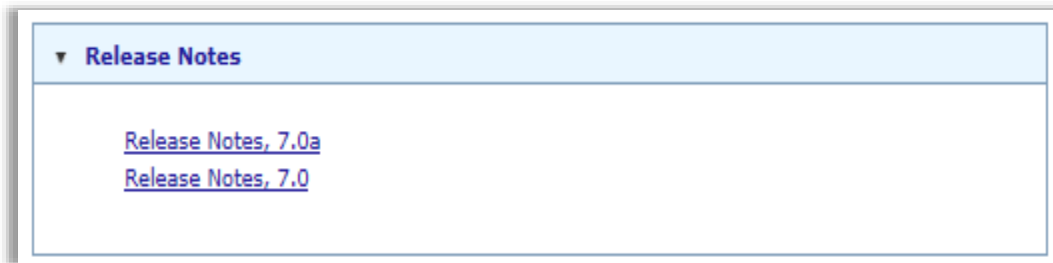
Below the text are several expandable sections:

- ▶ **Release Notes**
- ▶ **Introductory Materials**
- ▶ **Section 1: Measure Information Forms**
- ▶ **Section 2: Quality-Data Coding & Sampling Specifications**
- ▶ **Section 3: Quality Data Transmission**
- ▶ **Appendices**
- ▶ **Download Entire Manual**

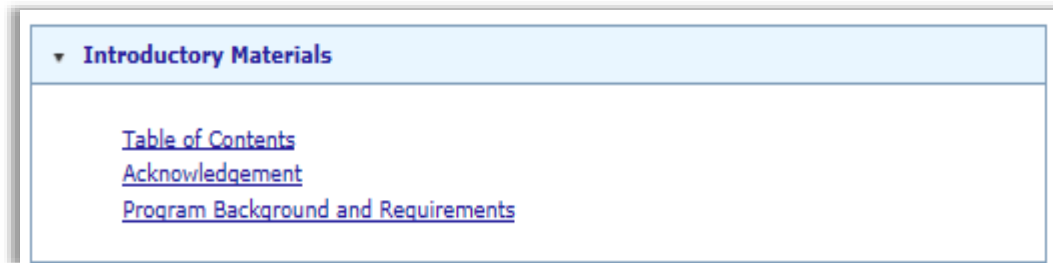
At the bottom of the page is a footer with links: "QualityNet Help Desk | Accessibility Statements | Privacy Policy | Terms of Use".

View Within the Section

- If you click on the Release Notes:



- If you click on the Introductory Materials:



Measure Information Forms

▼ Section 1: Measure Information Forms

[Measure Information Form Introduction](#)

[ASC-1: Patient Burn](#)

[ASC-2: Patient Fall](#)

[ASC-3: Wrong Site, Wrong Side, Wrong Patient, Wrong Procedure, Wrong Implant](#)

[ASC-4: All Cause Hospital Transfer/Admission](#)

[ASC-8: Influenza Vaccination Coverage among Healthcare Personnel](#)

[ASC-9: Endoscopy/Polyp Surveillance: Appropriate Follow-up Interval for Normal Colonoscopy in Average Risk Patients](#)

[ASC-10: Endoscopy/Polyp Surveillance: Colonoscopy Interval for Patients with a History of Adenomatous Polyps - Avoidance of Inappropriate Use](#)

[ASC-11: Cataracts - Improvement in Patient's Visual Function within 90 Days Following Cataract Surgery](#)


[ASC-12: Facility 7-Day Risk-Standardized Hospital Visit Rate after Outpatient Colonoscopy](#)

[ASC-13: Normothermia](#)

[ASC-14: Unplanned Anterior Vitrectomy](#)

The Last Sections

▼ Section 2: Quality-Data Coding & Sampling Specifications
Quality-Data Coding and Sampling Specifications
▼ Section 3: Quality Data Transmission
Quality Data Transmission
▼ Appendices
Appendix A: Glossary of Terms Appendix B: Preview Section
▶ Download Entire Manual

A tortoiseshell cat is sitting on a brown leather chair. The cat has a blue ice pack on its head. The background is a light-colored wall with a floral pattern.

**Don't let all the changes
give you a headache.
We are here to explain.**

Changes to the Manual

Table of Contents

- **Version 6.0a**
 - **Added** Quality Data Transmission
- **Version 7.0**
 - **Added** ASC-13 and ASC-14
- **Version 7.0a**
 - **Removed** ASC-5, ASC-6, and ASC-7



Adjusting to the changes
For
ASC-1 through ASC-5

Claims-Based Measures (Using QDCs)

ASC-1–ASC-5

The Quality Data Codes (QDCs) are used for:

- ASC-1: Patient Burn
- ASC-2: Patient Fall
- ASC-3: Wrong Site, Wrong Side, Wrong Patient, Wrong Procedure, Wrong Implant
- ASC-4: All-Cause Hospital Transfer/Admission
- ASC-5: Prophylactic Intravenous (IV) Antibiotic Timing

ASC-5

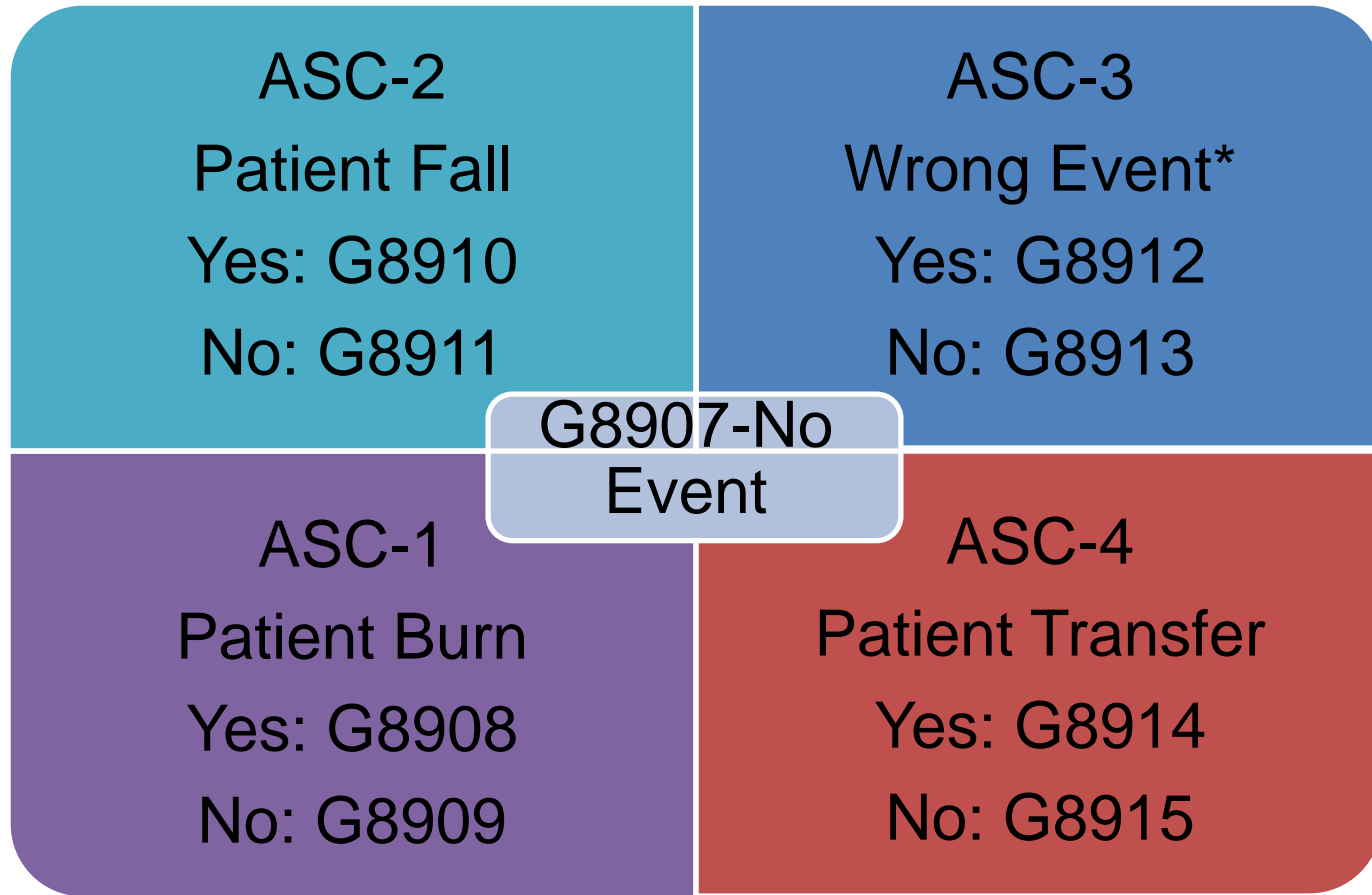
ASC-5: Prophylactic Intravenous (IV) Antibiotic Timing

- Version **7.0a**
 - **Removed** ASC-5
- No changes to the other QDC measures
- Continue to report ASC-1, -2, -3, and -4

What Should Your ASC Submit?

- Reporting G8918
 - No longer required, but facilities can still report
- Reporting one code
 - Report G8907 if there were no events
- Reporting four codes
 - If there were events, report the code for each event

The G-Code Breakdown



*Wrong Site, Wrong Side, Wrong Patient, Wrong Procedure, Wrong Implant



CMS Outcome Measure (Claims-Based)

ASC-12

ASC-12: Facility 7-Day Risk-Standardized Hospital Visit Rate after Outpatient Colonoscopy

- Version **7.0a**
- **Added:** 2017 Measure Updates and Specifications Report
<https://www.qualitynet.org/dcs/ContentServer?c=Page&pagename=QnetPublic%2FPage%2FQnetTier3&cid=1228775197506>
- **Removed:** Note from Tables 1 and 2: “For the ICD-9 codes relevant to the calculation of the measure for the CY2016 period, refer to v 5.1 of the manual”

Let's take a break!



Don't struggle with these changes!



Measures Submitted Using a Web-Based Tool

Web-Based Measures

Measures listed numerically

- ASC-6: Safe Surgery Checklist Use
- ASC-7: ASC Facility Volume Data on Selected ASC Surgical Procedures
- ASC-8: Influenza Vaccination Coverage among Healthcare Personnel
- ASC-9: Appropriate Follow-Up Interval for Normal Colonoscopy in Average Risk Patients

Web-Based Measures (cont.)

- ASC-10: Colonoscopy Interval for Patients with a History of Adenomatous Polyps – Avoidance of Inappropriate Use
- ASC-11: Cataracts: Improvement in Patient's Visual Function within 90 Days Following Cataract Surgery
- ASC-13: Normothermia
- ASC-14: Unplanned Anterior Vitrectomy

ASC-6 and ASC-7

ASC-6: Safe Surgery Checklist Use

- Version **7.0a**
 - **Removed** ASC-6

ASC-7: ASC Facility Volume Data on Selected ASC Surgical Procedures

- Version **7.0a**
 - **Removed** ASC-7

ASC-8

ASC-8: Influenza Vaccination Coverage among Healthcare Personnel

- Versions **7.0** and **7.0a**
 - No changes

ASC-9

Endoscopy/Polyp Surveillance: Appropriate Follow-Up Interval for Normal Colonoscopy in Average Risk Patients

- Version **7.0**
 - Change in denominator exclusions, first bullet
 - **From:** “(e.g., above average risk patient, inadequate prep)”
 - **To:** “(e.g., inadequate prep, familial or personal history of colonic polyps, patient had no adenoma and age is ≥ 66 years old, or life expectancy < 10 years, other medical reasons)”

ASC-9 (cont.)

- Change in first bullet, third sentence
 - **From:** “Documentation indicating no follow-up colonoscopy is needed or recommended is only acceptable if the patient’s age is documented **as the reason**”
 - **To:** “Documentation indicating no follow-up colonoscopy is needed or recommended is only acceptable if the patient’s age is documented as **≥66 years old, or life expectancy <10 years.**”
- Version **7.0a**
 - No changes

ASC-10

Endoscopy/Polyp Surveillance: Colonoscopy Interval for Patients with a History of Adenomatous Polyps—Avoidance of Inappropriate Use

- Versions **7.0** and **7.0a**
 - No changes

ASC-11

ASC-11: Cataracts: Improvement in Patient's Visual Function within 90 Days Following Cataract Surgery

- Versions **7.0** and **7.0a**
 - No changes
 - Still voluntary

ASC-13

Normothermia

- **Version 7.0**
 - Added Measure Information Form (MIF)
 - “...the percentage of patients having a surgical procedure under general or neuraxial anesthesia lasting 60 minutes or more in duration, who are normothermic (body temperature equal to or greater than 96.8 Fahrenheit/36 Celsius) within 15 minutes of arrival in PACU.”
 - Has a numerator and denominator
- **Version 7.0a**
 - No changes

ASC-13 MIF

Measure Information Form

Measure Title: Normothermia

Measure ID #: ASC-13

Quality Reporting Option: Measure submitted via a web-based tool

Description: This measure is used to assess the percentage of patients having surgical procedures under general or neuraxial anesthesia of 60 minutes or more in duration are normothermic within 15 minutes of arrival in PACU.

Numerator: Surgery patients with a body temperature equal to or greater than 96.8 Fahrenheit/36 Celsius recorded within fifteen minutes of Arrival in PACU

Denominator: All patients, regardless of age, undergoing surgical procedures under general or neuraxial anesthesia of greater than or equal to 60 minutes duration

Numerator Exclusions: None

Denominator Exclusions: Patients who did not have general or neuraxial anesthesia; patients whose length of anesthesia was less than 60 minutes; patients with physician/APN/PA documentation of intentional hypothermia for the procedure performed

ASC-14

ASC-14: Unplanned Anterior Vitrectomy

- **Version 7.0**
 - Added MIF
 - “...the percentage of cataract surgery patients who have an unplanned anterior vitrectomy.”
 - Has a numerator and denominator
- **Version 7.0a**
 - No changes

ASC-14 MIF

Measure Information Form

Measure Title: Unplanned Anterior Vitrectomy

Measure ID #: ASC-14

Quality Reporting Option: Measure submitted via a web-based tool

Description: This measure is used to assess the percentage of cataract surgery patients who have an unplanned anterior vitrectomy.

Numerator: All cataract surgery patients who had an unplanned anterior vitrectomy

Denominator: All cataract surgery patients

Numerator Exclusions: None

Denominator Exclusions: None

Data Sources:

ASC medical records, incident/occurrence reports and variance reports are potential data sources

Definitions:

Cataract surgery: for purposes of this measure, CPT code 66982 (Cataract surgery, complex), CPT code 66983 (Cataract surgery w/IOL, 1 stage) and CPT code 66984 (Cataract surgery w/IOL, 1 stage)

Unplanned anterior vitrectomy: an anterior vitrectomy that was not scheduled at the time of the patient's admission to the ASC



Let's dive into the
last sections...

New and Improved Sections

QDC & Sampling Section

Quality-Data Coding & Sampling Specifications

- **Version 7.0a**
 - **Removed** ASC-5
 - **Added** ASC-13 to the measures included in the sample size requirements for Table 3

Take a Look

ASC-9, ASC-10, ASC-11*, and ASC-13 – The sampling size specifications for ASC-9, ASC-10, ASC-11*, and ASC-13 have been established and are specified in the table below.

Table 3: Sample size requirements per year per ASC for Endoscopy/Polyp Surveillance (ASC-9 and ASC-10) or Cataracts (ASC-11*) measures, or Normothermia (ASC-13).**

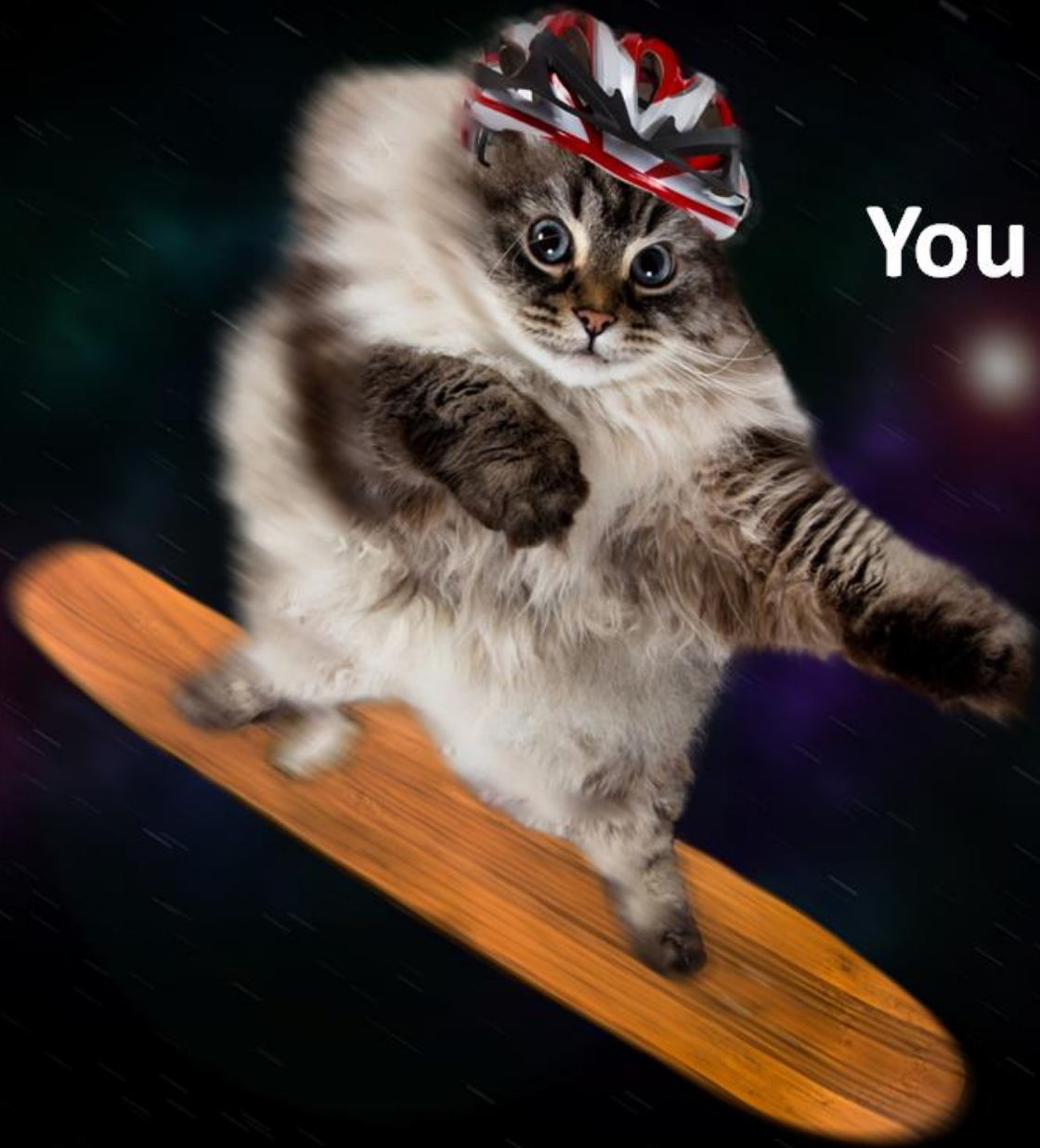
Population Per Year	0-900
Yearly Sample Size	63
Quarterly Sample Size	16
Monthly Sample Size	6
Population Per Year	≥ 901
Yearly Sample Size	96
Quarterly Sample Size	24
Monthly Sample Size	8

*Voluntary submission of data for ASC-11 began January 2015.

**For ASCs with fewer than 63 cases, the total population of cases is required.

Quality-Data Transmission Section

- New to the Specifications Manual
- Version **6.0a**
 - **Added** Quality-Data Transmission
 - Batch submission can be uploaded for entities with multiple facilities
 - Data can be submitted electronically for ASC agents via QualityNet accounts



You got this!

Resources

- To locate the Specifications Manual:
www.qualitynet.org
- Have a question? Use the Questions & Answers tool in QualityNet:
 - <https://cms-ocsq.custhelp.com/>
- Contact the support contractor helpdesk:
 - 866.800.8756

Questions



Continuing Education Approval

This program has been approved for 1.0 continuing education (CE) unit for the following professional boards:

- Florida Board of Clinical Social Work, Marriage and Family Therapy and Mental Health Counseling
- Florida Board of Nursing Home Administrators
- Florida Council of Dietetics
- Florida Board of Pharmacy
- Board of Registered Nursing (Provider #16578)
 - It is your responsibility to submit this form to your accrediting body for credit.

CE Credit Process

- Complete the ReadyTalk® survey that will pop up after the webinar, or wait for the survey that will be sent to all registrants within the next 48 hours.
- After completion of the survey, click “Done” at the bottom of the screen.
- Another page will open that asks you to register in HSAG’s Learning Management Center.
 - This is separate from registering for the webinar. If you have not registered at the Learning Management Center, you will **not** receive your certificate.
 - Please use your **personal** email so you can receive your certificate.
 - Healthcare facilities have firewalls that block our certificates.

CE Certificate Problems?

- If you do not immediately receive a response to the email you used to register in the Learning Management Center, a firewall is blocking the survey link.
- Please go back to the New User link and register your personal email account.
- If you continue to have problems, please contact Deb Price at dprice@hsag.com.

CE Credit Process: Survey

No

Please provide any additional comments

10. What is your overall level of satisfaction with this presentation?

Very satisfied

Somewhat satisfied

Neutral

Somewhat dissatisfied

Very dissatisfied

If you answered "very dissatisfied", please explain

11. What topics would be of interest to you for future presentations?

12. If you have questions or concerns, please feel free to leave your name and phone number or email address and we will contact you.

Done

Powered by [SurveyMonkey](#)
Check out our [sample surveys](#) and create your own now!

CE Credit Process

Thank you for completing our survey!

Please click on one of the links below to obtain your certificate for your state licensure.

You must be registered with the learning management site.

New User Link:

<https://lmc.hshapps.com/register/default.aspx?ID=da0a12bc-db39-408f-b429-d6f6b9ccb1ae>

Existing User Link:

<https://lmc.hshapps.com/test/adduser.aspx?ID=da0a12bc-db39-408f-b429-d6f6b9ccb1ae>

Note: If you click the 'Done' button below, you will not have the opportunity to receive your certificate without participating in a longer survey.

Done

CE Credit Process: New User

The screenshot shows a web browser window displaying the registration page for a new user. The page header includes the HSAG logo (Health Services Advisory Group) on the left and a security notice on the right: "this is a secure site please provide credentials to continue" with a small green icon. Below the header, the page title is "Learning Management Center". The main content area is titled "Learning Center Registration: OQR: 2015 Specifications Manual Update - 1-21-2015". The registration form contains four input fields: "First Name:", "Last Name:", "Email:", and "Phone:". The "Phone:" field has a small icon of a telephone handset. Below the input fields is a "Register" button. The page is framed by a blue border on the left and right sides.

HSAG HEALTH SERVICES ADVISORY GROUP

this is a secure site
please provide credentials to continue

Learning Management Center

Learning Center Registration: OQR: 2015 Specifications Manual Update - 1-21-2015

First Name: Last Name:

Email: Phone:

CE Credit Process: Existing User

The screenshot shows the HSAG Learning Management Center login interface. At the top left is the HSAG logo with the text "HEALTH SERVICES ADVISORY GROUP". At the top right, there is a security notice: "this is a secure site please provide credentials to continue" with a small icon. Below this is the text "Learning Management Center". The main content area features a "Secure Login" box with a padlock icon, a "User Name:" label and input field, a "Password:" label and input field, and a "Log In" button.

Thank You for Participating!

Please contact the Support Contractor if you have any questions:

- Submit questions online through the QualityNet Question & Answer Tool at www.qualitynet.org

Or

- Call the Support Contractor at 866.800.8756.