



The Ambulatory Surgical Center Quality Reporting (ASCQR) Program: Back to the Basics



ASCQR Program Support Contractor

February 27, 2019

Learning Objectives

At the conclusion of this presentation, attendees will be able to:

- ✓ Define the program requirements for the ASCQR Program.
- ✓ Successfully register with QualityNet.
- ✓ List at least three resources available to enhance successful reporting.



Brief History of the ASCQR Program

- In 2006, the ASC community encouraged the Centers for Medicare & Medicaid Services (CMS) to establish a uniform quality reporting system that would allow ASCs to publicly demonstrate their performance on quality measures.
- The program was developed by CMS and implemented in 2012.

Program Goals

- Promoting higher quality and more efficient healthcare for Medicare beneficiaries
- Implementing quality reporting programs for multiple care settings
 - Congress passed a law mandating the collection of quality measure data
- Establishing public reporting of quality data

Program Requirements

ASCs with 240 or greater Medicare claims per year during a reporting period must:

- Collect and report data for quality measures specific to this program
 - Submit data through QualityNet
 - Secure credentials required
 - Follow guidance in the Specifications Manual for all measures

ASCQR Program Measures

ASC-9 Endoscopy/Polyp Surveillance: Appropriate Follow-up Interval for Normal Colonoscopy in Average Risk Patients

ASC-11 Cataracts: Improvement in Patient's Visual Function within 90 Days Following Cataract Surgery

ASC-12 Facility 7-Day Risk-Standardized Hospital Visit Rate after Outpatient Colonoscopy



Types of Measures

- Measures Submitted Using a Web-Based Tool
 - Entered via the CMS website QualityNet.org
 - Reported annually
- Claims-Based Measures
 - Collected from paid Medicare claims
 - No manual abstraction or reporting by the facility

Measures Submitted Using a Web-Based Tool

Web-Based Measures

- **ASC-9:** Appropriate Follow-Up Interval for Normal Colonoscopy in Average Risk Patients
- **ASC-10:** Colonoscopy Interval for Patients with a History of Adenomatous Polyps—Avoidance of Inappropriate Use
- **ASC-11:** Cataracts: Improvement in Patient's Visual Function within 90 Days Following Cataract Surgery
- **ASC-13:** Normothermia
- **ASC-14:** Unplanned Anterior Vitrectomy

Timelines

Calendar Year 2020 Payment Determination

Web-Based Measures	Reporting Period	Submission Period
ASC-9	January 1—December 31, 2018	January 1—May 15, 2019
ASC-10	January 1—December 31, 2018	January 1—May 15, 2019
ASC-11 (voluntary)	January 1—December 31, 2018	January 1—May 15, 2019
ASC-13	January 1—December 31, 2018	January 1—May 15, 2019
ASC-14	January 1—December 31, 2018	January 1—May 15, 2019

Claims-Based Measures

Claims-Based (data collected via claims):

- **ASC-12:** Facility 7-Day Risk-Standardized Hospital Visit Rate after Outpatient Colonoscopy
- **ASC-17:** Hospital Visits After Orthopedic Ambulatory Surgery Center Procedures
- **ASC-18:** Hospital Visits After Urology Ambulatory Surgery Center Procedures

Must-Do List

1. Register with QualityNet
2. Identify and maintain a QualityNet Security Administrator
3. Collect data for measures to be submitted via a web-based tool and submit these data by the deadline

What can I do if my facility doesn't meet program requirements?




Reconsideration Process

- This process is available for facilities that did not meet program requirements.
- Reconsideration Requests must be submitted by the deadline.
- CMS' Reconsideration decisions are final.

The QualityNet Website



 **QualityNet** [Log in to QualityNet Secure Portal \(formerly MyQualityNet\)](#)

[Home](#) [My QualityNet](#) [Help](#)

Hospitals - Inpatient	Hospitals - Outpatient	Physician Offices	Ambulatory Surgical Centers	PPS-Exempt Cancer Hospitals	ESRD Facilities	Inpatient Psychiatric Facilities	Quality Improvement
---------------------------------------	--	-----------------------------------	---	---	---------------------------------	--	-------------------------------------

QualityNet Registration

- [Hospitals - Inpatient](#)
- [Hospitals - Outpatient](#)
- [ASCs](#)
- [Cancer Hospitals](#)
- [ESRD Facilities](#)
- [Inpatient Psychiatric Facilities](#)

QualityNet News [More News »](#)

CMS Releases February 2019 Hospital Compare Preview Reports

In an effort to modernize the Hospital Quality Reporting (HQR) system, and in direct response to feedback from the user community, the Centers for Medicare & Medicaid Services (CMS) made changes to the preview reports to enhance the user experience and enable users to make better and more meaningful use of reported data. The login process has been streamlined, star ratings have been prioritized, and an entirely new way of viewing and searching preview data has been developed. Data can be refined and filtered for specific needs and compared "at-a-glance" with footnote and supplemental information. The preview data will be reported on the CMS *Hospital Compare* website, where Medicare beneficiaries and the public can review quality of care indicators for participating hospitals and facilities.

[Full Article »](#)

Headlines

- [CY 2019 OPPS/ASC Final Rule with Comment Period Published](#)

Log in to QualityNet Secure Portal

[Login](#)

- [Download Symantec ID \(required for login\)](#)
- [Portal Resources](#)
- [Secure File Transfer Resources](#)
- [Secure Portal Enrollment Training, WMV](#)

[Questions & Answers](#)

www.qualitynet.org

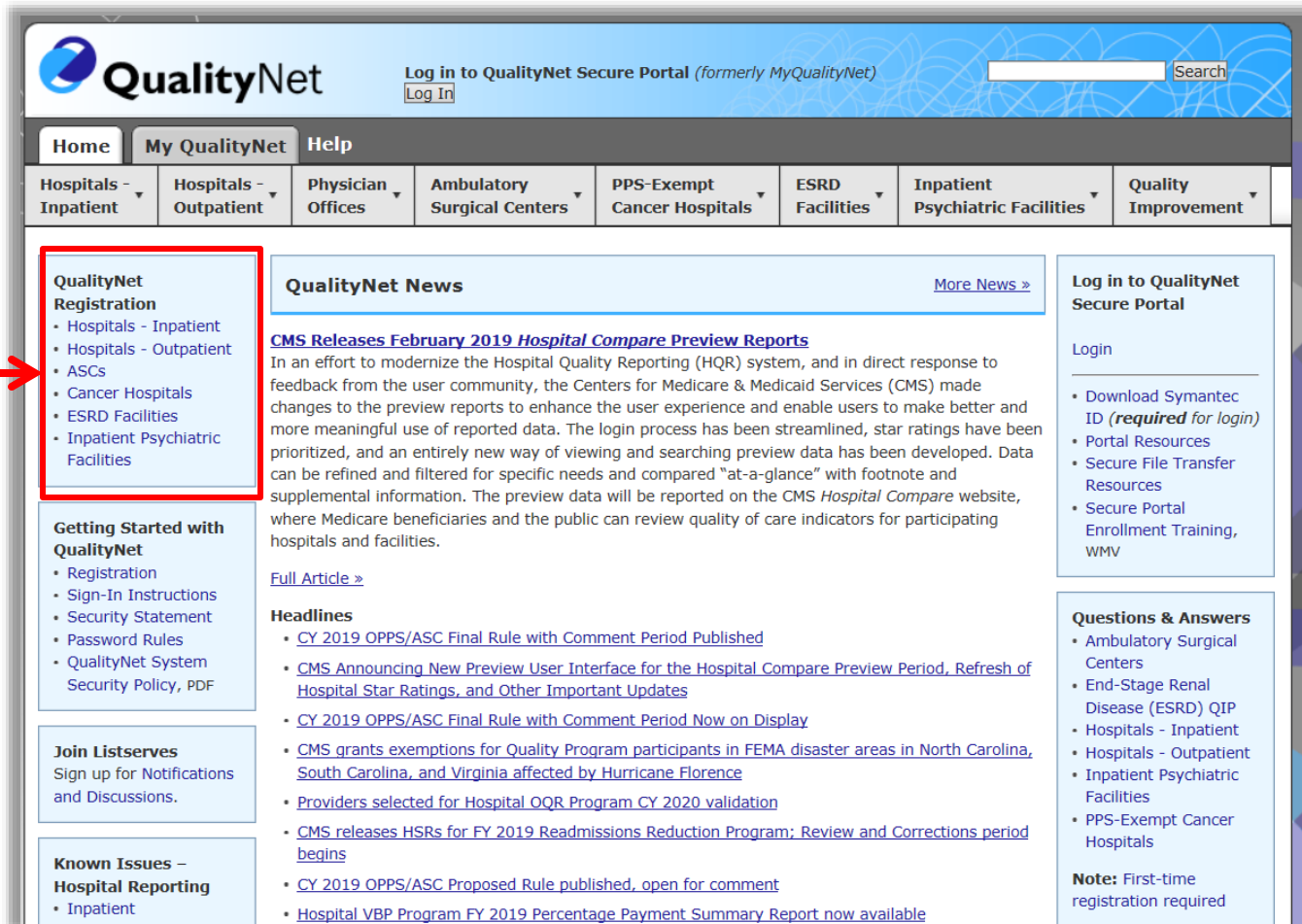
Security Administrator (SA)

- Submits data via Secure Portal
- Facilitates registration process for other users and creates, edits, and/or terminates QualityNet user accounts
- Monitors QualityNet usage to maintain proper security and confidentiality measures
- Serves as the point of contact for information regarding QualityNet
- Accesses secure reports via the QualityNet Secure Portal

Basic User

- Any user not designated as an SA or Security Designee is considered a Non-Administrative or Basic User
- Access is determined by the SA or Security Designee

How to Register



The screenshot shows the QualityNet website interface. At the top, there is a header with the QualityNet logo, a login link for the 'QualityNet Secure Portal (formerly MyQualityNet)', and a search bar. Below the header is a navigation bar with tabs for 'Home', 'My QualityNet', and 'Help'. Under 'My QualityNet', there are several dropdown menus for different facility types: 'Hospitals - Inpatient', 'Hospitals - Outpatient', 'Physician Offices', 'Ambulatory Surgical Centers', 'PPS-Exempt Cancer Hospitals', 'ESRD Facilities', 'Inpatient Psychiatric Facilities', and 'Quality Improvement'. A red arrow points to the 'QualityNet Registration' link in the left sidebar. The main content area features a 'QualityNet News' section with a headline about CMS releasing February 2019 Hospital Compare preview reports. To the right, there is a 'Log in to QualityNet Secure Portal' section with a login link and a list of resources. At the bottom, there are sections for 'Getting Started with QualityNet', 'Join Listserves', 'Known Issues - Hospital Reporting', and 'Questions & Answers'.

QualityNet Registration

- Hospitals - Inpatient
- Hospitals - Outpatient
- ASCs
- Cancer Hospitals
- ESRD Facilities
- Inpatient Psychiatric Facilities

Getting Started with QualityNet

- Registration
- Sign-In Instructions
- Security Statement
- Password Rules
- QualityNet System Security Policy, PDF

Join Listserves

Sign up for Notifications and Discussions.

Known Issues - Hospital Reporting

- Inpatient

QualityNet News [More News »](#)

CMS Releases February 2019 Hospital Compare Preview Reports

In an effort to modernize the Hospital Quality Reporting (HQR) system, and in direct response to feedback from the user community, the Centers for Medicare & Medicaid Services (CMS) made changes to the preview reports to enhance the user experience and enable users to make better and more meaningful use of reported data. The login process has been streamlined, star ratings have been prioritized, and an entirely new way of viewing and searching preview data has been developed. Data can be refined and filtered for specific needs and compared "at-a-glance" with footnote and supplemental information. The preview data will be reported on the CMS Hospital Compare website, where Medicare beneficiaries and the public can review quality of care indicators for participating hospitals and facilities.

[Full Article »](#)

Headlines

- [CY 2019 OPPI/ASC Final Rule with Comment Period Published](#)
- [CMS Announcing New Preview User Interface for the Hospital Compare Preview Period, Refresh of Hospital Star Ratings, and Other Important Updates](#)
- [CY 2019 OPPI/ASC Final Rule with Comment Period Now on Display](#)
- [CMS grants exemptions for Quality Program participants in FEMA disaster areas in North Carolina, South Carolina, and Virginia affected by Hurricane Florence](#)
- [Providers selected for Hospital OQR Program CY 2020 validation](#)
- [CMS releases HSRs for FY 2019 Readmissions Reduction Program; Review and Corrections period begins](#)
- [CY 2019 OPPI/ASC Proposed Rule published, open for comment](#)
- [Hospital VBP Program FY 2019 Percentage Payment Summary Report now available](#)

Log in to QualityNet Secure Portal

Login

- Download Symantec ID (**required** for login)
- Portal Resources
- Secure File Transfer Resources
- Secure Portal Enrollment Training, WMV

Questions & Answers

- Ambulatory Surgical Centers
- End-Stage Renal Disease (ESRD) QIP
- Hospitals - Inpatient
- Hospitals - Outpatient
- Inpatient Psychiatric Facilities
- PPS-Exempt Cancer Hospitals

Note: First-time registration required

Choose Your Option

QualityNet Log in to QualityNet Secure Portal (formerly MyQualityNet) Search

Home My QualityNet Help

Hospitals - Inpatient Hospitals - Outpatient Physician Offices Ambulatory Surgical Centers PPS-Exempt Cancer Hospitals ESRD Facilities Inpatient Psychiatric Facilities Quality Improvement

Getting Started with QualityNet

- Registration
- Sign-In Instructions
- Security Statement
- Password Rules
- QualityNet System Security Policy, PDF

QualityNet Registration Ambulatory Surgical Centers

All users requesting access to the QualityNet Secure Portal (formerly, *My QualityNet*) must be individually approved and verified. This mandatory registration process is used to maintain the confidentiality and security of healthcare information and data transmitted via the Secure Portal. The process begins with registration for a QualityNet account.

For QualityNet registration instructions, select your user classification below:

- **Security Administrator**
The QualityNet Security Administrator facilitates the registration process for other users at the organization. Typically, an organization designates two Security Administrators. See the [Security Administrator Responsibilities](#) for a more complete list of duties. Providers submitting data (or using a vendor to submit data on their behalf) and accessing secured reports via the QualityNet Secure Portal are **required** to designate an Security Administrator.
- **Basic User**
All other registered QualityNet users in an organization are considered basic users.

Data submission vendor
Joint Commission-certified Performance Measurement Systems or other third-party data submission vendors wishing to transmit data via the QualityNet Secure Portal must also register for a QualityNet account. Contact the QualityNet Help Desk to obtain a Vendor ID and initiate the registration process.

Healthcare systems
If you represent a healthcare system (comprising multiple providers), contact the [QualityNet Help Desk](#) to initiate registration for a QualityNet account.

QualityNet Help Desk | Accessibility Statements | Privacy Policy | Terms of Use

New User Information

 **QualityNet** Log in to QualityNet Secure Portal (formerly MyQualityNet) Search

Home My QualityNet Help

Hospitals - Inpatient Hospitals - Outpatient Physician Offices Ambulatory Surgical Centers PPS-Exempt Cancer Hospitals ESRD Facilities Inpatient Psychiatric Facilities Quality Improvement

QualityNet Security Administrator Registration

Ambulatory Surgical Centers

It is highly recommended that each organization designate **two** people as **QualityNet Security Administrators**.

To register as a QualityNet Security Administrator:

1. Download the [QualityNet Security Administrator Registration Packet](#) (PDF-1 MB).
2. Follow the instructions for completing the Registration Form and Authorization Form. The Authorization Form must be completed by the highest level executive at your organization.
3. Email the completed, digitally signed forms to QQRsupport@hsag.com

You will be notified by email when registration is complete and your QualityNet account has been activated. The e-mail will also contain your **User ID**. A **Temporary Password** will be sent in a separate e-mail. You will need both to complete enrollment for access to the QualityNet Secure Portal.

Accessing the QualityNet Secure Portal

For access to the QualityNet Secure Portal, complete the [New User Enrollment Process](#). (As part of the process, you'll be asked to change your password and answer a set of security questions.)

QualityNet Help Desk | Accessibility Statements | Privacy Policy | Terms of Use

Enrollment

QualityNet Secure Portal New User Enrollment

The QualityNet Secure Portal houses various applications for the Center for Medicare & Medicaid Services' (CMS's) quality reporting programs.

To access the portal, you must first complete registration as a **QualityNet user**. (Select the appropriate user community from the QualityNet Registration sidebar at the upper left of the QualityNet [Home page](#).) After receiving your User ID and Temporary Password, sign in to the QualityNet Secure Portal to change your password and answer the security questions. The **User ID** and **Password** will be required for logging in to the portal.

Next, complete the New User Enrollment Process and first-time login procedure outlined below. (See Section 5 of the [QualityNet User Guide](#) for more detailed instructions.)

Enrollment, first-time login

To enroll for access to the QualityNet Secure Portal:

1. From the [Symantec ID Protection Center](#), download the Symantec **VIP Access Desktop application** to your computer, tablet, and/or smartphone. (Enter m.vip.symantec.com in the browser on your mobile device). This may require the approval and assistance of your organization's information technology staff. You will need the static Credential ID and the dynamic Security Code generated by this application to complete your enrollment.
2. Log in to the [QualityNet Secure Portal](#)
3. Click **Start/Complete New User Enrollment** in the yellow **Help** box.
4. Follow the six-step process to verify your identity. You will use the PreciseID service from Experian, an external service selected by CMS, to confirm your identity by providing personal information via a safe, encrypted process that, in turn, produces verification questions. (See the [Experian PreciseIDSM](#) website for more information on this verification process.)
5. After completing identity verification, enter the **Credential ID** and the **Security Code** (within 30 seconds) generated by the Symantec VIP Access application. This will link your QualityNet user ID to your Symantec VIP Access credential.

You may now log in to the [QualityNet Secure Portal](#).


More information

For more detailed portal enrollment and login instructions, see the [QualityNet Secure Portal New User Enrollment Training](#) (WMV-20 min.) and Section 5 of the [QualityNet User Guide](#) (PDF-4 MB).

QualityNet Secure Portal Resources

- [Secure Portal Resources](#)
- [New User Enrollment Process](#)

Where do I find guidance for the measures I am reporting?



The image shows a cartoon character pointing at a computer screen displaying the QualityNet website. The website has a blue header with the QualityNet logo and a login link. Below the header is a navigation bar with tabs for Home, My QualityNet, and Help. The main content area features a grid of links for various facility types, including Hospitals - Inpatient, Hospitals - Outpatient, Physician Offices, Ambulatory Surgical Centers, PPS-Exempt Cancer Hospitals, ESRD Facilities, and Inpatient Psychiatric Facilities. A sidebar on the left contains links for QualityNet Registration and QualityNet News. The right sidebar features a 'Period Published' section with a link to a CMS-1695-FC (pdf) document.

QualityNet Log in to QualityNet Secure Portal (formerly MyQualityNet) [Log In](#)

Home **My QualityNet** **Help**

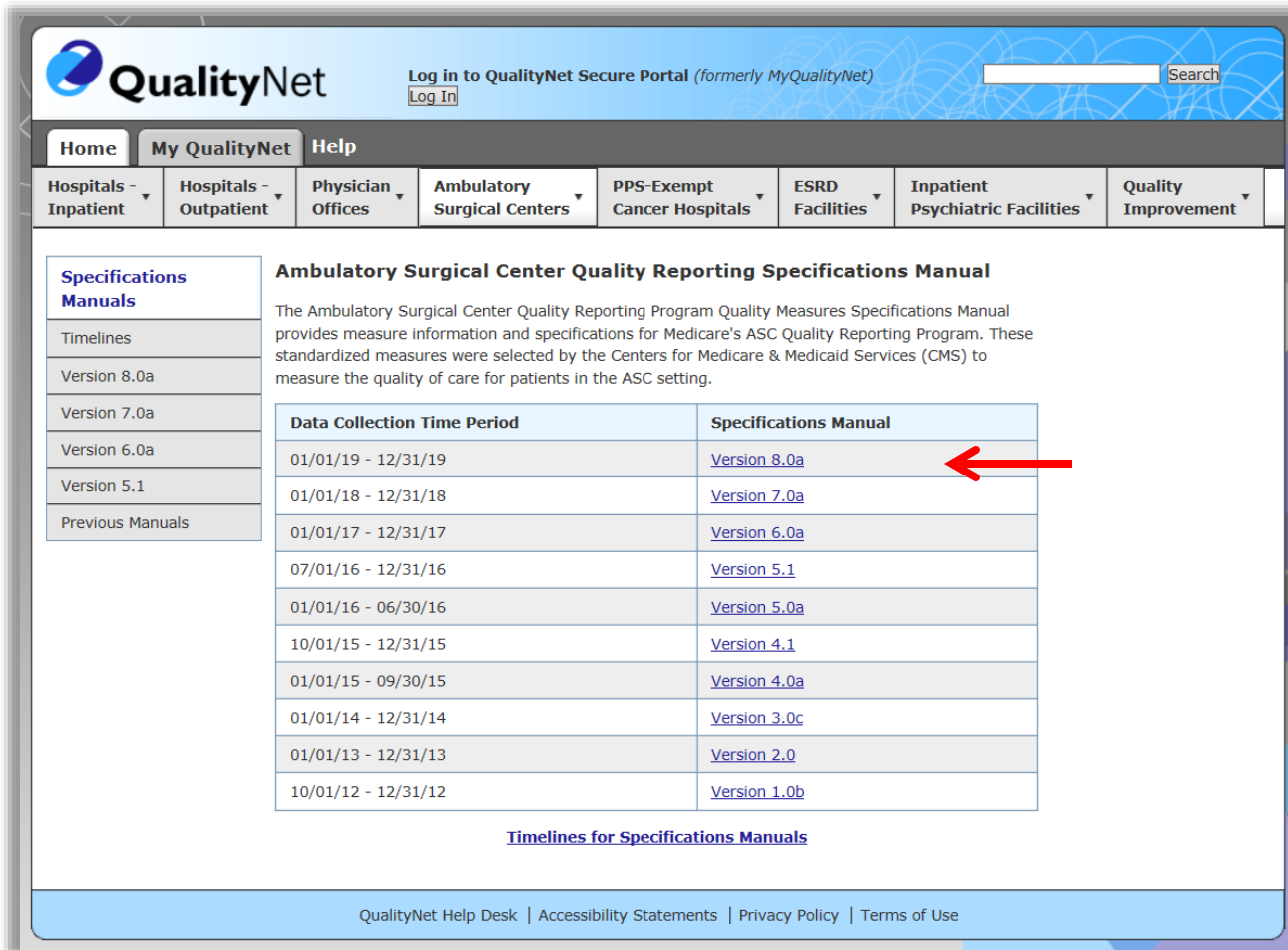
Hospitals - Inpatient	Hospitals - Outpatient	Physician Offices	<u>Ambulatory Surgical Centers</u>	PPS-Exempt Cancer Hospitals	ESRD Facilities	Inpatient Psychiatric Facilities
QualityNet Registration <ul style="list-style-type: none">Hospitals - InpatientHospitals - OutpatientASCsCancer HospitalsESRD Facilities	QualityNet News <ul style="list-style-type: none">CY 2019 OPPS/ASThe Centers for Medicare & Medicaid Prospective Payment Rule with Comment	Ambulatory Surgical Center (ASC) Program <ul style="list-style-type: none">Public ReportingE-mail NotificationsSpecifications Manuals	Period Published <p>as now published the Hospital Outpatient Surgical Center (ASC) Payment System Final 9, CMS-1695-FC (pdf), as of November 21,</p>			

Locating the Specifications Manual

www.qualitynet.org

The screenshot shows the QualityNet website interface. At the top, there is a blue header with the QualityNet logo on the left, a login link "Log in to QualityNet Secure Portal (formerly MyQualityNet)" with a "Log In" button in the center, and a search bar on the right. Below the header is a dark grey navigation bar with tabs for "Home", "My QualityNet", and "Help". Underneath this is a light grey menu bar with various facility types: "Hospitals - Inpatient", "Hospitals - Outpatient", "Physician Offices", "Ambulatory Surgical Centers" (highlighted with a red box), "PPS-Exempt Cancer Hospitals", "ESRD Facilities", "Inpatient Psychiatric Facilities", and "Quality Improvement". A dropdown menu is open for "Ambulatory Surgical Centers", listing several options: "Ambulatory Surgical Center (ASC) Program", "Public Reporting", "E-mail Notifications", "Specifications Manuals" (indicated by a red arrow), "Measures", "Resources", "Support Contact", "Data Submission", "Registration", and "Webinars". The main content area is divided into several sections: "QualityNet Registration" with links for Hospitals - Inpatient, Hospitals - Outpatient, ASCs, Cancer Hospitals, ESRD Facilities, and Inpatient Psychiatric Facilities; "Getting Started with QualityNet" with links for Registration, Sign-In Instructions, Security Statement, Password Rules, and QualityNet System Security Policy, PDF; "Headlines" with several news items; "Log in to QualityNet Secure Portal" with a login link and a list of resources; and "Questions & Answers" with links for Ambulatory Surgical Centers, End-Stage Renal Disease (ESRD) QIP, and Hospitals - Inpatient.

Choosing a Version



The screenshot shows the QualityNet website interface. At the top, there is a header with the QualityNet logo, a login link, and a search bar. Below the header is a navigation bar with tabs for Home, My QualityNet, and Help. Under My QualityNet, there are several dropdown menus for different facility types: Hospitals - Inpatient, Hospitals - Outpatient, Physician Offices, Ambulatory Surgical Centers, PPS-Exempt Cancer Hospitals, ESRD Facilities, Inpatient Psychiatric Facilities, and Quality Improvement. The main content area is titled "Ambulatory Surgical Center Quality Reporting Specifications Manual". It includes a paragraph explaining the manual's purpose and a table with two columns: "Data Collection Time Period" and "Specifications Manual". A red arrow points to the "Version 8.0a" link in the table. Below the table is a link for "Timelines for Specifications Manuals". At the bottom, there is a footer with links for QualityNet Help Desk, Accessibility Statements, Privacy Policy, and Terms of Use.

Specifications Manuals

- Timelines
- Version 8.0a
- Version 7.0a
- Version 6.0a
- Version 5.1
- Previous Manuals

Ambulatory Surgical Center Quality Reporting Specifications Manual

The Ambulatory Surgical Center Quality Reporting Program Quality Measures Specifications Manual provides measure information and specifications for Medicare's ASC Quality Reporting Program. These standardized measures were selected by the Centers for Medicare & Medicaid Services (CMS) to measure the quality of care for patients in the ASC setting.

Data Collection Time Period	Specifications Manual
01/01/19 - 12/31/19	Version 8.0a
01/01/18 - 12/31/18	Version 7.0a
01/01/17 - 12/31/17	Version 6.0a
07/01/16 - 12/31/16	Version 5.1
01/01/16 - 06/30/16	Version 5.0a
10/01/15 - 12/31/15	Version 4.1
01/01/15 - 09/30/15	Version 4.0a
01/01/14 - 12/31/14	Version 3.0c
01/01/13 - 12/31/13	Version 2.0
10/01/12 - 12/31/12	Version 1.0b

[Timelines for Specifications Manuals](#)

QualityNet Help Desk | Accessibility Statements | Privacy Policy | Terms of Use

Choosing a Section

QualityNet Log in to QualityNet Secure Portal (formerly MyQualityNet) Search

Home My QualityNet Help

Hospitals - Inpatient Hospitals - Outpatient Physician Offices Ambulatory Surgical Centers PPS-Exempt Cancer Hospitals ESRD Facilities Inpatient Psychiatric Facilities Quality Improvement

Specifications Manuals

- Timelines
- Version 8.0a
- Version 7.0a
- Version 6.0a
- Version 5.1
- Previous Manuals

Ambulatory Surgical Center Quality Reporting Specifications Manual, v8.0a

For use in submitting data for encounters from **01/01/19 through 12/31/19**.

View and/or download individual sections of the Specifications Manual, (PDF documents, unless noted), listed below.

►Release Notes

►Introductory Materials

▼ Section 1: Measure Information Forms

- [Measure Information Form Introduction](#) (Updated 12/2018)
- [ASC-9: Endoscopy/Polyp Surveillance: Appropriate Follow-up Interval for Normal Colonoscopy in Average Risk Patients](#) (Updated 12/2018)
- [ASC-11: Cataracts - Improvement in Patient's Visual Function within 90 Days Following Cataract Surgery](#) (Updated 12/2018)
- [ASC-12: Facility 7-Day Risk-Standardized Hospital Visit Rate after Outpatient Colonoscopy](#) (Updated 12/2018)
- [ASC-13: Normothermia](#) (Updated 12/2018)
- [ASC-14: Unplanned Anterior Vitrectomy](#) (Updated 12/2018)

►Section 2: Sampling Specifications

►Section 3: Quality Data Transmission

►Appendices

►Download Entire Manual

QualityNet Help Desk | Accessibility Statements | Privacy Policy | Terms of Use

Where can I go if I have questions about the program?



Headlines

- [CY 2019 OPPS/ASC Final Rule with Comment Period Published](#)
- [CMS Announcing New Preview User Interface for the Hospital Compare Preview Period, Hospital Star Ratings, and Other Important Updates](#)
- [CY 2019 OPPS/ASC Final Rule with Comment Period Now on Display](#)
- [CMS grants exemptions for Quality Program participants in FEMA disaster areas in Mississippi, South Carolina, and Virginia affected by Hurricane Florence](#)
- [Providers selected for Hospital OQR Program CY 2020 validation](#)
- [CMS releases HSRs for FY 2019 Readmissions Reduction Program; Review and Comment Period begins](#)
- [CY 2019 OPPS/ASC Proposed Rule published, open for comment](#)
- [Hospital VBP Program FY 2019 Percentage Payment Summary Report now available](#)

Questions & Answers

- Ambulatory Surgical Centers
- End-Stage Renal Disease (ESRD) QIP
- Hospitals - Inpatient
- Hospitals - Outpatient
- Inpatient Psychiatric Facilities
- PPS-Exempt Cancer Hospitals

Note: First-time registration required

Ask a Question Anytime

The screenshot shows the QualityNet website. At the top is the QualityNet logo and a 'Log in to QualityNet Secure Portal (formerly MyQualityNet)' button with a search bar. Below this is a navigation bar with tabs for 'Home', 'My QualityNet', and 'Help'. Under 'My QualityNet', there are several dropdown menus: 'Hospitals - Inpatient', 'Hospitals - Outpatient', 'Physician Offices', 'Ambulatory Surgical Centers', 'PPS-Exempt Cancer Hospitals', 'ESRD Facilities', 'Inpatient Psychiatric Facilities', and 'Quality Improvement'. The main content area is divided into three columns. The left column contains links for 'QualityNet Registration' (Hospitals - Inpatient, Hospitals - Outpatient, ASCs, Cancer Hospitals, ESRD Facilities, Inpatient Psychiatric Facilities), 'Getting Started with QualityNet' (Registration, Sign-In Instructions, Security Statement, Password Rules, QualityNet System Security Policy, PDF), 'Join Listserves' (Sign up for Notifications and Discussions), and 'Known Issues - Hospital Reporting' (Inpatient). The middle column features 'QualityNet News' with a 'More News >' link. The news section includes a headline 'CMS Releases February 2019 Hospital Compare Preview Reports' with a detailed paragraph about modernizing the HQR system, a 'Full Article >' link, and a 'Headlines' section with several links related to CY 2019 OPPS/ASC Final Rule, CMS announcements, and hospital star ratings. The right column contains a 'Log in to QualityNet Secure Portal' section with a 'Login' link and a list of links: 'Download Symantec ID (required for login)', 'Portal Resources', 'Secure File Transfer Resources', and 'Secure Portal Enrollment Training, WMV'. Below this is a 'Questions & Answers' section with a list of links: 'Ambulatory Surgical Centers', 'End-Stage Renal Disease (ESRD) QIP', 'Hospitals - Inpatient', 'Hospitals - Outpatient', 'Inpatient Psychiatric Facilities', and 'PPS-Exempt Cancer Hospitals'. A 'Note: First-time registration required' is displayed at the bottom of this section.

Questions & Answers

- Ambulatory Surgical Centers
- End-Stage Renal Disease (ESRD) QIP
- Hospitals - Inpatient
- Hospitals - Outpatient
- Inpatient Psychiatric Facilities
- PPS-Exempt Cancer Hospitals

Note: First-time registration required

Choose Your Program

The screenshot displays the QualityNet website interface. At the top left is the QualityNet logo. To the right are links for "Log In" and "Sign Up". Below these are four navigation buttons: "Home", "Find an Answer", "Ask a Question", and "My Stuff". A light blue banner reads "Outpatient and ASC Questions and Answers".

On the left side, there is an "Advanced Search" section with a text input field and a "Search" button. Below this is a "Hospital Outpatient Quality Reporting" section containing a yellow alert box about a new Q&A for OP-35 and OP-36. Underneath is a "Select a Category" section with a table of categories and subcategories.

On the right side, there is a "Find an Answer" search bar and a "Contact Us" section with links for "Ask a Question" and "Give Feedback".

Select a Category Click the +/- to see subcategories		Expand All
AMI	+ Arrival Time	
Aspirin	+ CART	
Chest Pain	Clinical Trials	

Listserve Notification

QualityNet Log in to QualityNet Secure Portal (formerly MyQualityNet) Search

Home My QualityNet Help

Hospitals - Inpatient Hospitals - Outpatient Physician Offices Ambulatory Surgical Centers PPS-Exempt Cancer Hospitals ESRD Facilities Inpatient Psychiatric Facilities Quality Improvement

QualityNet Registration

- Hospitals - Inpatient
- Hospitals - Outpatient
- ASCs
- Cancer Hospitals
- ESRD Facilities
- Inpatient Psychiatric Facilities

Getting Started with QualityNet

- Registration
- Sign-In Instructions
- Security Statement
- Password Rules
- QualityNet System Security Policy, PDF

Join Listserves
Sign up for Notifications and Discussions.

QualityNet News [More News »](#)

CMS Releases February 2019 Hospital Compare Preview Reports

In an effort to modernize the Hospital Quality Reporting (HQR) system, and in direct response to feedback from the user community, the Centers for Medicare & Medicaid Services (CMS) made changes to the preview reports to enhance the user experience and enable users to make better and more meaningful use of reported data. The login process has been streamlined, star ratings have been prioritized, and an entirely new way of viewing and searching preview data has been developed. Data can be refined and filtered for specific needs and compared "at-a-glance" with footnote and supplemental information. The preview data will be reported on the CMS Hospital Compare website, where Medicare beneficiaries and the public can review quality of care indicators for participating hospitals and facilities.

[Full Article »](#)

Headlines

- [CY 2019 OP/PS/ASC Final Rule with Comment Period Published](#)
- [CMS Announcing New Preview User Interface for the Hospital Compare Preview Period, Refresh of Hospital Star Ratings, and Other Important Updates](#)
- [CY 2019 OP/PS/ASC Final Rule with Comment Period Now on Display](#)
- [CMS grants exemptions for Quality Program participants in FEMA disaster areas in North Carolina, South Carolina, and Virginia affected by Hurricane Florence](#)
- [Providers selected for Hospital OQR Program CY 2020 validation](#)

Log in to QualityNet Secure Portal

Login

- Download Symantec ID (**required** for login)
- Portal Resources
- Secure File Transfer Resources
- Secure Portal Enrollment Training, WMV

Questions & Answers

- Ambulatory Surgical Centers
- End-Stage Renal Disease (ESRD) QIP
- Hospitals - Inpatient
- Hospitals - Outpatient
- Inpatient Psychiatric Facilities
- PPS-Exempt Cancer

How can I find the support contractor website for program information?



**QUALITY
REPORTING
CENTER**

Change

Search

HOMEEVENTS CALENDARINPATIENT >OUTPATIENT >ASC >QIN-QIO >

Inpatient Quick Links

- [Overview](#)
- [Tools and Resources](#)

Outpatient Quick Links

- [Tools and Resources](#)
- [Lookup Tools](#)


PROGRAM INFORMATION

- [PROGRAM RULE HISTORY](#)
- [UPCOMING EVENTS](#)
- [ARCHIVED EVENTS](#)
- [DATA DASHBOARD](#)

Welcome to the Hospital Inpatient and Outpatient Quality Reporting Outreach and Education Support Centers. Here you will find hospitals, critical access hospitals, inpatient psychiatric facilities, PPS-exempt cancer hospitals, and ambulatory surgical centers. Through these sites, you can access:

www.QualityReportingCenter.com

From the Homepage

**QUALITY
REPORTING
CENTER**

Change Text Size: A A

Search this site... Search

HOMEEVENTS CALENDARINPATIENT > OUTPATIENT > ASC > QIN-QIO >

Inpatient Quick Links

- [Overview](#)
- [Tools and Resources](#)

Outpatient Quick Links

- [Tools and Resources](#)
- [Lookup Tools](#)

Welcome to the Hospital Inpatient and Outpatient Quality Reporting Outreach and Education Support Centers. Here you will find hospitals, critical access hospitals, inpatient psychiatric facilities, PPS-exempt cancer hospitals, and ambulatory surgical centers. Through these sites, you can access:

- Reference and training materials
- Educational presentations
- Timelines and calendars
- Data collection tools
- Contact information
- Helpful links to resources
- Question and answer tools

The national Support Contractor for the Hospital Inpatient Value, Incentives, and Quality Reporting (VIQR) and Outpatient Quality and Education Support Centers, is dedicated to improving quality care delivery and health outcomes by collaborating with health

- [Hospital Inpatient Value, Incentives, and Quality Reporting Outreach and Education Support Center](#)
- [Outpatient Quality Reporting Outreach and Education Support Center](#)
- [Ambulatory Surgical Center Quality Reporting](#)

PROGRAM INFORMATION

ASC 101

PROGRAM RULE HISTORY

UPCOMING EVENTS

ARCHIVED EVENTS

DATA DASHBOARD

ASC Facility Compare Tool

Lookup Tools

AGENT (VENDOR) AUTHORIZATION FORMS

TOOLS AND RESOURCES

DATA SUBMISSION

QUALIT-E-QUIPS

Announcements

November 21, 2018
[CY 2019 OPPI/ASC Final Rule with Comment Period Published](#)

November 5, 2018
[CY 2019 OPPI/ASC Final Rule published, open for comment](#)

August 1, 2018
[CY 2019 OPPI/ASC Proposed Rule published, open for comment](#)

[See more announcements](#)



**Where does
my facility's
data go?**

Hospital Compare

Begin Your Search

<https://www.medicare.gov/hospitalcompare/search.html>

Find a hospital

A field with an asterisk (*) is required.

* **Location**
Example: 45802 or Lima, OH or Ohio

Hospital name (optional)



Spotlight

- ◆ **NEW** View a new sepsis care measure under the timely and effective care tab.
- ◆ **NEW** View the new measure on hospital return days for patients with

Tools and Tips

- ◆ Get information on **choosing a hospital**, **filing a complaint**, or **Medicare coverage for hospital services**.
- ◆ Get tips for printing hospital information.
- ◆ Find and compare other healthcare providers like doctors, hospitals, nursing homes, and more.
- ◆ Compare Medicare health and drug plans.

Additional Information

- ◆ Hospital Compare data last updated: July 25, 2018. **Explore and download Hospital Compare data and view a list of data updates.**
- ◆ Get data from Medicare programs that link quality to payment.
 - ◆ Hospital Readmissions Reduction Program (HRRP). Updated December 2017.
 - ◆ Hospital Value-Based Purchasing Program (HVBP). Updated December 2017.
 - ◆ Hospital-Acquired Condition (HAC) Reduction Program. Updated December 2017.
 - ◆ Comprehensive Care for Joint Replacement Model. Updated July 2018.
- ◆ For hospitals: Update your address, phone number, and other administrative information.
- ◆ For general questions regarding Hospital Compare and the data, email

◆ Get data on:

- ◆ Department of Defense (DoD) hospitals. Updated July 2018.
- ◆ Veterans Administration (VA) hospitals. Updated July 2018.
- ◆ PPS-exempt cancer hospitals. Updated July 2018.
- ◆ Inpatient Psychiatric Facility Quality Reporting measures. Updated December 2017.
- ◆ **Ambulatory surgical centers. Updated December 2017.**

Select Your Program

A A A | Print

Medicare.gov | Hospital Compare Home | Close window

Medicare.gov | Hospital Compare

The Official U.S. Government Site for Medicare

Ambulatory surgical centers (ASCs)

ASC Quality Reporting Program

Ambulatory surgical centers

Hospital Compare is publicly reporting quality information on ambulatory surgical centers (ASCs). There are two categories of data available:

- **Ambulatory Surgical Center Quality Reporting (ASCQR) Program.** The ASCQR Program reports information about the quality of care provided in ASCs, and is implemented by the Centers for Medicare & Medicaid Services (CMS).
- **Outpatient and Ambulatory Surgery Consumer Assessment of Healthcare Providers and Systems (OAS CAHPS) survey data.** The OAS CAHPS Survey asks patients about important parts of their experience at hospital outpatient departments and ASCs. This data comes from a Consumer Assessment of Healthcare Providers and Systems (CAHPS) survey and is not part of the ASCQR Program.

**What are the
Proposed Rule
and Final Rule for
the ASCQR
Program?**



CMS Rule Making

- Proposed Rule
 - Contains changes proposed for the program
 - Released in July
 - Public comment period opens
- Final Rule
 - Released in November
 - Finalizes changes to the program

Proposed and Final Rules

- To access the Calendar Year 2019 Final Rule:
 - www.federalregister.gov
 - The ASCQR Program section begins on page 59110 of the *Federal Register*.
- To access the PDF version:
 - <https://www.gpo.gov/fdsys/pkg/FR-2018-11-21/pdf/2018-24243.pdf>

Removed Measures

Measure	Last Time You Report
ASC-1: Patient Burn ASC-2: Patient Fall ASC-3: Wrong Site, Wrong Side, Wrong Patient, Wrong Procedure, Wrong Implant ASC-4: All-Cause Hospital Transfer/Admission	December 31, 2018
ASC-8: Influenza Vaccination Coverage among Healthcare Personnel	No longer reported
ASC-10: Endoscopy/Polyp Surveillance: Colonoscopy Interval for Patients with a History of Adenomatous Polyps—Avoidance of Inappropriate Use	May 15, 2019



SUMMARY

Checklist

- Identify and maintain a QualityNet SA
 - Recommend at least two active SAs
- Collect data for measures to be submitted via a web-based tool (QualityNet) and submit these data by the deadline
 - Submit on or before the May 15 deadline

Upcoming Deadlines

Measures to be reported by the next submission deadline of May 15, 2019

- **Web-Based** measures, reported annually via the QualityNet Secure Portal
 - Due May 15, 2019 using the reporting period of January 1—December 31, 2018
- Data includes the measures: ASC-9, ASC-10, ASC-11 (voluntary), ASC-13, and ASC-14

Resources

- QualityNet website: www.qualitynet.org
 - Email Notifications
- Support Contractor website: www.qualityreportingcenter.com
- Have a question? Use the Questions & Answers tool: <https://cms-ocsq.custhelp.com/>
- Support Contractor Helpline: 866.800.8756

Questions



Continuing Education Approval

This program has been approved for 1.0 continuing education (CE) unit for the following professional boards:

- Florida Board of Clinical Social Work, Marriage and Family Therapy and Mental Health Counseling
- Florida Board of Nursing Home Administrators
- Florida Council of Dietetics
- Florida Board of Pharmacy
- Board of Registered Nursing (Provider #16578)
 - It is your responsibility to submit this form to your accrediting body for credit.

CE Credit Process

- Complete the ReadyTalk® survey that will pop up after the webinar, or wait for the survey that will be sent to all registrants within the next 48 hours.
- After completion of the survey, click “Done” at the bottom of the screen.
- Another page will open that asks you to register in HSAG’s Learning Management Center.
 - This is separate from registering for the webinar. If you have not registered at the Learning Management Center, you will **not** receive your certificate.
 - Please use your **personal** email so you can receive your certificate.
 - Healthcare facilities have firewalls that block our certificates.

CE Certificate Problems?

- If you do not immediately receive a response to the email you used to register in the Learning Management Center, a firewall is blocking the survey link.
- Please go back to the New User link and register your personal email account.
- If you continue to have problems, please contact Deb Price at dprice@hsag.com.

CE Credit Process: Survey

☐ No

Please provide any additional comments

10. What is your overall level of satisfaction with this presentation?

☐ Very satisfied

☐ Somewhat satisfied

☐ Neutral

☐ Somewhat dissatisfied

☐ Very dissatisfied

If you answered "very dissatisfied", please explain

11. What topics would be of interest to you for future presentations?

12. If you have questions or concerns, please feel free to leave your name and phone number or email address and we will contact you.

Done

Powered by **SurveyMonkey**
Check out our [sample surveys](#) and create your own now!

CE Credit Process

Thank you for completing our survey!

Please click on one of the links below to obtain your certificate for your state licensure.

You must be registered with the learning management site.

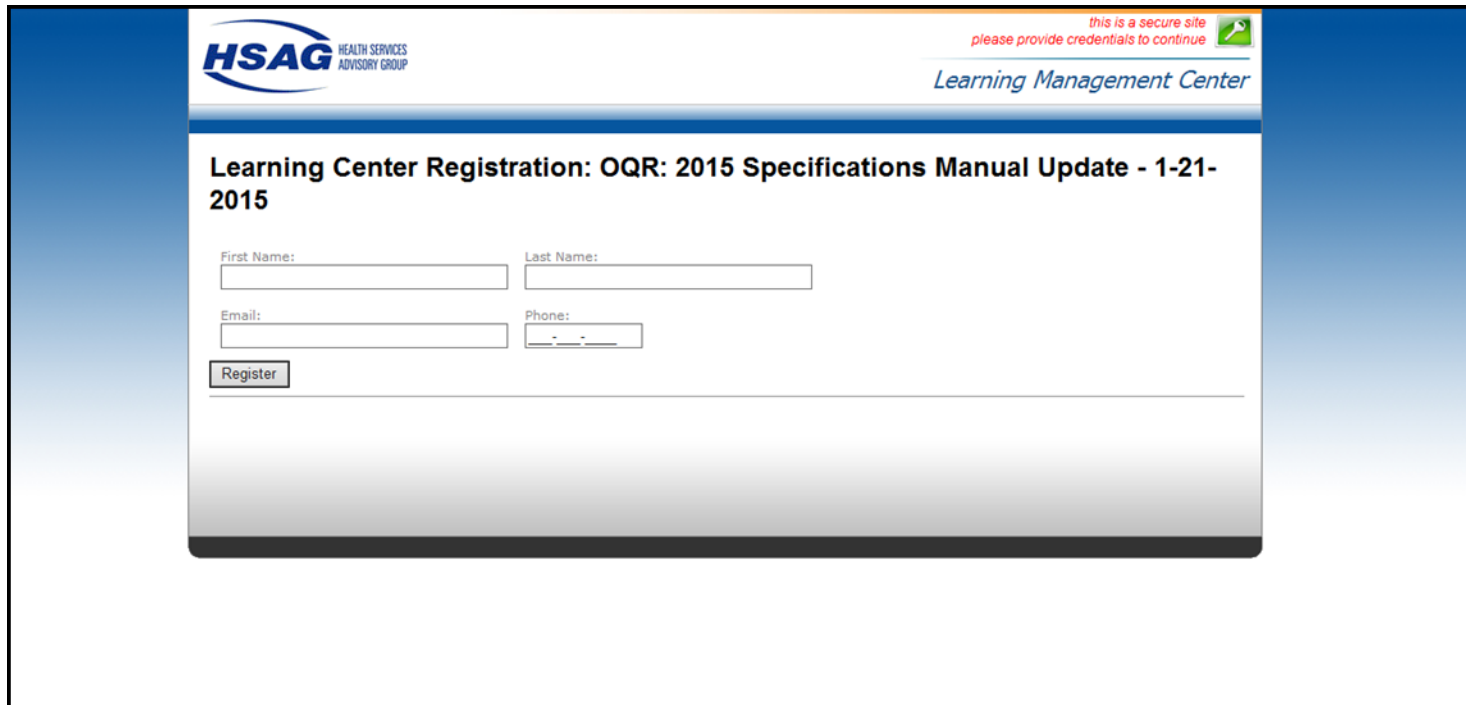
New User Link:
<https://lmc.hshapps.com/register/default.aspx?ID=da0a12bc-db39-408f-b429-d6f6b9ccb1ae>

Existing User Link:
<https://lmc.hshapps.com/test/adduser.aspx?ID=da0a12bc-db39-408f-b429-d6f6b9ccb1ae>

Note: If you click the 'Done' button below, you will not have the opportunity to receive your certificate without participating in a longer survey.

Done

CE Credit Process: New User



The screenshot displays the registration interface for the HSAG Learning Management Center. At the top left is the HSAG logo with the text "HEALTH SERVICES ADVISORY GROUP". At the top right, a red security notice reads "this is a secure site please provide credentials to continue" next to a small green icon. Below this is the text "Learning Management Center". The main heading for the registration is "Learning Center Registration: OQR: 2015 Specifications Manual Update - 1-21-2015". The form contains four input fields: "First Name:", "Last Name:", "Email:", and "Phone:". The "Phone:" field includes a small icon for a telephone. A "Register" button is located below the "Email:" field. The entire form is set against a blue gradient background.

HSAG HEALTH SERVICES ADVISORY GROUP

this is a secure site
please provide credentials to continue

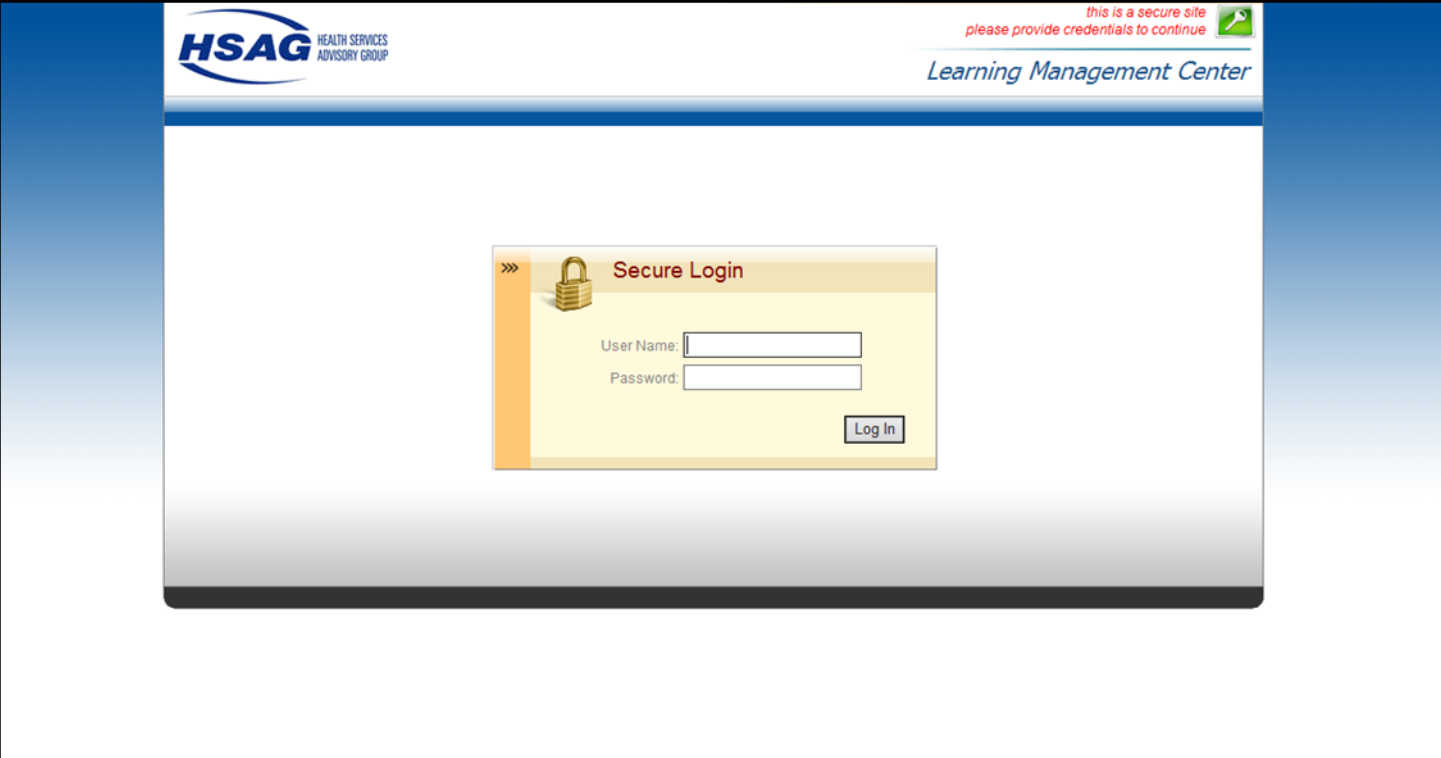
Learning Management Center

Learning Center Registration: OQR: 2015 Specifications Manual Update - 1-21-2015

First Name: Last Name:

Email: Phone:

CE Credit Process: Existing User



The screenshot displays the login interface for the HSAG Learning Management Center. At the top left is the HSAG logo with the text "HEALTH SERVICES ADVISORY GROUP". At the top right, a red security warning reads "this is a secure site please provide credentials to continue" next to a small icon. Below this is the text "Learning Management Center". The central focus is a "Secure Login" box with a yellow background and a lock icon. It contains two input fields: "User Name:" and "Password:", followed by a "Log In" button.

HSAG HEALTH SERVICES ADVISORY GROUP

this is a secure site
please provide credentials to continue

Learning Management Center

Secure Login

User Name:

Password:

Log In

Thank You for Participating!

Please contact the Support Contractor if you have any questions:

- Submit questions online through the QualityNet Question & Answer Tool at www.qualitynet.org

Or

- Call the Support Contractor at 866.800.8756.

This presentation was current at the time of publication and/or upload to the Quality Reporting Center or QualityNet websites. If Medicare policy, requirements, or guidance changes following the date of posting, this presentation will not necessarily reflect those changes; given that it will remain as an archived copy, it will not be updated.

This presentation was prepared as a service to the public and is not intended to grant rights or impose obligations. Any references or links to statutes, regulations, and/or other policy materials are provided as summary information. No material contained herein is intended to replace either written laws or regulations. In the event of any discrepancy between the information provided by the presentation and any information included in any Medicare rules and/or regulations, the rules or regulations shall govern. The specific statutes, regulations, and other interpretive materials should be reviewed independently for a full and accurate statement of their contents.