

# Welcome!

- **Audio for this event is available via ReadyTalk® Internet Streaming.**
- **No telephone line is required.**
- **Computer speakers or headphones are necessary to listen to streaming audio.**
- **Limited dial-in lines are available. Please send a chat message if needed.**
- **This event is being recorded.**



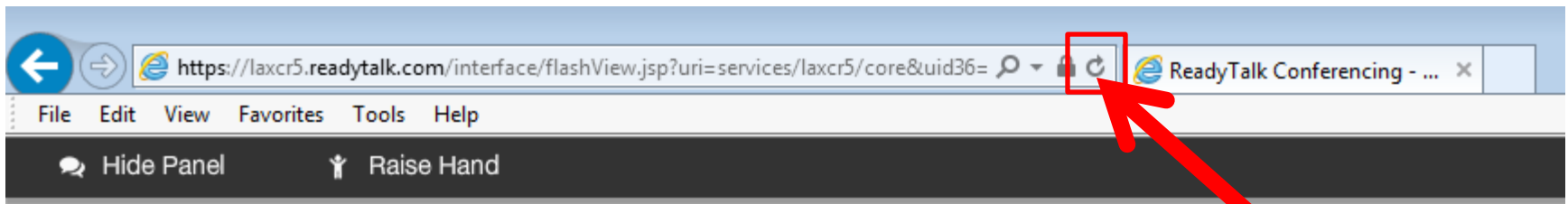
# Troubleshooting Audio

Audio from computer speakers breaking up?  
Audio suddenly stop?

- Click Refresh icon –  
or-  
Click F5



F5 key  
Top row of keyboard

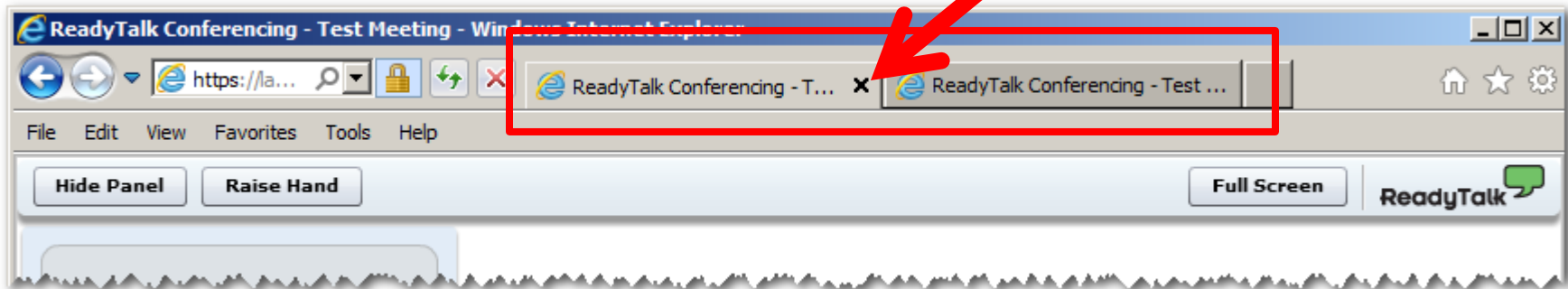


Location of buttons

Refresh

# Troubleshooting Echo

- Hear a bad echo on the call?
- Echo is caused by multiple browsers/tabs open to a single event – multiple audio feeds.
- Close all but one browser/tab and the echo will clear up.



*Example of two browsers/tabs open in same event*

# Submitting Questions

Type questions in the “Chat with Presenter” section, located in the bottom-left corner of your screen.



A screenshot of a web application interface. The top bar contains buttons for "Hide Chat", "Leave Hand", "Full Screen", and "ReadyToGo". The main content area is split into two sections. The upper section features the CMS logo (Centers for Medicare &amp; Medicaid Services) and a large "Welcome to Today's Event" message. The lower section contains a "Thank you for joining us today! Our event will start shortly." message. On the left side, there is a vertical chat window. At the bottom of this window, there is a "Chat with Presenter:" label, a text input field containing "Type questions here.", and a "Send" button. A yellow arrow from the text on the left points to this input field.



# **Making it Work: A Quality Reporting Toolkit for the ASCQR Program**

---

**February 24, 2016**

# Announcements (1 of 2)

- January 1, 2016–August 15, 2016, is the data submission period for the web-based measures entered through QualityNet.
- ASC-8, entered through the Centers for Disease Control and Prevention's (CDC's) National Healthcare Safety Network (NHSN), has a submission deadline of May 15, 2016.
- In the submission tool for ASC-9, the denominator change will not be given as an option.

# Announcements (2 of 2)

- Access your QualityNet and NHSN accounts routinely to ensure your passwords stay active.
  - For QualityNet password problems, contact QualityNet at 866.288.8912.
  - For NHSN account issues, contact the NHSN Helpdesk at [nhsn@cdc.gov](mailto:nhsn@cdc.gov).

# Save the Date

Upcoming Ambulatory Surgical Center Quality Reporting (ASCQR) educational webinars:

- March 23, 2016: Quality Data Code (QDC) tutorial
- April 27, 2016 :Analyzing two-year data for the ASCQR Program
- Notifications of additional educational webinars will be sent via the ListServe.



# Learning Objectives

At the conclusion of the program, attendees will be able to:

- List tools available for the ASCQR Program.
- Locate and access tools and resources for the program.
- Identify how to use and apply tools and resources for the program.



# Making It Work



*Mary Ellen Wiegand, RN,  
LHRM, CASC, CNOR*

*Outpatient Quality Reporting  
Outreach and Education  
Support Contractor*

*February 24, 2016*

# Three Sections of Your Toolkit

---

## QualityNet

- [www.qualitynet.org](http://www.qualitynet.org)

## Quality Reporting Center

- [www.qualityreporting.com](http://www.qualityreporting.com)

## National Healthcare Safety Network (NHSN)

- [www.cdc.gov/nhsn](http://www.cdc.gov/nhsn)

**[www.qualitynet.org](http://www.qualitynet.org)**

---

**RESOURCES**

# Tools on QualityNet

[www.qualitynet.org](http://www.qualitynet.org)

- ListServes/Notifications
- Registration
- Specifications Manual
- Questions and Answers
- Reports

# ListServes/Notifications (1 of 2)

**QualityNet** Log in to QualityNet Secure Portal (formerly MyQualityNet)

Home My QualityNet Help

Hospitals - Inpatient Hospitals - Outpatient Physician Offices Ambulatory Surgical Centers PPS-Exempt Cancer Hospitals ESRD Facilities Inpatient Psychiatric Facilities Quality Improvement

**QualityNet Registration**

- Hospitals - Inpatient
- Hospitals - Outpatient
- Physician Offices
- ASCs
- Cancer Hospitals
- ESRD Facilities
- Inpatient Psychiatric Facilities
- QIOs

**Getting Started with QualityNet**

- System Requirements
- Registration
- Sign-In Instructions
- Security Statement
- Password Rules

**Join ListServes**

Sign up for Notifications and Discussions.

**Known Issues - Hospital Reporting**

- Inpatient
  - EHR Incentive Program
- Hospital Value-Based Purchasing
- Outpatient
- ASCs
- PPS-Exempt Cancer Hospitals
- Inpatient Psychiatric Facilities
- Secure File Transfer

**QualityNet News** [More News >](#)

**FY 2016 Hospital-Acquired Condition Reduction Program results released**

The Centers for Medicare & Medicaid Services (CMS) has released the following Fiscal Year (FY) 2016 Hospital-Acquired Condition (HAC) Reduction Program data on *Hospital Compare* for each eligible hospital:

- PSI 90 Composite measure score
- CLABSI, CAUTI, and SSI measure scores
- Domain 1 and Domain 2 scores
- Total HAC score

CMS also released the list of hospitals that are in the worst-performing quartile and subject to the 1% payment adjustment on the CMS Web site.

[Full Article >](#)

**Headlines**

- [Providers selected for Hospital OQR Program validation for CY 2017](#)
- [Hospitals randomly selected for FY 2018 inpatient data validation](#)
- [Recalculated CY 2013 MSPB results prompt HSR distribution, Hospital Compare correction, updated FY 2017 Baseline Measures Report](#)
- [Hospital Compare updates reflect Hospital Readmissions Reduction Program measure results](#)
- [Recalculated HSRs, subsequent Review and Corrections information released for HAC Reduction Program](#)
- [CMS releases December 2015 Hospital Compare Preview Reports](#)

**About QualityNet**

Established by the Centers for Medicare & Medicaid Services (CMS), QualityNet provides healthcare quality improvement news, resources and data reporting tools and applications used by healthcare providers and others.

QualityNet is the only CMS-approved website for secure communications and healthcare quality data exchange between: quality improvement organizations (QIOs), hospitals, physician offices, nursing homes, end stage renal disease (ESRD) networks and facilities, and data vendors.

[More >](#)

**Log in to QualityNet Secure Portal**

Login

- Download Symantec ID (**required** for login)
- Portal Resources

**Know the Security Policy**

Before transmitting or receiving healthcare information or data, read the QualityNet System Security Policy, PDF

**Questions & Answers**

- Hospitals - Inpatient
- Hospitals - Outpatient
- Ambulatory Surgical Centers
- Inpatient Psychiatric Facilities
- PPS-Exempt Cancer Hospitals

**Note:** First-time registration required


**Downloads**

- CART - Inpatient
- CART - Outpatient
- CART Module Designer

**Training**

- QualityNet Training
- QualityNet Event

# ListServes/Notifications (2 of 2)



Log in to QualityNet Secure Portal (formerly MyQualityNet)  Search

[Log In](#)

Home My QualityNet Help

Hospitals - Inpatient Hospitals - Outpatient Physician Offices Ambulatory Surgical Centers PPS-Exempt Cancer Hospitals ESRD Facilities Inpatient Psychiatric Facilities Quality Improvement

**Resources**

- [How do I subscribe?](#)
- [What lists am I subscribed to?](#)
- [ListServe Etiquette](#)

### ListServe Registration

Provide the required user information below. Then, select the Notifications you wish to receive or the Discussion group you wish to join.

**User Information**

Your Name:  (required)  
E-mail:  (required)  
Verify E-mail:  (required)  
Password:  (required)  
Verify Password:  (required)

\*Passwords must be a minimum of 8 characters long and contain at least:

- one uppercase letter [A-Z]
- one lowercase letter [a-z]
- one numeric character [0-9]
- one special character (e.g., ! @ # % ^)

---

**Program Notifications**

Select the appropriate list(s) below to subscribe to e-mail notifications about related QualityNet enhancements, new releases, timeline or process/policy changes, and application or initiative alerts.

- Ambulatory Surgical Centers
- CART (CMS Abstraction & Reporting Tool)
- HDC (Hospital Data Collection)/Public Reporting
- Hospital IQR (Inpatient Quality Reporting) and Improvement
- Hospital Inpatient Value-Based Purchasing (HVBP) and Improvement
- Hospital OQR (Outpatient Quality Reporting)
- Hospital Reporting EHR (Electronic Health Record)
- Inpatient Psychiatric Facility Quality Reporting Program
- PPS-Exempt Cancer Hospitals Quality Reporting Program
- QIO Clinical Warehouse

# Registration (1 of 4)

The screenshot displays the QualityNet Secure Portal interface. At the top, there is a navigation bar with the QualityNet logo, a search box, and a 'Log In' button. Below this is a secondary navigation bar with tabs for 'Home', 'My QualityNet', and 'Help'. A main menu contains several categories: 'Hospitals - Inpatient', 'Hospitals - Outpatient', 'Physician Offices', 'Ambulatory Surgical Centers', 'PPS-Exempt Cancer Hospitals', 'ESRD Facilities', 'Inpatient Psychiatric Facilities', and 'Quality Improvement'. The 'Ambulatory Surgical Centers' menu is expanded, showing options like 'Ambulatory Surgical Center (ASC) Program', 'E-mail Notifications', 'Specifications Manual', 'Measures', 'Resources', 'Support Contact', 'Data Submission', 'Registration', 'Webinars', and 'Training'. The main content area is divided into several sections: 'QualityNet Registration' with links to various facility types; 'Getting Started with QualityNet' with links to system requirements and sign-in instructions; 'Join ListServes' for notifications; 'Known Issues - Hospital Reporting' regarding the EHR Incentive Program; 'QualityNet News' featuring a 'FY 2016 Hospital Compare' article and a 'Program results released' announcement; 'Headlines' with several news items; 'Log in to QualityNet Secure Portal' with a login button and links to Symantec ID and portal resources; 'Know the Security Policy' with a PDF link; and 'Questions & Answers' with links to various facility-specific information. A 'Note' at the bottom right states 'First-time registration required'. An 'About QualityNet' section is also visible at the bottom.



# Registration (2 of 4)

The screenshot displays the QualityNet website interface. At the top, there is a navigation bar with the QualityNet logo, a search box, and a 'Log In' button. Below this is a secondary navigation bar with tabs for 'Home', 'My QualityNet', and 'Help'. A main navigation bar contains several categories: 'Hospitals - Inpatient', 'Hospitals - Outpatient', 'Physician Offices', 'Ambulatory Surgical Centers', 'PPS-Exempt Cancer Hospitals', 'ESRD Facilities', 'Inpatient Psychiatric Facilities', and 'Quality Improvement'. The 'Ambulatory Surgical Centers' dropdown menu is open, showing a list of links: 'Ambulatory Surgical Center (ASC) Program', 'E-mail Notifications', 'Specifications Manual', 'Measures', 'Resources', 'Support Contact', 'Data Submission', 'Registration' (highlighted with a red box), 'Webinars', and 'Training'. The main content area is divided into several sections: 'QualityNet Registration' (listing various facility types), 'Getting Started with QualityNet' (listing system requirements and registration steps), 'Join ListServes', 'Known Issues - Hospital Reporting', 'QualityNet News' (with a 'More News' link), 'Log in to QualityNet Secure Portal', 'Know the Security Policy', 'Questions & Answers', and 'About QualityNet'. A 'Headlines' section lists several news items related to hospital OQR program validation and data reporting.

# Registration (3 of 4)

The screenshot shows the QualityNet Secure Portal interface. At the top left is the QualityNet logo. To its right is the text "Log in to QualityNet Secure Portal (formerly MyQualityNet)" with a "Log In" button. Further right is a search bar with the word "Search" next to it. Below the header is a navigation bar with tabs for "Home", "My QualityNet", and "Help". Underneath are several menu items: "Hospitals - Inpatient", "Hospitals - Outpatient", "Physician Offices", "Ambulatory Surgical Centers", "PPS-Exempt Cancer Hospitals", "ESRD Facilities", "Inpatient Psychiatric Facilities", and "Quality Improvement". The main content area is titled "QualityNet Registration Ambulatory Surgical Centers". On the left, there is a sidebar with a "Registration" header and a "Getting Started with QualityNet" section containing links for "System Requirements", "Registration", "Sign-In Instructions", "Security Statement", and "Password Rules". The main text explains that all users must be individually approved and verified. It then lists user classifications: "Security Administrator" (highlighted with a red box) and "Basic User". The "Security Administrator" role is described as facilitating registration for other users, with a note that providers submitting data are required to designate one. The "Basic User" role is described as all other registered users. At the bottom, there is a section for "Data submission vendors" who must also register for a QualityNet account.

**QualityNet** Log in to QualityNet Secure Portal (formerly MyQualityNet)  Search

Home My QualityNet Help

Hospitals - Inpatient Hospitals - Outpatient Physician Offices Ambulatory Surgical Centers PPS-Exempt Cancer Hospitals ESRD Facilities Inpatient Psychiatric Facilities Quality Improvement

**Registration**

**Getting Started with QualityNet**

- System Requirements
- Registration
- Sign-In Instructions
- Security Statement
- Password Rules

**QualityNet Registration**  
**Ambulatory Surgical Centers**

All users requesting access to the QualityNet Secure Portal must be individually approved and verified. This mandatory registration process is used to maintain the confidentiality and security of healthcare information and data transmitted via the QualityNet Secure Portal. The process begins with registration for a QualityNet account.

For registration instructions, select your user classification below:

- **Security Administrator**  
The Security Administrator facilitates the registration process for other users at the organization. Typically, an organization designates two Security Administrators. See the [Security Administrator Responsibilities](#) for a more complete list of duties. Providers submitting data (or using a vendor to submit data on their behalf) and accessing secured reports via the QualityNet Secure Portal are **required** to designate a Security Administrator.
- **Basic User**  
All other registered QualityNet users in an organization are considered basic users.

**Data submission vendors**

Joint Commission-certified Performance Measurement Systems or other third-party data submission vendors wishing to transmit data via the QualityNet Secure Portal must also register for a QualityNet account. Contact the QualityNet Help Desk to obtain a Vendor ID and initiate the registration process.

# Registration (4 of 4)

The screenshot shows the QualityNet website interface. At the top left is the QualityNet logo. To its right is a navigation bar with 'Log in to QualityNet Secure Portal (formerly MyQualityNet)' and a 'Log In' button. Further right is a search box with a 'Search' button. Below this is a secondary navigation bar with 'Home', 'My QualityNet', and 'Help' tabs. A third navigation bar contains dropdown menus for 'Hospitals - Inpatient', 'Hospitals - Outpatient', 'Physician Offices', 'Ambulatory Surgical Centers', 'PPS-Exempt Cancer Hospitals', 'ESRD Facilities', 'Inpatient Psychiatric Facilities', and 'Quality Improvement'. The main content area is titled 'QualityNet Security Administrator Registration Ambulatory Surgical Centers'. It contains a paragraph stating that organizations should designate two people as QualityNet Security Administrators. Below this is a list of three steps for registration. The first step, 'Download the QualityNet Security Administrator Registration Packet (PDF-78 KB)', is highlighted with a red box. The second step involves completing forms, and the third step involves mailing the forms to the ASCQR Program Support Contractor at HSAG, Attn: ASCQR Program, 3000 Bayport Drive, Suite 300, Tampa, Florida 33607-8415. The page concludes with a paragraph about email notification and a section titled 'Accessing the QualityNet Secure Portal' which points to the 'New User Enrollment Process'.

**QualityNet** Log in to QualityNet Secure Portal (formerly MyQualityNet)  Search

Home My QualityNet Help

Hospitals - Inpatient Hospitals - Outpatient Physician Offices Ambulatory Surgical Centers PPS-Exempt Cancer Hospitals ESRD Facilities Inpatient Psychiatric Facilities Quality Improvement

## QualityNet Security Administrator Registration Ambulatory Surgical Centers

It is highly recommended that each organization designate **two** people as **QualityNet Security Administrators**.

To register as a QualityNet Security Administrator:

1. Download the [QualityNet Security Administrator Registration Packet](#) (PDF-78 KB).
2. Follow the instructions for completing the Registration Form and Authorization Form. The Authorization Form must be completed by the highest level executive at your organization.
3. Mail the original, completed forms (keeping a copy for your records) to the Ambulatory Surgical Center Quality Reporting (ASCQR) Program Support Contractor at:  
  
**HSAG  
Attn: ASCQR Program  
3000 Bayport Drive, Suite 300  
Tampa, Florida 33607-8415**

You will be notified by e-mail when registration is complete and your QualityNet account has been activated. The e-mail will also contain your **User ID**. A **Temporary Password** will be sent in a separate e-mail. You will need both to complete enrollment for access to the QualityNet Secure Portal.


### Accessing the QualityNet Secure Portal

For access to the QualityNet Secure Portal, complete the [New User Enrollment Process](#). (As part of the process, you'll be asked to change your password and answer a set of security questions.)

# Specifications Manual (1 of 2)

The screenshot displays the QualityNet website interface. At the top, the QualityNet logo is on the left, and the text "Log in to QualityNet Secure Portal (formerly MyQualityNet)" is on the right, accompanied by a search box and a "Log In" button. Below the header is a navigation bar with tabs for "Home", "My QualityNet", and "Help". A secondary navigation bar contains dropdown menus for various facility types: "Hospitals - Inpatient", "Hospitals - Outpatient", "Physician Offices", "Ambulatory Surgical Centers", "PPS-Exempt Cancer Hospitals", "ESRD Facilities", "Inpatient Psychiatric Facilities", and "Quality Improvement". The "Ambulatory Surgical Centers" dropdown menu is open, showing options: "Ambulatory Surgical Center (ASC) Program", "E-mail Notifications", "Specifications Manual" (highlighted with a red box), "Measures", "Resources", "Support Contact", "Data Submission", "Registration", "Webinars", and "Training". The main content area features several sections: "QualityNet Registration" with links for Inpatient, Outpatient, Physician Offices, ASCs, Cancer Hospitals, ESRD Facilities, Inpatient Psychiatric Facilities, and QIOs; "Getting Started with QualityNet" with links for System Requirements, Registration, Sign-In Instructions, Security Statement, and Password Rules; "Join ListServes" with a sign-up link for notifications and discussions; "Known Issues - Hospital Reporting" with links for Inpatient and EHR Incentive Program; "QualityNet News" with a "FY 2016 Hospital Compare" article snippet and a "Full Article" link; "Headlines" with several news items regarding OQR program validation, data validation, MSPB results, HSR distribution, Hospital Compare updates, HSR reviews, and December 2015 Hospital Compare reports; "About QualityNet"; "Log in to QualityNet Secure Portal" with a login link and links for downloading Symantec ID and portal resources; "Know the Security Policy" with a link to the security policy PDF; and "Questions & Answers" with links for Inpatient, Outpatient, ASCs, Inpatient Psychiatric Facilities, and PPS-Exempt Cancer Hospitals. A "Note" at the bottom right states "First-time registration required".

# Specifications Manual (2 of 2)

 [Log in to QualityNet Secure Portal \(formerly MyQualityNet\)](#)

[Home](#) [My QualityNet](#) [Help](#)

Hospitals - Inpatient | Hospitals - Outpatient | Physician Offices | Ambulatory Surgical Centers | PPS-Exempt Cancer Hospitals | ESRD Facilities | Inpatient Psychiatric Facilities | Quality Improvement

**Specifications Manual**

**Specifications Manual**

**Ambulatory Surgical Centers Quality Reporting (ASCQR) Program**

The *Ambulatory Surgical Center Quality Reporting Program Quality Measures Specifications Manual* provides measure information and specifications for Medicare's ASC Quality Reporting Program. These standardized measures were selected by the Centers for Medicare & Medicaid Services (CMS) to measure the quality of care for patients in the ASC setting.

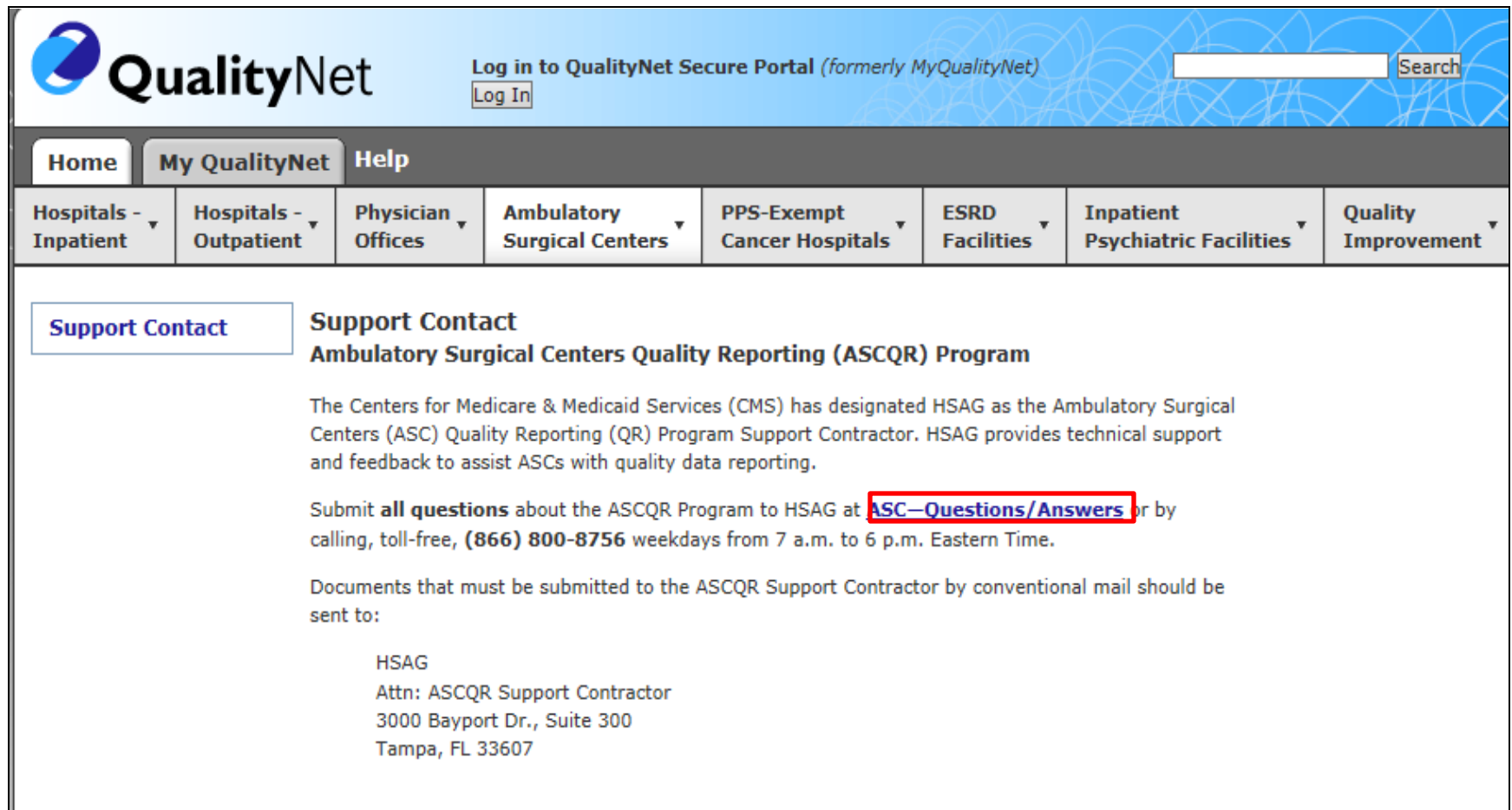
Claims-Based Measures Reference Period	Specifications Manual
July 1, 2016 - Dec. 31, 2016	Version 5.1, <a href="#">PDF</a> or <a href="#">ZIP</a> , • <a href="#">Release Notes, 5.1</a>
Jan. 1, 2016 - June 30, 2016	Version 5.0a, <a href="#">PDF</a> or <a href="#">ZIP</a> , • <a href="#">Release Notes, 5.0a</a> • <a href="#">Release Notes, 5.0</a>
Oct. 1, 2015 - Dec. 31, 2015	Version 4.1, <a href="#">PDF</a> or <a href="#">ZIP</a> , (Updated 12/02/15) • <a href="#">Release Notes, 4.1 - Supplemental Document Two</a> • <a href="#">Release Notes, 4.1 - Supplemental Document</a> • <a href="#">Release Notes, 4.1</a>
Jan. 1, 2015 - Sept. 30, 2015	<a href="#">Version 4.0a</a> , (Updated 12/02/15) • <a href="#">Release Notes, 4.0a - Supplemental Document Two</a> • <a href="#">Release Notes, 4.0a - Supplemental Document</a> • <a href="#">Release Notes, 4.0a</a> • <a href="#">Release Notes, 4.0</a>
Jan. 1, 2014 - Dec. 31, 2014	<a href="#">Version 3.0c</a> • <a href="#">Release Notes, 3.0</a> • <a href="#">Release Notes, 3.0a</a> • <a href="#">Release Notes, 3.0b</a> • <a href="#">Release Notes, 3.0c</a>
Jan. 1, 2013 - Dec. 31, 2013	<a href="#">Version 2.0</a> • <a href="#">Release Notes, 2.0</a>



# Questions and Answers (1 of 4)

The screenshot displays the QualityNet website interface. At the top, there is a navigation bar with the QualityNet logo, a search box, and a login link for the QualityNet Secure Portal. Below this is a secondary navigation bar with tabs for Home, My QualityNet, and Help. A main navigation menu lists various facility types: Hospitals - Inpatient, Hospitals - Outpatient, Physician Offices, Ambulatory Surgical Centers, PPS-Exempt Cancer Hospitals, ESRD Facilities, Inpatient Psychiatric Facilities, and Quality Improvement. A dropdown menu is open for 'Ambulatory Surgical Centers', listing options such as 'Ambulatory Surgical Center (ASC) Program', 'E-mail Notifications', 'Specifications Manual', 'Measures', 'Resources', 'Support Contact' (highlighted with a red box), 'Data Submission', 'Registration', 'Webinars', and 'Training'. The main content area is divided into several sections: 'QualityNet Registration' with links for various facility types; 'Getting Started with QualityNet' with links for system requirements and registration; 'Join ListServes' for notifications; 'Known Issues - Hospital Reporting'; 'QualityNet News' with a 'FY 2016 Hospital Compare' article and a 'Support Contact' link; 'Headlines' with several news items; 'Log in to QualityNet Secure Portal' with a login link and download links; 'Know the Security Policy' with a PDF link; and 'Questions & Answers' with links for various facility types and a note about first-time registration.

# Questions and Answers (2 of 4)



The screenshot shows the QualityNet website interface. At the top left is the QualityNet logo. To its right is a login section with the text "Log in to QualityNet Secure Portal (formerly MyQualityNet)" and a "Log In" button. Further right is a search bar with a "Search" button. Below the header is a navigation menu with tabs for "Home", "My QualityNet", and "Help". Underneath are several dropdown menus for different facility types: "Hospitals - Inpatient", "Hospitals - Outpatient", "Physician Offices", "Ambulatory Surgical Centers", "PPS-Exempt Cancer Hospitals", "ESRD Facilities", "Inpatient Psychiatric Facilities", and "Quality Improvement". The main content area features a "Support Contact" link in a box, followed by the heading "Support Contact" and "Ambulatory Surgical Centers Quality Reporting (ASCQR) Program". The text explains that CMS has designated HSAG as the support contractor for the ASCQR program. It instructs users to submit all questions to HSAG at a link labeled "ASC-Questions/Answers" (highlighted with a red box) or by calling (866) 800-8756. It also provides the mailing address for documents to be sent to HSAG.

**Support Contact**

## Support Contact

### Ambulatory Surgical Centers Quality Reporting (ASCQR) Program

The Centers for Medicare & Medicaid Services (CMS) has designated HSAG as the Ambulatory Surgical Centers (ASC) Quality Reporting (QR) Program Support Contractor. HSAG provides technical support and feedback to assist ASCs with quality data reporting.

Submit **all questions** about the ASCQR Program to HSAG at [ASC-Questions/Answers](#) or by calling, toll-free, **(866) 800-8756** weekdays from 7 a.m. to 6 p.m. Eastern Time.

Documents that must be submitted to the ASCQR Support Contractor by conventional mail should be sent to:

HSAG  
Attn: ASCQR Support Contractor  
3000 Bayport Dr., Suite 300  
Tampa, FL 33607

# Questions and Answers (3 of 4)



The screenshot displays the QualityNet website interface. At the top left is the QualityNet logo. To the right of the logo are links for 'Log In' and 'Sign Up'. Below the logo is a navigation bar with buttons for 'Home', 'Find an Answer', 'Ask a Question', and 'My Stuff'. The main content area is titled 'Outpatient and ASC Questions and Answers'. Under this title, there is a section 'Select a Hospital Outpatient Quality Reporting Program below' with a list of links: 'Ambulatory Surgical Center Quality Reporting', 'Hospital Outpatient Quality Reporting', 'Public Reporting (Hospital Compare)', and 'Validation'. A red arrow points to the 'Ambulatory Surgical Center Quality Reporting' link. To the right of this list is a 'Contact Us' sidebar with two options: 'Ask a Question' (with a question mark icon) and 'Give Feedback' (with a feedback icon). The Oracle logo is visible in the bottom right corner of the page. The footer contains links for 'QualityNet Help Desk', 'Accessibility Statement', 'Privacy Policy', and 'Terms of Use'.



# Questions and Answers (4 of 4)

**QualityNet**

Home Find an Answer Ask a Question My Stuff

Log In | Sign Up

## Outpatient and ASC Questions and Answers

Advanced Search

Find the answer to your question

Search

Find an Answer

Search

Contact Us

**Ask a Question**  
Submit a question to our support team.

**Give Feedback**  
How can we make this site more useful for you?

### Ambulatory Surgical Center Quality Reporting

Select a Category

- Ambulatory Surgical Centers
- General Information
- ASC Measures
- ASC Participation
- QualityNet Secure Portal Registration
- Data Submission
- Quality Data Codes (QDC)
- Specifications Manual

### Most Popular Answers

Web-based measures for the ASCQR Program	Documentation of previous colonoscopy for ASC-10
ASC-9 follow up recommendation of 10 years	Same incision and prophylactic antibiotic start time
Billing multiple CPT codes	ASC-10: system reason documentation
ASC-10: No documentation of prior colonoscopy date	Determining the number of cases for sampling for ASC-9 and ASC-10
ASC-10: No documentation of date of last colonoscopy	ASC definition relating to ASCQR Program

# Specialized Tools from the Secure Portal

Two important reports accessible through QualityNet include:

- Claims Detail Report
- Provider Participation Report

# Accessing Reports (1 of 8)

**CMS.gov** | QualityNet  
Centers for Medicare & Medicaid Services

## Choose Your QualityNet Destination

Please select your primary quality program to reach the right log in screen for your QualityNet portal.

[Secure File Transfer](#)

Select your primary quality program:

- [End-Stage Renal Disease Quality Incentive Program](#)
- [Ambulatory Surgical Center Quality Reporting Program](#)
- [PPS-Exempt Cancer Hospital Quality Reporting Program](#)
- [Inpatient Hospital Quality Reporting Program](#)
- [Inpatient Psychiatric Quality Reporting Program](#)
- [Outpatient Hospital Quality Reporting Program](#)
- [Physicians Quality Reporting System / eRx](#)
- [Quality Improvement Organizations](#)



# Accessing Reports (2 of 8)

**CMS.gov** | QualityNet  
Centers for Medicare & Medicaid Services

**Log In to QualityNet** \* Required Field

Please enter your CMS User ID and password, followed by your Symantec VIP Security Code, then click Submit.

\* User ID

\* Password

\* Security Code

**Help**

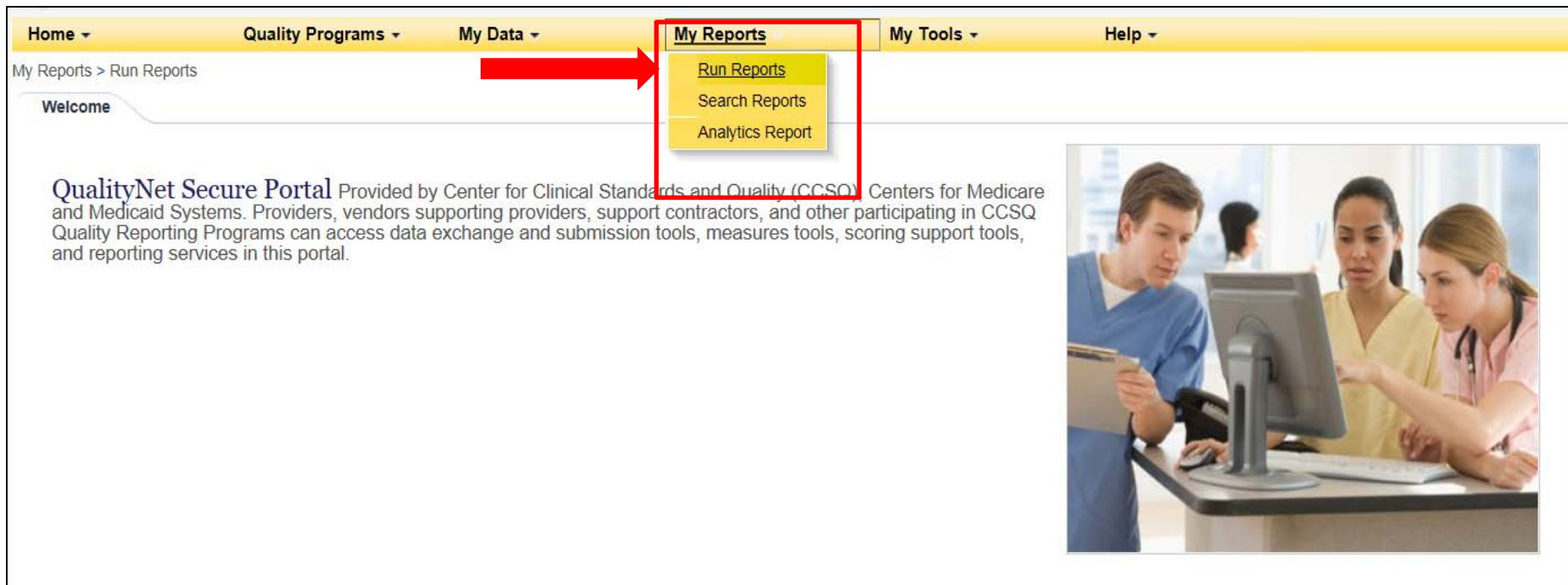
**Start/Complete New User Enrollment**

[Forgot your password?](#)

[Trouble with your Security Code?](#)

[Need to register for a QualityNet account?](#)

# Accessing Reports (3 of 8)



The screenshot shows the top navigation bar of the QualityNet Secure Portal. The navigation items are: Home, Quality Programs, My Data, My Reports, My Tools, and Help. The 'My Reports' item is highlighted with a red box, and a red arrow points to it. A dropdown menu is open under 'My Reports', showing three options: Run Reports, Search Reports, and Analytics Report. Below the navigation bar, the breadcrumb trail reads 'My Reports > Run Reports'. A 'Welcome' message is visible on the left. The main content area contains the text: 'QualityNet Secure Portal Provided by Center for Clinical Standards and Quality (CCSQ) Centers for Medicare and Medicaid Systems. Providers, vendors supporting providers, support contractors, and other participating in CCSQ Quality Reporting Programs can access data exchange and submission tools, measures tools, scoring support tools, and reporting services in this portal.'

Home ▾ Quality Programs ▾ My Data ▾ **My Reports** My Tools ▾ Help ▾

My Reports > Run Reports

Welcome

**QualityNet Secure Portal** Provided by Center for Clinical Standards and Quality (CCSQ) Centers for Medicare and Medicaid Systems. Providers, vendors supporting providers, support contractors, and other participating in CCSQ Quality Reporting Programs can access data exchange and submission tools, measures tools, scoring support tools, and reporting services in this portal.

- Run Reports
- Search Reports
- Analytics Report



# Accessing Reports (4 of 8)

The screenshot shows a web application interface with a yellow navigation bar at the top containing the following menu items: Home, Quality Programs, My Data, My Reports, My Tools, and Help. Below the navigation bar, the breadcrumb path "My Reports > Run Reports" is displayed. A tabbed interface is present with four tabs: "Start" (highlighted in blue), "Run Report(s)", "Search Report(s)", and "Favorites".

Under the "Start" tab, there is a section titled "Start Reports". It contains two main components:

- A light blue box on the left with the text: "This reporting portlet allows you to run and access reports on quality program data to which you are granted access."
- A yellow box on the right titled "I'd Like To..." containing three blue links: "Run Report(s)", "Search Report(s)", and "View Favorite Reports". A red rectangular box highlights these three links, and a red arrow points from the right side of the box to the "Run Report(s)" link.

# Accessing Reports (5 of 8)

**Report Program**

ASCQR

**Report Category**

Ambulatory Surgical Center Reports - Feedback

**VIEW REPORTS**

▶ Search Report

REPORT NAME	REPORT DESCRIPTION
ASC - Claims Detail Report	The ASC Claims Detail Report identifies claims in final action status in the Data Warehouse.
ASCQR Participation Report	The ASCQR Participation Report displays a summary of the data submissions required for the Payment Year (PY) for partic the ASC Quality Reporting Program.
Hospital Reporting - Vendors Authorized to Upload Data	The Vendors Authorized to Upload Data report displays a list of vendors authorized by a hospital to submit hospital data or behalf.

# Accessing Reports (6 of 8)


Start **Run Report(s)** Search Report(s) Favorites

ASC - Claims Detail Report - ASCQR

\* State:

\* ASC:

\* Date Range - Start Date:  
 

\* Date Range - End Date:  
 

\* Report Format:  
PDF



# Accessing Reports (7 of 8)

**Start** **Run Report(s)** **Search Report(s)** **Favorites**

✔ Select Program, Category and Report    ✔ Report Parameters    **Confirmation**

### Report Submitted

Thank you. Your report request has been submitted for processing.  
Processing time may vary due to the number of current requested reports.  
To run the same report with different parameters, click RUN SAME REPORT.  
To run a new report, click RUN NEW REPORT.  
To search and view submitted reports, click SEARCH REPORTS.  
To make this report a Favorite, click SEARCH REPORTS.  
To manage your Favorites, click the Favorites tab.

**CANCEL** **RUN SAME REPORT** **RUN NEW REPORT** **SEARCH REPORTS**

# Accessing Reports (8 of 8)

Start Run Report(s) **Search Report(s)** Favorites

### Search Reports

Search for reports you have run.  Search Saved Reports

Search Report Name Requested Date Show Reports

07/17/2015 01/13/2016 ALL [RESET] [SEARCH] [REFRESH REPORT STATUS]

STATUS	DATE REQUESTED	REPORT NAME	LAST DOWNLOADED	SIZE (MB)	ACTION
	01/13/2016 09:32:12	ASC - Claims Detail Report			
	11/10/2015 13:20:35	ASC - Claims Detail Report		0.0106	
	11/02/2015 12:40:18	ASCQR Participation Report		0.0081	
	10/01/2015 12:16:07	ASC - Claims Detail Report		0.0157	
	10/01/2015 12:15:42	ASCQR Participation Report		0.0081	
	09/01/2015 10:45:13	Hospital Reporting - Facility, State and National Report		0.0251	
	07/31/2015 19:45:42	Hospital Reporting - Submission Summary Report		0.1286	



# Claims Detail Report

Report Run Date: 06/23/2015

**ASC Claims Detail Report**  
Date of Service Range: 04/01/2015 - 06/23/2015

Data As Of: 06/03/2015

Patient's Medicare Health Insurance Claim Number (HICN)	Claim Receipt Date	Date of Service	Quality Data Codes	Last Name	First Name	Date of Birth	Claim Control Number (ICN)
	04/06/2015	04/01/2015	G8907, G8918				
	04/06/2015	04/01/2015	G8907, G8918				
	04/06/2015	04/01/2015	G8907, G8918				
	04/06/2015	04/01/2015	G8907, G8918				
	04/06/2015	04/01/2015	G8907, G8918				
	04/06/2015	04/01/2015	G8907, G8918				
	04/06/2015	04/01/2015	G8907, G8918				
	04/06/2015	04/01/2015	G8907, G8918				
	04/06/2015	04/01/2015	G8907, G8918				
	04/06/2015	04/01/2015	G8907, G8918				

# Provider Participation Report (1 of 3)

**CMS .gov QualityNet**

Home ▾ Quality Programs ▾ My Data ▾ My Scores ▾ My Reports ▾ My Tools ▾ Help ▾

My Reports > Run Reports

Start **Run Report(s)** Search Report(s) Favorites

Select Program, Category and Report Report Parameters Confirmation

### Select Program, Category and Report

The available reports are grouped by program and category combination. If you have access to a single program, your program is pre-selected, and if the category related to the selected program has a single value, then it too will be pre-selected. Choose a program, then category, and then click on VIEW REPORTS to view your report choices. Select the report you wish to run from the table below by clicking on its name.

**Report Program**  
ASCQR ▾

**Report Category**  
Ambulatory Surgical Center Reports - Feedback ▾

**VIEW REPORTS**

▶ Search Report

REPORT NAME	REPORT DESCRIPTION
<a href="#">ASC - Claims Detail Report</a>	The ASC Claims Detail Report identifies claims in final action status in the Data Warehouse.
<b>ASCQR Participation Report</b>	The ASCQR Participation Report displays a summary of the data submissions required for the Payment Year (PY) for part of the ASC Quality Reporting Program.
<a href="#">Hospital Reporting - Vendors Authorized to Upload Data</a>	The Vendors Authorized to Upload Data report displays a list of vendors authorized by a hospital to submit hospital data on behalf.

# Provider Participation Report (2 of 3)

Start **Run Report(s)** Search Report(s) Favorites

Select Program, Category and Report **Report Parameters** Confirmation

### Report Parameters

Select the parameters that define the report you will run, then click RUN REPORT.  
\* Indicates required fields.

#### ASCQR Participation Report - ASCQR

\* **State:**

\* **ASC:**

\* **Payment Year:**

\* **Report Format:**

# Provider Participation Report (3 of 3)

Report Run Date: 06/03/2015		Page 1 of	
<b>ASCQR Participation Report</b>			
Payment Year: 2016			
State: MD		Active QualityNet Security Administrator: Yes	
National Provider Identifier (NPI):		Participation Status:	
ASC Name:			
ASC City:			
Total Number of Claims with QDC <sup>1</sup> :	460	Web - Based Measures:	Submission Status:
Total Number of Claims:	476	ASC-6: Safe Surgery Checklist Use	No
Data Completeness:	97%	ASC-7: ASC Facility Volume Data	No
CMS Required Threshold:	50%	ASC-9: Endoscopy: Follow-up Interval for Average Risk Patients	No
		ASC-10: Endoscopy: Interval for Patients with History of Polyps	No
		HAI Measures:	
		ASC-8: Influenza Vaccination Coverage among Healthcare Personnel	No

Claims-Based Measures	Quarter 1 – 2014 Dates of Service		Measure Value	
	Numerator	Denominator		
ASC-1: Patient Burn	0	103	0.000	Per 1000 Admissions
ASC-2: Patient Fall	2	104	19.231	Per 1000 Admissions
ASC-3: Wrong Site, Wrong Side, Wrong Patient, Wrong Procedure, Wrong Implant	0	103	0.000	Per 1000 Admissions
ASC-4: Hospital Transfer/Admission	0	103	0.000	Per 1000 Admissions
ASC-5: Prophylactic Intravenous (IV) Antibiotic Timing	7	8	88%	

<sup>1</sup>The "Total Number of Claims with QDC" field displays a count of claims containing at least one Quality Data Code (QDC) relevant to each of the required measures.  
<sup>\*\*</sup>Disclaimer: This report does not confirm or deny whether an ASC qualifies for the full annual payment update.

**[www.qualityreportingcenter.com](http://www.qualityreportingcenter.com)**

---

**VIDEOS, RESOURCES, AND TOOLS**

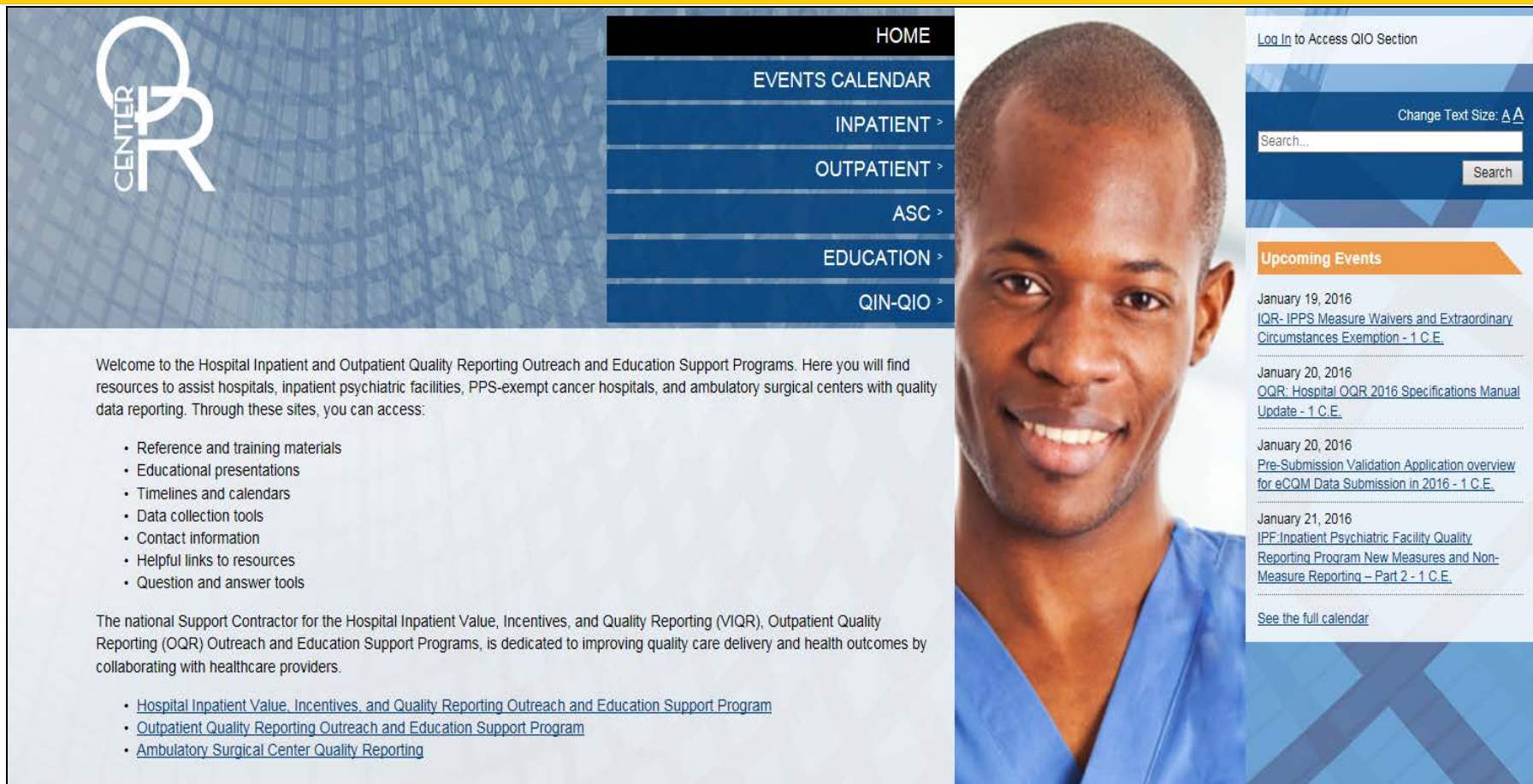
# Resources on Quality Reporting Center

[www.qualityreportingcenter.com](http://www.qualityreportingcenter.com)

- Education
- Videos
- Program Resources
- Measure Resources
- Measure Tools
- Status Listing Lookup Tools



# Quality Reporting Center (1 of 3)



The screenshot displays the Quality Reporting Center website. On the left is the logo, which consists of a stylized 'Q' and 'R' with the text 'CENTER' written vertically between them. To the right of the logo is a vertical navigation menu with the following items: HOME, EVENTS CALENDAR, INPATIENT >, OUTPATIENT >, ASC >, EDUCATION >, and QIN-QIO >. Below the menu is a large portrait of a smiling Black man in blue scrubs. To the right of the portrait is a sidebar containing a search bar with a 'Search' button, a 'Log In to Access QIO Section' link, a 'Change Text Size: A A' link, and an 'Upcoming Events' section. The 'Upcoming Events' section lists four events with their dates and titles, each followed by a '1 C.E.' credit. The main content area below the menu contains a welcome message and a list of resources available to users.

**HOME**

**EVENTS CALENDAR**

**INPATIENT >**

**OUTPATIENT >**

**ASC >**

**EDUCATION >**

**QIN-QIO >**

Welcome to the Hospital Inpatient and Outpatient Quality Reporting Outreach and Education Support Programs. Here you will find resources to assist hospitals, inpatient psychiatric facilities, PPS-exempt cancer hospitals, and ambulatory surgical centers with quality data reporting. Through these sites, you can access:

- Reference and training materials
- Educational presentations
- Timelines and calendars
- Data collection tools
- Contact information
- Helpful links to resources
- Question and answer tools

The national Support Contractor for the Hospital Inpatient Value, Incentives, and Quality Reporting (VIQR), Outpatient Quality Reporting (OQR) Outreach and Education Support Programs, is dedicated to improving quality care delivery and health outcomes by collaborating with healthcare providers.

- [Hospital Inpatient Value, Incentives, and Quality Reporting Outreach and Education Support Program](#)
- [Outpatient Quality Reporting Outreach and Education Support Program](#)
- [Ambulatory Surgical Center Quality Reporting](#)

[Log In to Access QIO Section](#)

Change Text Size: [A](#) [A](#)

Search...

**Upcoming Events**

January 19, 2016  
[IQR- IPPS Measure Waivers and Extraordinary Circumstances Exemption - 1 C.E.](#)

January 20, 2016  
[OQR: Hospital OQR 2016 Specifications Manual Update - 1 C.E.](#)

January 20, 2016  
[Pre-Submission Validation Application overview for eCQM Data Submission in 2016 - 1 C.E.](#)

January 21, 2016  
[IPF: Inpatient Psychiatric Facility Quality Reporting Program New Measures and Non-Measure Reporting – Part 2 - 1 C.E.](#)

[See the full calendar](#)

# Quality Reporting Center (2 of 3)

**CENTER QR**

- HOME
- EVENTS CALENDAR
- INPATIENT >
- OUTPATIENT >
- ASC >
- EDUCATION >
- QIN-QIO >

PROGRAM INFORMATION  
UPCOMING EVENTS  
ARCHIVED EVENTS  
STATUS LISTING LOOKUP TOOLS  
DATA SUBMISSION  
VIDEOS, RESOURCES, AND TOOLS

Log In to Access QIO Section

Change Text Size: Δ

Search... Search

### Upcoming Events

January 19, 2016  
[IQR- IPPS Measure Waivers and Extraordinary Circumstances Exemption - 1 C.E.](#)

January 20, 2016  
[OQR: Hospital OQR 2016 Specifications Manual Update - 1 C.E.](#)

January 20, 2016  
[Pre-Submission Validation Application overview for eCOM Data Submission in 2016 - 1 C.E.](#)

January 21, 2016  
[IPF Inpatient Psychiatric Facility Quality Reporting Program New Measures and Non-Measure Reporting – Part 2 - 1 C.E.](#)

[See the full calendar](#)

Welcome to the Hospital Inpatient and Outpatient Quality Reporting Outreach and Education Support Programs. Here you will find resources to assist hospitals, inpatient psychiatric facilities, PPS-exempt cancer hospitals, and ambulatory surgical centers with quality data reporting. Through these sites, you can access:

- Reference and training materials
- Educational presentations
- Timelines and calendars
- Data collection tools
- Contact information
- Helpful links to resources
- Question and answer tools

The national Support Contractor for the Hospital Inpatient Value, Incentives, and Quality Reporting (VIQR), Outpatient Quality Reporting (OQR) Outreach and Education Support Programs, is dedicated to improving quality care delivery and health outcomes by collaborating with healthcare providers.

- [Hospital Inpatient Value, Incentives, and Quality Reporting Outreach and Education Support Program](#)
- [Outpatient Quality Reporting Outreach and Education Support Program](#)
- [Ambulatory Surgical Center Quality Reporting](#)

# Quality Reporting Center (3 of 3)

**CENTER R**

- HOME
- EVENTS CALENDAR
- INPATIENT >
- OUTPATIENT >
- ASC >
- EDUCATION >
- QIN-QIO >

PROGRAM INFORMATION [Log In to Access QIO Section](#)

UPCOMING EVENTS

**ARCHIVED EVENTS**

STATUS LISTING LOOKUP TOOLS

DATA SUBMISSION

VIDEOS, RESOURCES, AND TOOLS

Change Text Size: [A](#) [A](#) [A](#)

Search...

Search

**Upcoming Events**

There are no scheduled upcoming events.

[See the full calendar](#)

## ASC Program

[Home](#) » [ASC Program](#)

Welcome to the Centers for Medicare & Medicaid Services (CMS) Ambulatory Surgical Center Quality Reporting (ASCQR) Program. Under this program, quality data reporting requirements for care rendered in the ASC setting were implemented starting with claims submitted for services beginning October 1, 2012.

The ASCQR Program exists to promote higher quality, more efficient health care for Medicare beneficiaries through measurement. More information on ASCQR Program history and goals is available [here](#).

As the national support contractor for the ASCQR Program, the team at FMQAI is available to answer questions or supply any additional information you may need. We invite you to join the Ambulatory Surgical Center ListServe at [qualitynet.org](http://qualitynet.org) to receive notifications about program developments. Please contact us at [qgrsupport@hsag.com](mailto:qgrsupport@hsag.com) or call us toll-free at 866.800.8756 if you have any questions.

# Educational Resources

## Archived Events

[Home](#) » [ASC Program](#) » Archived Events

### **ASC: The Lifecycle of Healthcare Quality Measures - 1 C.E.**

Date: December 16, 2015

**Topic:** This presentation discusses the process in which Quality Measures are initiated and implemented and how the public and healthcare entities can impact the Quality Measures and their implementation.

**Target Audience:** Individuals working in a health care setting in varying capacities involved in quality improvement initiatives and/or reporting.

#### **Meeting Objectives:**

- Recognize the historical and legislative context of CMS hospital quality reporting programs.
- Describe how the National Quality Strategy frames the CMS Measures Management System.
- Summarize the five stages of the CMS quality measure lifecycle.
- Reflect upon opportunities to impact the CMS Measures Management System.
- Identify quality measures in terms of structure, process, outcomes, and experience of care.

#### **Speaker**

- Elizabeth Bainger, MS, RN, CPQ  
*Program Lead, Hospital OQR, CMS*

#### **Moderator**

- Karen VanBourgondien, RN  
*Education Coordinator, HSAG*

#### **Documentation**

- [Registration Flyer](#)
- [Registration Links \(10 AM / 2 PM\)](#)
- [Presentation Slides](#)
- [Acronym Reference Document](#)
- Recorded Event
- Presentation Transcript
- Q&A Transcript

# Videos (1 of 2)

**CENTER FOR QUALITY REPORTING**

- HOME
- EVENTS CALENDAR
- INPATIENT >
- OUTPATIENT >
- ASC >
- VIDEOS, RESOURCES, AND TOOLS**
- EDUCATION >
- QIN-QIO >

PROGRAM INFORMATION

UPCOMING EVENTS

ARCHIVED EVENTS

STATUS LISTING LOOKUP TOOLS

DATA SUBMISSION

[Log In](#) to Access QIO Section

Change Text Size: [A](#) [A](#)

Search...

Search

## Upcoming Events

January 7, 2016  
[IPF: IPFQR Program Public Reporting and Fiscal Year 2016 Measure Results Review - 1 C.E.](#)

[See the full calendar](#)

## ASC Program

[Home](#) » ASC Program

Welcome to the Centers for Medicare & Medicaid Services (CMS) Ambulatory Surgical Center Quality Reporting (ASCQR) Program. Under this program, quality data reporting requirements for care rendered in the ASC setting were implemented starting with claims submitted for services beginning October 1, 2012.

The ASCQR Program exists to promote higher quality, more efficient health care for Medicare beneficiaries through measurement. More information on ASCQR Program history and goals is available here.

As the national support contractor for the ASCQR Program, the team at FMQAI is available to answer questions or supply any additional information you may need. We invite you to join the Ambulatory Surgical Center ListServe at [qualitynet.org](http://qualitynet.org) to receive notifications about program developments. Please contact us at [qrsupport@hsag.com](mailto:qrsupport@hsag.com) or call us toll-free at 866.800.8756 if you have any questions.

# Videos (2 of 2)

## Videos

The video library contains short educational videos on key concepts in the ASC program. All videos are closed captioned, and many are available in both English and Spanish. At the end of most videos, you can print a sheet outlining the process covered in the video, as well as practice the process in an interactive simulation.

Click any link in the table below to view a video.

<b>Title (Click to view video)</b>	<b>Description</b>
<a href="#"><u>Filing for Annual Payment Update (APU) Reconsideration</u></a>	Learn about the APU reconsideration process and walk through the Reconsideration Request Form.
<a href="#"><u>Logging In to QualityNet</u></a>	Learn how to log in to the QualityNet.org website to access and report ASC data.
<a href="#"><u>ASC – Entering Web-Based Measures (English)</u></a>	Learn how to log in to QualityNet, and enter measures ASC-6, ASC-7, ASC-9, and ASC-10
<a href="#"><u>ASC – Becoming a Security Administrator (English)</u></a>	Learn how to fill out the SA form

# Program Resources (1 of 2)

## Program Resources

Materials designed to help users understand and meet the requirements of the Ambulatory Surgical Quality Reporting (ASCQR) Program

- [ASCQR Quality Reporting Questions & Answers](#) — Provides both immediate feedback for questions related to ASC quality reporting and a searchable database of past responses
- [ASCQR Frequently Asked Questions](#) — Provides feedback to the most recently asked questions regarding the ASC program
- [ASC ListServe](#) — Best source for notifications about program developments and educational opportunities
- [ASCs on QualityNet](#) — Overview and news about program; portal for access to the QualityNet Secure Portal
- [ASCQR Program Guide for New Facilities](#) — Essential information for ASCs new to the ASCQR Program
  - [Guía para el programa de reporte de calidad para instituciones nuevas](#) — Información esencial para instituciones nuevas al programa de ASCQR
- [ASCQR Reference Checklist](#) — Summary of program requirements
  - [Lista de referencia para ASCQR](#) — Resumen de los requisitos del programa
- Extraordinary Circumstance Extension/Exemption documents — For use when an ASC is unable to submit data or access medical records due to an extraordinary circumstance such as a natural disaster. ASCs must submit the form within 45 calendar days of the date of the extraordinary circumstance. \*
  - [CMS Extraordinary Circumstance Extension/Exemption Guideline](#)
  - Exemption forms may be submitted by fax (877.789.4443) or by mail to:
    - HSAG
    - Attn: ASCQR Program SC
    - 3000 Bayport Drive, Suite 300
    - Tampa, FL 33607
  - \* ASCs that are included under a blanket waiver by CMS (due to widespread natural disasters such as hurricanes, tornadoes, etc.) are not required to submit the Extraordinary Circumstance Extension or Waiver form.
- [Extraordinary Circumstance Form](#)

# Program Resources (2 of 2)

## Program Resources

Materials designed to help users understand and meet the requirements of the Ambulatory Surgical Quality Reporting (ASCQR) Program

- [ASCQR Quality Reporting Questions & Answers](#) — Provides both immediate feedback for questions related to ASC quality reporting and a searchable database of past responses
- [ASCQR Frequently Asked Questions](#) — Provides feedback to the most recently asked questions regarding the ASC program
- [ASC ListServe](#) — Best source for notifications about program developments and educational opportunities
- [ASCs on QualityNet](#) — Overview and news about program; portal for access to the QualityNet Secure Portal
- [ASCQR Program Guide for New Facilities](#) — Essential information for ASCs new to the ASCQR Program
  - [Guía para el programa de reporte de calidad para instituciones nuevas](#) — Información esencial para instituciones nuevas al programa de ASCQR
- [ASCQR Reference Checklist](#) — Summary of program requirements
  - [Lista de referencia para ASCQR](#) — Resumen de los requisitos del programa
- Extraordinary Circumstance Extension/Exemption documents — For use when an ASC is unable to submit data or access medical records due to an extraordinary circumstance such as a natural disaster. ASCs must submit the form within 45 calendar days of the date of the extraordinary circumstance. \*
  - [CMS Extraordinary Circumstance Extension/Exemption Guideline](#)



# Measure Resources

## Measure Resources and Tools

Explanatory information and guidance for use in answering program measures

- [ASC Web-Based Measures Guidelines](#) — Tips for answering ASC-6, ASC-7, ASC-8, ASC-9 and ASC-10
- [Quality Data Code Submission Guidelines](#) — Helpful facts and a measure chart for QDCs
- [Quality Data Codes Fact Sheet with CMS 1500 Form](#) — Contains sample claim forms
- [World Health Organization Surgical Safety Checklist](#) — Example of form applicable for utilization with ASC-6
- [Ambulatory Surgical Center Measure Reporting Start Dates](#)
- [Antibiotic Quick Reference Card](#)

# Measure Tools

For use in collecting data for the cataract and endoscopy measures; may be modified per the facility's needs

- Cataract Tools
  - [Data Collection Tool \(Instructions\)](#)
- Endoscopy Tools
  - [Endoscopy Tool ASC-9 and ASC-10](#)
  - [Endoscopy Tool ASC-9 Flowchart](#)
  - [Denominator Codes for ASC-9](#)
  - [Fact Sheet for ASC-9](#)
  - [Endoscopy Tool ASC-10 Flowchart](#)
  - [Denominator Codes for ASC-10](#)
  - [Fact Sheet for ASC-10](#)
- [Eligible Denominator Populations for Cataract and Endoscopy Measures](#)

# Status Listing Lookup Tools

**HOME** PROGRAM INFORMATION

**EVENTS CALENDAR** UPCOMING EVENTS

**INPATIENT >** ARCHIVED EVENTS

**OUTPATIENT >** STATUS LISTING LOOKUP TOOLS

**ASC >** DATA SUBMISSION

**EDUCATION >** VIDEOS, RESOURCES, AND TOOLS

**QIN-QIO >**

## Status Listing Lookup Tools

[Home](#) » [ASC Program](#) » Status Listing Lookup Tools

**[CCN Lookup Tool](#)**

[Click here](#) to find your facility's CMS Certification Number (CCN) by entering your facility's National Provider Identifier (NPI).

**[NHSN Status Listing](#)**

[Click here](#) to see if your facility has completed the National Healthcare Safety Network (NHSN) enrollment and submission of data for ASC-8 (Influenza Vaccination Coverage Among Healthcare Providers).

**[Web-Based Status Listing](#)**

[Click here](#) for information on your facility's web-based measures data submission.

**[www.cdc.gov/nhsn](http://www.cdc.gov/nhsn)**

---

**NHSN**

# Tools from NHSN (1 of 4)

## National Healthcare Safety Network (NHSN)

CDC's National Healthcare Safety Network is the nation's most widely used healthcare-associated infection tracking system. NHSN provides facilities, states, regions, and the nation with data needed to identify problem areas, measure progress of prevention efforts, and ultimately eliminate healthcare-associated infections.

In addition, NHSN allows healthcare facilities to track blood safety errors and important healthcare process measures such as healthcare personnel influenza vaccine status and infection control adherence rates.





### About NHSN

CDC's NHSN is the largest HAI reporting system in the U.S.




### New to NHSN? Enroll Facility Here

For first time facility enrollment.



### Data and Reports

See national and state reports using NHSN data.



### Guidelines and Recommendations

Review CDC HAI prevention guidelines.



### NHSN Member Login



### Reporting and Surveillance for Enrolled Facilities



### Group Users

View resources for group users.

### NHSN Manuals

- NHSN Manual: Biovigilance Component Protocol August 2014 [PDF - 332 KB]
- Healthcare Personnel Safety Component Manual [PDF - 755 KB]
- Patient Safety Component Manual [PDF - 4 MB]

# Tools from NHSN (2 of 4)

## National Healthcare Safety Network (NHSN)

- NHSN
- NHSN Login
- About NHSN +
- Enroll Here** -
- Enrollment for Ambulatory Surgery Centers +
- Acute Care Hospitals/Facilities +
- Enrollment for Long-term Acute Care Hospitals/Facilities +
- Enrollment for Inpatient Rehabilitation Facilities +
- Enrollment for Inpatient Psychiatric Facilities +
- Enrollment for Long-term Care Facilities +
- Enrollment for Outpatient Dialysis Facilities +

[CDC](#) > [NHSN](#)

New to NHSN? Enroll Facility Here.

Select Your Facility Type



### Acute Care Hospitals / Facilities



Enrollment for urgent care or other short-term stay facilities (e.g. critical access facilities, oncology facilities, military/VA facilities)

[More >](#)

### Ambulatory Surgery Centers



Enrollment for outpatient surgery centers.

[More >](#)

### Long-term Acute Care Facilities



Enrollment for long-term acute care hospitals (LTACs).

[More >](#)

# Tools from NHSN (3 of 4)

## National Healthcare Safety Network (NHSN)

CDC > [NHSN](#) > [Enroll Here](#)


**5-Step Enrollment for Ambulatory Surgery Centers** ←

[f](#) [t](#) [+](#)

**Note:** The following instructions are for ambulatory surgical centers (ASCs) that must enroll in NHSN for the purpose of fulfilling CMS's Ambulatory Surgical Center Quality Reporting (ASCQR) Program requirements. Participating CMS-licensed ASCs will be required to report healthcare personnel vaccination summary data via NHSN beginning with the 2014-2015 influenza season. Detailed operational guidance, training, and other information for this reporting are available at NHSN [ASC Surveillance for Healthcare Personnel Vaccination](#).

If your facility is already enrolled in NHSN, e.g. because your state requires your facility to report surgical site infections, it does not have to be re-enrolled. Your NHSN Facility Administrator may simply activate the Healthcare Personnel Safety Component in NHSN.

### Step 1: Training and Preparation



Print and follow [detailed checklist June 2015](#) to ensure successful and efficient enrollment.

Complete the [HCP Influenza Vaccination Summary: Ambulatory Surgery Centers, August 2014](#) [PDF - 3 MB] training.

Be sure to check trusted websites and spam blockers.

**Time to complete step 1: 2 hours, 45 minutes**

↓

### Step 2: Register

NHSN	
NHSN Login	
About NHSN	+
Enroll Here	-
<b>Enrollment for Ambulatory Surgery Centers</b>	-
Set-up	
Acute Care Hospitals/Facilities	+
Enrollment for Long-term Acute Care Hospitals/Facilities	+
Enrollment for Inpatient Rehabilitation Facilities	+
Enrollment for Inpatient Psychiatric Facilities	+
Enrollment for Long-term Care Facilities	+
Enrollment for Outpatient Dialysis Facilities	+
FAQs About Enrollment	
Materials for Enrolled Facilities	+
Group Users	+

# Tools from NHSN (4 of 4)



## NHSN Facility Enrollment & Set-Up Checklist for Ambulatory Surgery Centers

nhsn@cdc.gov

Complete items in order. This document is only meant for CMS-licensed ASC facilities that have not yet enrolled in NHSN. If you are confident that you are a CMS-licensed ASC and you have questions or concerns regarding your facility's enrollment status, please contact the NHSN Helpdesk: [NHSN@cdc.gov](mailto:NHSN@cdc.gov).



### NHSN Facility Enrollment Step 1: Training and Preparation

Verify if facility is a CMS-licensed ASC and CMS Certification Number (CCN) by using the facility's National Provider Identifier (NPI) and the CCN look-up tool at: <http://www.oqrsupport.com/asc/ccn>. If the facility does not have an NPI, please contact the Outpatient Outreach and Education Team using the number provided on the CCN look-up tool. If the facility does not have an NPI or does not know if the facility participates in the CMS ASCQR Program, please contact the Outpatient Outreach and Education Team via email: [oqrsupport@fmqai.com](mailto:oqrsupport@fmqai.com). Additionally, users can ask CMS for assistance through the Question and Answer tool at <https://cms-ocsq.custhelp.com>, or by calling toll-free, (866) 800-8756 weekdays from 7 a.m. to 6 p.m. ET.

Complete Healthcare Personnel Safety Component training: <http://www.cdc.gov/NHSN/PDFS/TRAINING/HCP-FLU-VACCINATION-SUMMARY-REPORTING-ASC-TRAINING-SLIDES.PDF>.

### Step 2: Register with NHSN

Read and agree to the NHSN Rules of Behavior at <http://nhsn.cdc.gov/RegistrationForm/index>.

Register your email address and the facility with NHSN (requires a facility ID, like a CMS Certification number [CCN]).



# Putting Your Toolkit Together

- We have reviewed the primary tools, locations, and access to many resources for the ASCQR Program.
- QualityNet, Quality Reporting Center, and NHSN are the three most important websites for program resources.
- Be sure to run reports to keep your facility's performance in check.

# Questions

---



# Continuing Education Approval

This program has been approved for 1.0 continuing education (CE) unit for the following professional boards:

- Florida Board of Clinical Social Work, Marriage and Family Therapy and Mental Health Counseling
- Florida Board of Nursing Home Administrators
- Florida Council of Dietetics
- Florida Board of Pharmacy
- Board of Registered Nursing (Provider #16578)
  - It is your responsibility to submit this form to your accrediting body for credit.

# CE Credit Process

- Complete the ReadyTalk® survey that will pop up after the webinar, or wait for the survey that will be sent to all registrants within the next 48 hours.
- After completion of the survey, click “Done” at the bottom of the screen.
- Another page will open that asks you to register in HSAG’s Learning Management Center.
  - This is a separate from registering for the webinar. If you have not registered at the Learning Management Center, you will **not** receive your certificate.
  - Please use your **personal** email so you can receive your certificate.
  - Healthcare facilities have firewalls that block our certificates.

# CE Certificate Problems?

- If you do not immediately receive a response to the email you used to register in the Learning Management Center, a firewall is blocking the survey link.
- Please go back to the New User link and register your personal email account.
- Personal emails are not blocked by firewalls.

# CE Credit Process: Survey

No

Please provide any additional comments

**10. What is your overall level of satisfaction with this presentation?**

Very satisfied

Somewhat satisfied

Neutral

Somewhat dissatisfied

Very dissatisfied

If you answered "very dissatisfied", please explain

**11. What topics would be of interest to you for future presentations?**

**12. If you have questions or concerns, please feel free to leave your name and phone number or email address and we will contact you.**

Done

Powered by **SurveyMonkey**  
Check out our [sample surveys](#) and create your own now!

# CE Credit Process

Thank you for completing our survey!

Please click on one of the links below to obtain your certificate for your state licensure.

You must be registered with the learning management site.

**New User Link:**

<https://lmc.hshapps.com/register/default.aspx?ID=da0a12bc-db39-408f-b429-d6f6b9ccb1ae>

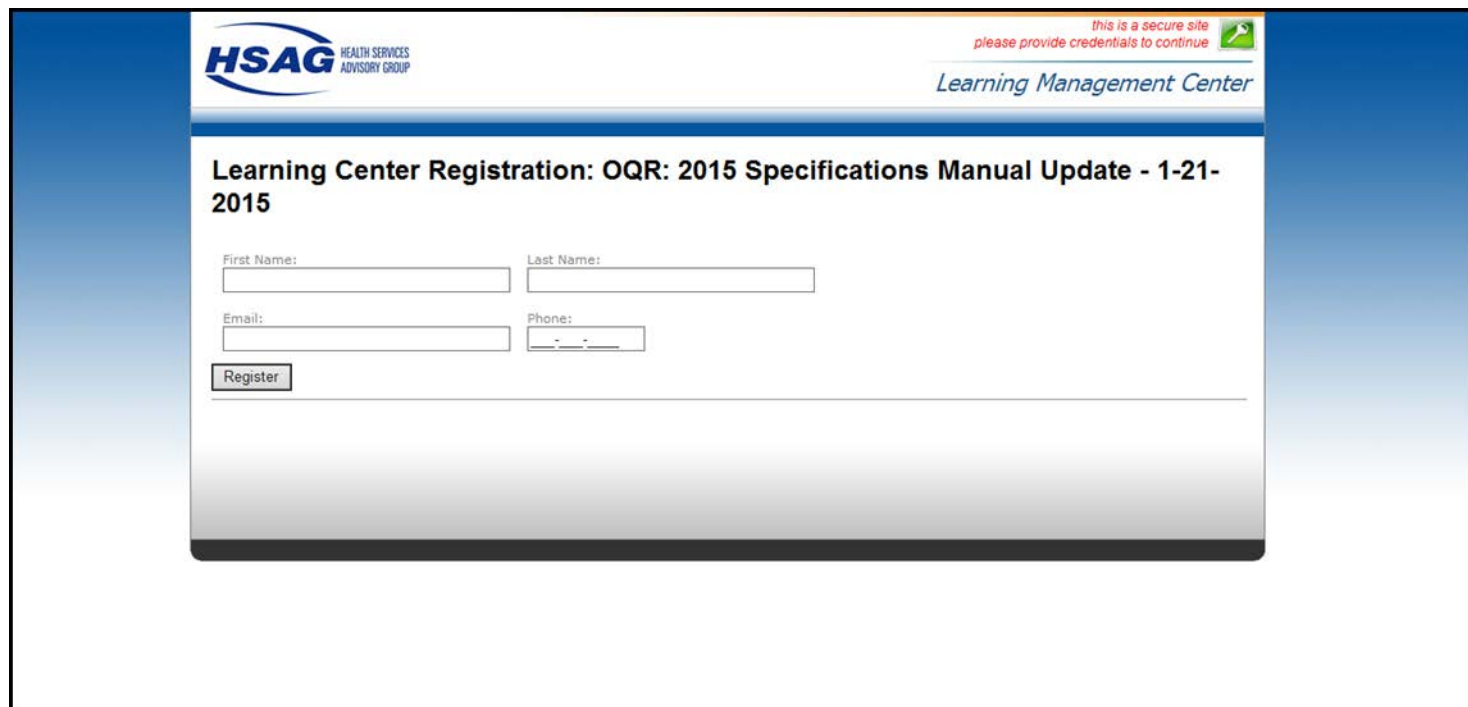
**Existing User Link:**

<https://lmc.hshapps.com/test/adduser.aspx?ID=da0a12bc-db39-408f-b429-d6f6b9ccb1ae>

**Note:** If you click the 'Done' button below, you will not have the opportunity to receive your certificate without participating in a longer survey.

Done

# CE Credit Process: New User



The screenshot shows a web page for registration. At the top left is the HSAG logo (Health Services Advisory Group). At the top right, there is a security notice: "this is a secure site please provide credentials to continue" with a lock icon. Below this is the text "Learning Management Center". The main heading is "Learning Center Registration: OQR: 2015 Specifications Manual Update - 1-21-2015". The registration form includes fields for "First Name:", "Last Name:", "Email:", and "Phone:". Below the fields is a "Register" button.

HSAG HEALTH SERVICES ADVISORY GROUP

this is a secure site  
please provide credentials to continue

Learning Management Center

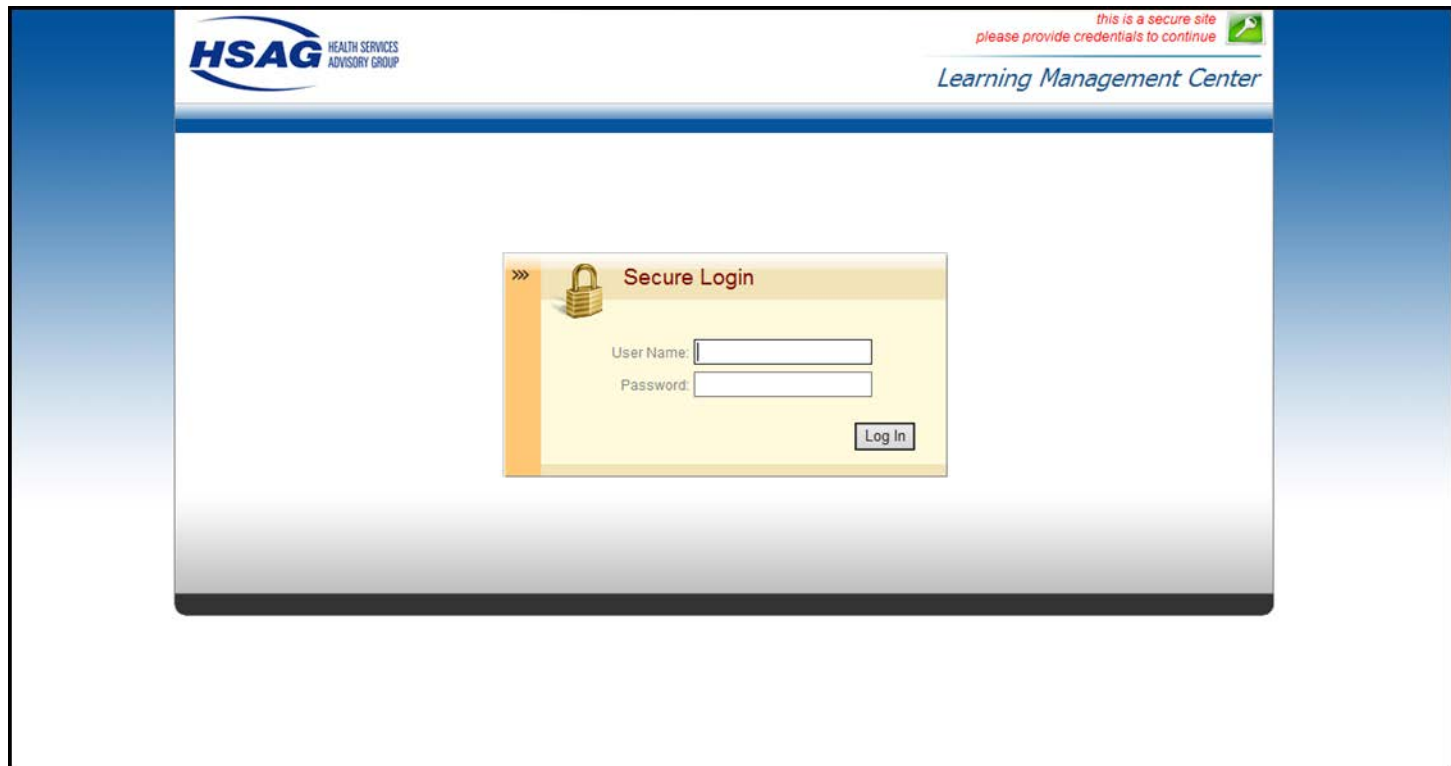
**Learning Center Registration: OQR: 2015 Specifications Manual Update - 1-21-2015**

First Name:  Last Name:

Email:  Phone:



# CE Credit Process: Existing User



The screenshot displays the login interface for the HSAG Learning Management Center. At the top left, the HSAG logo is accompanied by the text "HEALTH SERVICES ADVISORY GROUP". At the top right, a security notice reads "this is a secure site please provide credentials to continue" next to a small green icon. Below this, the text "Learning Management Center" is displayed. The central focus is a "Secure Login" box with a yellow background and a lock icon. It contains two input fields: "User Name:" and "Password:". A "Log In" button is positioned at the bottom right of the login box.

# Thank You for Participating!

Please contact the Support Contractor if you have any questions:

- Submit questions online through the QualityNet Question & Answer Tool at [www.qualitynet.org](http://www.qualitynet.org)

*Or*

- Call the Support Contractor at 866.800.8756.