

eCQM Next Generation of Hospital Quality Reporting
Navigation Guide
Fall 2019



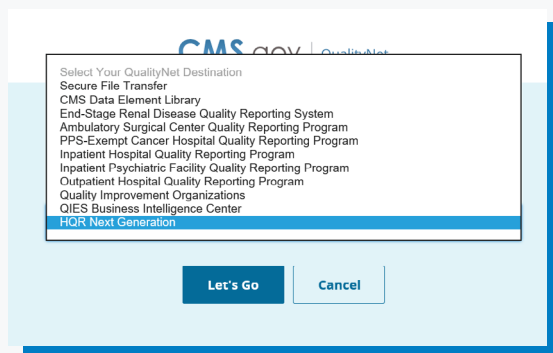
Overview

In the fall of 2018, CMS began implementing updates to the Hospital Quality Reporting (HQR) system, accessible via the *QualityNet Secure Portal*, to improve the experience for program stakeholders. These new, enhanced features of the User Interface (UI) were integrated as part of the Next Generation of Hospital Quality Reporting. The scope of this document is limited to instructions for hospitals and vendors to access the upgraded electronic clinical quality measures (eCQM) UI for the 2018 reporting period and beyond for the Centers for Medicare & Medicaid Services (CMS) Hospital Inpatient Quality Reporting (IQR) and Promoting Interoperability Programs.

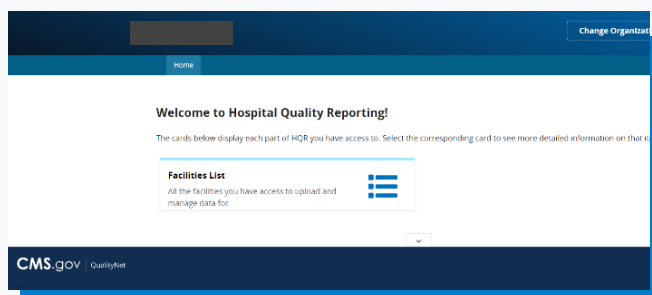
Upgraded eCQM UI – Next Generation Hospital Quality Reporting

Users are able to view eCQM data from calendar year (CY) 2018 and forward using the upgraded UI within the *QualityNet Secure Portal*. Follow the instructions below to access the upgraded eCQM UI:

1. Navigate to the [QualityNet website](#).
2. Select **Log In** under the *Log in to Secure Portal* header.
3. Select **HQR Next Generation** from the **Select Your QualityNet Destination** dashboard.



4. Select **Let's Go**.
5. Enter your *QualityNet* User ID, Password, and Security Code. Then, select **Submit**.
6. Read the Terms and Conditions statement. Then, select **I Accept** to continue.
7. Users are presented with the “Welcome to Hospital Quality Reporting!” home page. NOTE: Users who want to return to this home page at any time, can click the Home button at the top of the screen.
8. Hospitals and vendors, reporting on behalf of one hospital, will be presented with **eCQM** for selection; vendors and other users who have access and permission to submit on behalf of multiple hospitals must select **Facilities List**.



9. After selecting **Facilities List**, a new page will open that allows the user to specify a facility and view the eCQM data.

Change Organization

The table below displays all facilities in the Hospital Quality Reporting System. From here, you can search by organization name or CCN to select an organization, or sort and select from the results below.

Search

Reset

Name	Org ID

10. If the user is looking for a specific facility that is not displayed, search for a specific user-authorized organization by entering the organization name or ID (such as the CMS Certification Number).

Change Organization

The table below displays all facilities in the Hospital Quality Reporting System. From here, you can search by organization name or CCN to select an organization, or sort and select from the results below.

Search

330

Reset

Name	Org ID

11. Select the hospital by clicking on the **name of the organization**. The page will refresh, and the data will be available to view.

HOSPITAL

Change Organization

Home

Welcome to Hospital Quality Reporting!

The cards below display each part of HQR you have access to. Select the corresponding card to see more detailed information on that item.

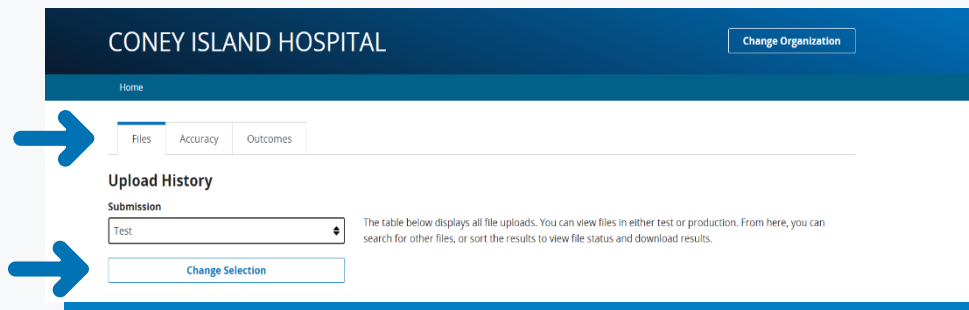
Public Reporting

Preview of Hospital Compare data prior to public display.

eCQM

Track Status and validation of EHR patient files.

12. Upon selection of **eCQM**, the upgraded UI defaults to the Files tab where a user can view QRDA Category I file uploads for test and production submissions. The Upload History defaults to test; the user has the option to view test or production batch QRDA Category I file submissions from the drop-down menu. To view Production submissions, select **Production** from the drop-down menu and click the **Change Selection** button. The page will refresh.



CONEY ISLAND HOSPITAL

Home

Change Organization

Files Accuracy Outcomes

Upload History

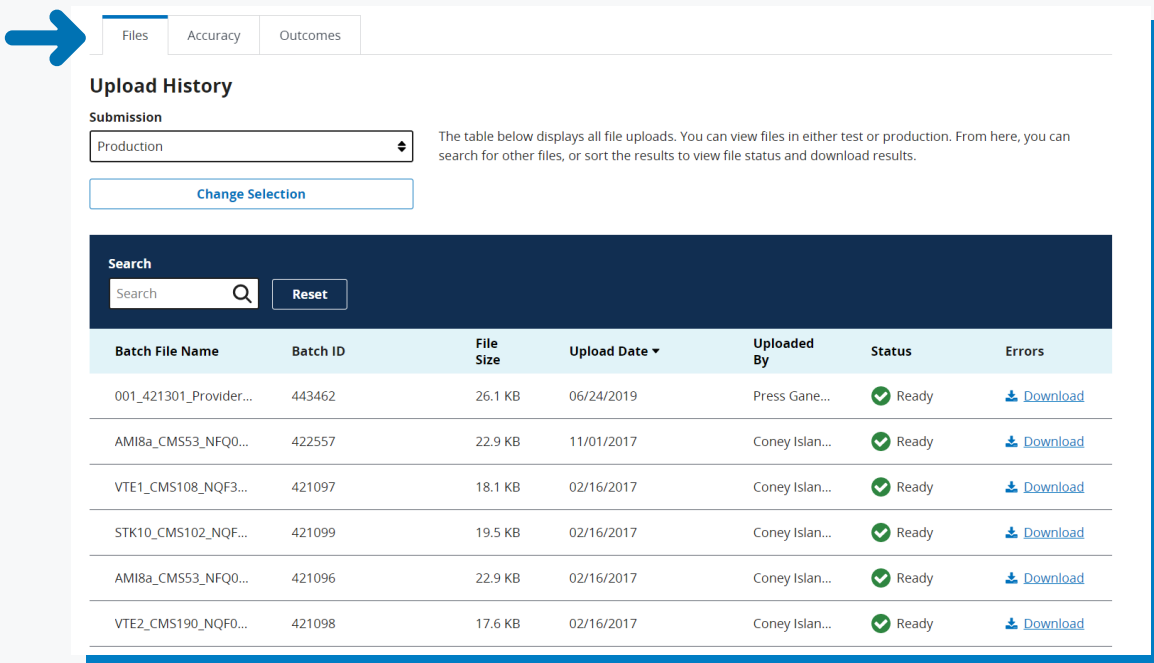
Submission

Test

Change Selection

The table below displays all file uploads. You can view files in either test or production. From here, you can search for other files, or sort the results to view file status and download results.

13. The Files Upload History UI displays the following details for test and production file submissions: batch file name; batch ID; file size; upload date; identifies who uploaded the batch file; the status of the hospital's submission; and provides the ability to export the errors for the specified batch of QRDA Category I files. The "Ready" status indicates users are able to download the files by batch. The statuses of "Processing" and "Deleted" are also available. The "Processing" status indicates that the submitted batch of QRDA Category I files is still in progress at that moment in time. The "Deleted" status will only be displayed when the complete batch is deleted.



Files Accuracy Outcomes

Upload History

Submission

Production

Change Selection

The table below displays all file uploads. You can view files in either test or production. From here, you can search for other files, or sort the results to view file status and download results.

Batch File Name	Batch ID	File Size	Upload Date	Uploaded By	Status	Errors
001_421301_Provider...	443462	26.1 KB	06/24/2019	Press Gane...	Ready	Download
AMI8a_CMS53_NFQ0...	422557	22.9 KB	11/01/2017	Coney Islan...	Ready	Download
VTE1_CMS108_NQF3...	421097	18.1 KB	02/16/2017	Coney Islan...	Ready	Download
STK10_CMS102_NQF...	421099	19.5 KB	02/16/2017	Coney Islan...	Ready	Download
AMI8a_CMS53_NFQ0...	421096	22.9 KB	02/16/2017	Coney Islan...	Ready	Download
VTE2_CMS190_NQF0...	421098	17.6 KB	02/16/2017	Coney Islan...	Ready	Download

14. To export the comma separated values (CSV) file to review the errors, often referred to as conformance statements, which cause the QRDA I files to reject, click the **Download** button for the corresponding batch file name. A sample CSV file is below:

1	FileName	CCN	BatchID	UploadDate	Uploaded	Status	ErrorDetails			
2	IPP_0_DENOM_0_NUMER_0_DENEX_0_DENEXCEP_0_STK3_PatientLessThan18.xml		444635	8/23/2019		ACCEPTED	INFO: File Accepted			
3	IPP_0_DENOM_0_NUMER_0_DENEX_0_DENEXCEP_0_STK3_StayGreaterThan120Days.xml		444635	8/23/2019		ACCEPTED	INFO: File Accepted			
4	IPP_1_DENOM_0_NUMER_0_DENEX_0_DENEXCEP_0_STK3_HemorrhagicStroke.xml		444635	8/23/2019		ACCEPTED	INFO: File Accepted			
5	IPP_1_DENOM_0_NUMER_0_DENEX_0_DENEXCEP_0_STK3_IschemicStroke.xml		444635	8/23/2019		ACCEPTED	INFO: File Accepted			
6	IPP_1_DENOM_0_NUMER_0_DENEX_0_DENEXCEP_0_STK3_StayEquals120Days.xml		444635	8/23/2019		ACCEPTED	INFO: File Accepted			
7	IPP_1_DENOM_1_NUMER_0_DENEX_0_DENEXCEP_0_STK3_AnticoagulantTherapyAtDischargeWOAuthorDT.xml		444635	8/23/2019		REJECTED	ERROR: SHALL contain exactly one [1..1] effectiveTime (C			
8	IPP_1_DENOM_1_NUMER_0_DENEX_0_DENEXCEP_0_STK3_HistoryAtrialFibrillation.xml		444635	8/23/2019		ACCEPTED	INFO: File Accepted			
9	IPP_1_DENOM_1_NUMER_0_DENEX_0_DENEXCEP_0_STK3_WithAtrialAblationProcedure.xml		444635	8/23/2019		ACCEPTED	INFO: File Accepted			
10	IPP_1_DENOM_1_NUMER_0_DENEX_0_DENEXCEP_0_STK3_WithCurrentDiagnosisAtrialAblation.xml		444635	8/23/2019		ACCEPTED	INFO: File Accepted			
11	IPP_1_DENOM_1_NUMER_1_DENEX_0_DENEXCEP_0_STK3_AnticoagulantTherapyAtDischarge.xml		444635	8/23/2019		ACCEPTED	INFO: File Accepted			
12	IPP_1_DENOM_1_NUMER_1_DENEX_0_DENEXCEP_1_STK3_AnticoagulantTherapyMedialReason.xml		444635	8/23/2019		ACCEPTED	INFO: File Accepted			
13	IPP_1_DENOM_1_NUMER_1_DENEX_0_DENEXCEP_1_STK3_AnticoagulantTherapyPatientRefusal.xml		444635	8/23/2019		ACCEPTED	INFO: File Accepted			
14	IPP_1_DENOM_1_NUMER_1_DENEX_1_DENEXCEP_0_STK3_DischargedToHealthCareFacForHospice.xml		444635	8/23/2019		ACCEPTED	INFO: File Accepted			
15	IPP_1_DENOM_1_NUMER_1_DENEX_1_DENEXCEP_0_STK3_DischargedToHomeForHospice.xml		444635	8/23/2019		ACCEPTED	INFO: File Accepted			
16	IPP_1_DENOM_1_NUMER_1_DENEX_1_DENEXCEP_0_STK3_DischargeToAcuteCareFac.xml		444635	8/23/2019		ACCEPTED	INFO: File Accepted			
17	IPP_1_DENOM_1_NUMER_1_DENEX_1_DENEXCEP_0_STK3_LeftAgainstMedAdvice.xml		444635	8/23/2019		ACCEPTED	INFO: File Accepted			
18	IPP_1_DENOM_1_NUMER_1_DENEX_1_DENEXCEP_0_STK3_PatientExpired.xml		444635	8/23/2019		ACCEPTED	INFO: File Accepted			

- When a user returns to the **Files Upload History** UI and selects the **Accuracy** tab at the top of the page, additional eCOM file validation submission data are available.

NOTE: The UI defaults to the **Test** submission type and the most current CY quarter; the user has the option to select test or production submissions in the drop-down menu. If data are not currently available for the selected submission type and quarter, a message will display indicating no data are currently available as shown below.

Files

Accuracy

Outcomes

eCQM Submission

The table below displays all file uploads. You can view files in either test or production. From here, you can search for other files, or sort the results to view file status and download results.

Submission

Quarter

Test

Q3 2019

Change Selection

0

Total Files

0

Accepted Files

0

Rejected Files

Search

Reset

Export Results

No data is currently available

Data for your selection is not ready at this time. Once files are uploaded and processed, this area will be updated and the data will be available for viewing.

- After selecting the **Submission** type and reporting **quarter**, click the **Change Selection** button. The UI will refresh and provide a status of all QRDA Category I patient-level files submitted for that quarter. Users are able to perform a further search for a specific patient file. For example, if a user would like to review the rejected files, select the Rejected Files button to display the QRDA Category I patient files with a “Rejected” status.

Files
Accuracy
Outcomes

eCQM Submission

The table below displays all file uploads. You can view files in either test or production. From here, you can search for other files, or sort the results to view file status and download results.

Submission: Test
Quarter: Q1 2019

Change Selection

0

Accepted Files

9

Total Files

9

Rejected Files

Search

Search

Reset

Export Results

Patient File Name	Batch ID	Batch File Name	Upload Date	Uploaded By	Status	Errors
ED1_2019_upd...	443981	ED1_2019_upda...	07/31/2019		Rejected	1*
AM18a_ED_201...	443842	AM18a_ED_2019...	07/09/2019		Rejected	1*
ED1_2019_upd...	443519	ED1_2019_upda...	06/27/2019		Rejected	1*

- If a user would like to export the file processing results for further review, click the **Export Results** button to produce a CSV file. The Accuracy Page export supports the user's efforts to review accepted patient files and review errors of rejected files for revision and resubmission to the *QualityNet Secure Portal* to achieve acceptance status.

Discharge CCN	ProviderName	UploadedBy	Submitter	CMS Certification Number	PatientFileName	BatchID	BatchFileName	UploadDate	Status	ErrorDetails	Submis
Q1 2019	AR0EDICPESAB	IPP_1_DENOM_0_NUMER_0_DENEX_0_DENEXCEP_0	444635 sk_03_670023.zip	9/23/2019	ACCEPT1INFO: File Accepted						PROD
Q1 2019	AR0EDICPESAB	IPP_1_DENOM_0_NUMER_0_DENEX_0_DENEXCEP_0	444635 sk_03_670023.zip	9/23/2019	ACCEPT1INFO: File Accepted						PROD
Q1 2019	AR0EDICPESAB	IPP_1_DENOM_0_NUMER_0_DENEX_0_DENEXCEP_0	444635 sk_03_670023.zip	9/23/2019	ACCEPT1INFO: File Accepted						PROD
Q1 2019	AR0EDICPESAB	IPP_1_DENOM_0_NUMER_0_DENEX_0_DENEXCEP_0	444635 sk_03_670023.zip	9/23/2019	REJECT1ERROR: SHALL contain exactly one [L_1] effectiveTime [CONF:1098-7508] such that it SHALL contain either a low or a @value but not both [C						PROD
Q1 2019	AR0EDICPESAB	IPP_1_DENOM_0_NUMER_0_DENEX_0_DENEXCEP_0	444635 sk_03_670023.zip	9/23/2019	ACCEPT1INFO: File Accepted						PROD
Q1 2019	AR0EDICPESAB	IPP_1_DENOM_0_NUMER_0_DENEX_0_DENEXCEP_0	444635 sk_03_670023.zip	9/23/2019	ACCEPT1INFO: File Accepted						PROD
Q1 2019	AR0EDICPESAB	IPP_1_DENOM_0_NUMER_0_DENEX_0_DENEXCEP_0	444635 sk_03_670023.zip	9/23/2019	ACCEPT1INFO: File Accepted						PROD
Q1 2019	AR0EDICPESAB	IPP_1_DENOM_0_NUMER_0_DENEX_0_DENEXCEP_0	444635 sk_03_670023.zip	9/23/2019	ACCEPT1INFO: File Accepted						PROD
Q1 2019	AR0EDICPESAB	IPP_1_DENOM_0_NUMER_0_DENEX_0_DENEXCEP_0	444635 sk_03_670023.zip	9/23/2019	ACCEPT1INFO: File Accepted						PROD
Q1 2019	AR0EDICPESAB	IPP_1_DENOM_0_NUMER_0_DENEX_0_DENEXCEP_0	444635 sk_03_670023.zip	9/23/2019	ACCEPT1INFO: File Accepted						PROD
Q1 2019	AR0EDICPESAB	IPP_1_DENOM_0_NUMER_0_DENEX_0_DENEXCEP_0	444635 sk_03_670023.zip	9/23/2019	ACCEPT1INFO: File Accepted						PROD
Q1 2019	AR0EDICPESAB	IPP_1_DENOM_0_NUMER_0_DENEX_0_DENEXCEP_0	444635 sk_03_670023.zip	9/23/2019	ACCEPT1INFO: File Accepted						PROD
Q1 2019	AR0EDICPESAB	IPP_1_DENOM_0_NUMER_0_DENEX_0_DENEXCEP_0	444635 sk_03_670023.zip	9/23/2019	ACCEPT1INFO: File Accepted						PROD
Q1 2019	AR0EDICPESAB	IPP_1_DENOM_0_NUMER_0_DENEX_0_DENEXCEP_0	444635 sk_03_670023.zip	9/23/2019	ACCEPT1INFO: File Accepted						PROD
Q1 2019	AR0EDICPESAB	IPP_1_DENOM_0_NUMER_0_DENEX_0_DENEXCEP_0	444635 sk_03_670023.zip	9/23/2019	ACCEPT1INFO: File Accepted						PROD
Q1 2019	AR0EDICPESAB	IPP_1_DENOM_0_NUMER_0_DENEX_0_DENEXCEP_0	444635 sk_03_670023.zip	9/23/2019	ACCEPT1INFO: File Accepted						PROD
Q1 2019	AR0EDICPESAB	IPP_1_DENOM_0_NUMER_0_DENEX_0_DENEXCEP_0	444635 sk_03_670023.zip	9/23/2019	ACCEPT1INFO: File Accepted						PROD
Q1 2019	AR0EDICPESAB	IPP_1_DENOM_0_NUMER_0_DENEX_0_DENEXCEP_0	444635 sk_03_670023.zip	9/23/2019	ACCEPT1INFO: File Accepted						PROD
Q1 2019	AR0EDICPESAB	IPP_1_DENOM_0_NUMER_0_DENEX_0_DENEXCEP_0	444635 sk_03_670023.zip	9/23/2019	ACCEPT1INFO: File Accepted						PROD
Q1 2019	AR0EDICPESAB	IPP_1_DENOM_0_NUMER_0_DENEX_0_DENEXCEP_0	444635 sk_03_670023.zip	9/23/2019	ACCEPT1INFO: File Accepted						PROD
Q1 2019	AR0EDICPESAB	IPP_1_DENOM_0_NUMER_0_DENEX_0_DENEXCEP_0	444635 sk_03_670023.zip	9/23/2019	ACCEPT1INFO: File Accepted						PROD
Q1 2019	AR0EDICPESAB	IPP_1_DENOM_0_NUMER_0_DENEX_0_DENEXCEP_0	444635 sk_03_670023.zip	9/23/2019	ACCEPT1INFO: File Accepted						PROD
Q1 2019	AR0EDICPESAB	IPP_1_DENOM_0_NUMER_0_DENEX_0_DENEXCEP_0	444635 sk_03_670023.zip	9/23/2019	ACCEPT1INFO: File Accepted						PROD
Q1 2019	AR0EDICPESAB	IPP_1_DENOM_0_NUMER_0_DENEX_0_DENEXCEP_0	444635 sk_03_670023.zip	9/23/2019	ACCEPT1INFO: File Accepted						PROD
Q1 2019	AR0EDICPESAB	IPP_1_DENOM_0_NUMER_0_DENEX_0_DENEXCEP_0	444635 sk_03_670023.zip	9/23/2019	ACCEPT1INFO: File Accepted						PROD
Q1 2019	AR0EDICPESAB	IPP_1_DENOM_0_NUMER_0_DENEX_0_DENEXCEP_0	444635 sk_03_670023.zip	9/23/2019	ACCEPT1INFO: File Accepted						PROD
Q1 2019	AR0EDICPESAB	IPP_1_DENOM_0_NUMER_0_DENEX_0_DENEXCEP_0	444635 sk_03_670023.zip	9/23/2019	ACCEPT1INFO: File Accepted						PROD
Q1 2019	AR0EDICPESAB	IPP_1_DENOM_0_NUMER_0_DENEX_0_DENEXCEP_0	444635 sk_03_670023.zip	9/23/2019	ACCEPT1INFO: File Accepted						PROD
Q1 2019	AR0EDICPESAB	IPP_1_DENOM_0_NUMER_0_DENEX_0_DENEXCEP_0	444635 sk_03_670023.zip	9/23/2019	ACCEPT1INFO: File Accepted						PROD
Q1 2019	AR0EDICPESAB	IPP_1_DENOM_0_NUMER_0_DENEX_0_DENEXCEP_0	444635 sk_03_670023.zip	9/23/2019	ACCEPT1INFO: File Accepted						PROD
Q1 2019	AR0EDICPESAB	IPP_1_DENOM_0_NUMER_0_DENEX_0_DENEXCEP_0	444635 sk_03_670023.zip	9/23/2019	ACCEPT1INFO: File Accepted						PROD
Q1 2019	AR0EDICPESAB	IPP_1_DENOM_0_NUMER_0_DENEX_0_DENEXCEP_0	444635 sk_03_670023.zip	9/23/2019	ACCEPT1INFO: File Accepted						PROD
Q1 2019	AR0EDICPESAB	IPP_1_DENOM_0_NUMER_0_DENEX_0_DENEXCEP_0	444635 sk_03_670023.zip	9/23/2019	ACCEPT1INFO: File Accepted						PROD
Q1 2019	AR0EDICPESAB	IPP_1_DENOM_0_NUMER_0_DENEX_0_DENEXCEP_0	444635 sk_03_670023.zip	9/23/2019	ACCEPT1INFO: File Accepted						PROD
Q1 2019	AR0EDICPESAB	IPP_1_DENOM_0_NUMER_0_DENEX_0_DENEXCEP_0	444635 sk_03_670023.zip	9/23/2019	ACCEPT1INFO: File Accepted						PROD
Q1 2019	AR0EDICPESAB	IPP_1_DENOM_0_NUMER_0_DENEX_0_DENEXCEP_0	444635 sk_03_670023.zip	9/23/2019	ACCEPT1INFO: File Accepted						PROD
Q1 2019	AR0EDICPESAB	IPP_1_DENOM_0_NUMER_0_DENEX_0_DENEXCEP_0	444635 sk_03_670023.zip	9/23/2019	ACCEPT1INFO: File Accepted						PROD
Q1 2019	AR0EDICPESAB	IPP_1_DENOM_0_NUMER_0_DENEX_0_DENEXCEP_0	444635 sk_03_670023.zip	9/23/2019	ACCEPT1INFO: File Accepted						PROD
Q1 2019	AR0EDICPESAB	IPP_1_DENOM_0_NUMER_0_DENEX_0_DENEXCEP_0	444635 sk_03_670023.zip	9/23/2019	ACCEPT1INFO: File Accepted						PROD
Q1 2019	AR0EDICPESAB	IPP_1_DENOM_0_NUMER_0_DENEX_0_DENEXCEP_0	444635 sk_03_670023.zip	9/23/2019	ACCEPT1INFO: File Accepted						PROD
Q1 2019	AR0EDICPESAB	IPP_1_DENOM_0_NUMER_0_DENEX_0_DENEXCEP_0	444635 sk_03_670023.zip	9/23/2019	ACCEPT1INFO: File Accepted						PROD
Q1 2019	AR0EDICPESAB	IPP_1_DENOM_0_NUMER_0_DENEX_0_DENEXCEP_0	444635 sk_03_670023.zip	9/23/2019	ACCEPT1INFO: File Accepted						PROD
Q1 2019	AR0EDICPESAB	IPP_1_DENOM_0_NUMER_0_DENEX_0_DENEXCEP_0	444635 sk_03_670023.zip	9/23/2019	ACCEPT1INFO: File Accepted						PROD
Q1 2019	AR0EDICPESAB	IPP_1_DENOM_0_NUMER_0_DENEX_0_DENEXCEP_0	444635 sk_03_670023.zip	9/23/2019	ACCEPT1INFO: File Accepted						PROD
Q1 2019	AR0EDICPESAB	IPP_1_DENOM_0_NUMER_0_DENEX_0_DENEXCEP_0	444635 sk_03_670023.zip	9/23/2019	ACCEPT1INFO: File Accepted						PROD
Q1 2019	AR0EDICPESAB	IPP_1_DENOM_0_NUMER_0_DENEX_0_DENEXCEP_0	444635 sk_03_670023.zip	9/23/2019	ACCEPT1INFO: File Accepted						PROD
Q1 2019	AR0EDICPESAB	IPP_1_DENOM_0_NUMER_0_DENEX_0_DENEXCEP_0	444635 sk_03_670023.zip	9/23/2019	ACCEPT1INFO: File Accepted						PROD
Q1 2019	AR0EDICPESAB	IPP_1_DENOM_0_NUMER_0_DENEX_0_DENEXCEP_0	444635 sk_03_670023.zip	9/23/2019	ACCEPT1INFO: File Accepted						PROD
Q1 2019	AR0EDICPESAB	IPP_1_DENOM_0_NUMER_0_DENEX_0_DENEXCEP_0	444635 sk_03_670023.zip	9/23/2019	ACCEPT1INFO: File Accepted						PROD
Q1 2019	AR0EDICPESAB	IPP_1_DENOM_0_NUMER_0_DENEX_0_DENEXCEP_0	444635 sk_03_670023.zip	9/23/2019	ACCEPT1INFO: File Accepted						PROD
Q1 2019	AR0EDICPESAB	IPP_1_DENOM_0_NUMER_0_DENEX_0_DENEXCEP_0	444635 sk_03_670023.zip	9/23/2019	ACCEPT1INFO: File Accepted						PROD
Q1 2019	AR0EDICPESAB	IPP_1_DENOM_0_NUMER_0_DENEX_0_DENEXCEP_0	444635 sk_03_670023.zip	9/23/2019	ACCEPT1INFO: File Accepted						PROD
Q1 2019	AR0EDICPESAB	IPP_1_DENOM_0_NUMER_0_DENEX_0_DENEXCEP_0	444635 sk_03_670023.zip	9/23/2019	ACCEPT1INFO: File Accepted						PROD
Q1 2019	AR0EDICPESAB	IPP_1_DENOM_0_NUMER_0_DENEX_0_DENEXCEP_0	444635 sk_03_670023.zip	9/23/2019	ACCEPT1INFO: File Accepted						PROD
Q1 2019	AR0EDICPESAB	IPP_1_DENOM_0_NUMER_0_DENEX_0_DENEXCEP_0	444635 sk_03_670023.zip	9/23/2019	ACCEPT1INFO: File Accepted						PROD
Q1 2019	AR0EDICPESAB	IPP_1_DENOM_0_NUMER_0_DENEX_0_DENEXCEP_0	444635 sk_03_670023.zip	9/23/2019	ACCEPT1INFO: File Accepted						PROD
Q1 2019	AR0EDICP										

- Selecting the Outcomes tab allows the user to view measure results for accepted QRDA Category I patient files. NOTE: The page defaults to the test submission type and the most current CY quarter; the user has the option to view test or production submissions in the drop-down box. If data are not currently available for the selected submission type and quarter, a message will display indicating no data are currently available, as shown below on the right.

Files
Accuracy
Outcomes

Measure Results

Below are your submitted files. You can review how episodes of care are evaluated by measure logic or download reports.

Submission: Production
Quarter: Q1 2019

Select Measures: All

Change Selection

Search

Search

Reset

Export Results

Patient File Name	Measure(s)	Evaluated Episodes	Upload Date	Batch ID
IPP_1_DENOM_0_NUMER...	PC-65*	1	07/31/2019	444029
IPP_1_DENOM_1_NUMER...	PC-40*	1	07/31/2019	444029
IPP_0_DENOM_0_NUMER...	PC-40*	1	07/31/2019	444029

Files

Accuracy

Outcomes

Measure Results

Below are your submitted files. You can review how episodes of care are evaluated by measure logic or download reports.

Submission: Test
Quarter: Q3 2019

Select Measures: All

Change Selection

Search

Search

Reset

Export Results

No data is currently available

Data for your selection is not ready at this time. Once files are uploaded and processed, this area will be updated and the data will be available for viewing.

19. Choosing the **Select Measures** drop-down menu to select a specific eQOM will allow the user to sort and filter the measure outcomes even further. After a selection is made, click the **Change Selection** button. The page will refresh.

Measure Results

Below are your submitted files. You can review how episodes of care are evaluated by measure logic or download reports.

Submission Quarter

Select Measures

ED-1

Change Selection

ED-1
44
Episodes

8
IPP Not Met

0
IPP Met

20
Meas. Pop.16
Meas. Pop. Excl.28
Strat. 1

8
Strat. 2

<div> <div>Search</div> <div> <input type="text" value="Search"/> <div>Q</div> </div> <div>Reset</div> <div>Export Results</div> </div>				
Patient File Name	Measure(s)	Evaluated Episodes	Upload Date ▾	Batch ID
IPP_1_MOBS_0_MSRPOP...	ED-1 [*]	1	07/12/2019	443876
IPP_1_MOBS_0_MSRPOP...	ED-1 [*]	1	07/12/2019	443876
IPP_1_MOBS_0_MSRPOP...	ED-1 [*]	1	07/12/2019	443876
IPP_1_MOBS_0_MSRPOP...	ED-1 [*]	1	07/12/2019	443876

If a user would like to export the file processing results for further review, click the **Export Results** button to produce a CSV file.

[illegible]

Resources

Topic	Who to Contact?	How to Contact?
<i>QualityNet Secure Portal</i> (reports, PSVA tool, uploading data, and troubleshooting file errors) Promoting Interoperability Program and Policy (previously known as the EHR Incentive Program) (objectives, attestation and policy)	<i>QualityNet</i> Help Desk	(866) 288-2912 qnetssupport@hcqis.org
Hospital IQR Program and Policy	Hospital Inpatient Support Team	(844) 472-4477 https://cms-ip.custhelp.com/
eCQM Specifications (code sets, measure logic and measure intent)	ONC Jira Issue Trackers	eCQM Issue Tracker https://oncprojecttracking.healthit.gov/ support/projects/CQM/summary
QRDA-related Questions (CMS Implementation Guide, Sample Files and Schematrons)		QRDA Issue Tracker https://oncprojecttracking.healthit.gov/ support/projects/QRDA/summary
eCQM Data Validation	Validation Support Team	Validation@hcqis.org or https://cms-ip.custhelp.com/