

Welcome!

- **Audio for this event is available via GlobalMeet® Internet streaming.**
- **Connect via Chrome.**
- **No telephone line is required.**
- **Computer speakers or headphones are necessary to listen to streaming audio.**
- **Limited dial-in lines are available. Please request a dial-in line via the “Ask a Question” box.**
- **This event is being recorded.**



Troubleshooting Audio

Audio from computer speakers breaking up?

Audio suddenly stop?

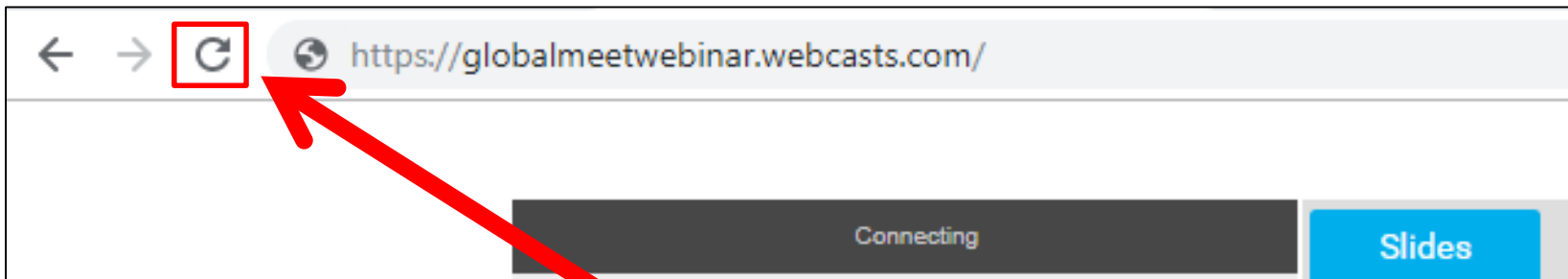
Click Refresh

– or –

Press F5



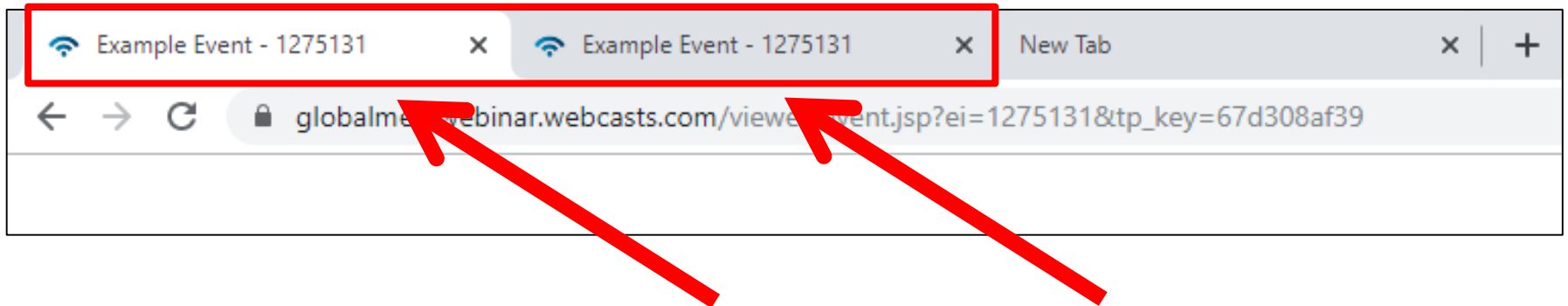
F5 Key
Top Row of Keyboard



Refresh

Troubleshooting Echo

- Hear a bad echo on the call?
- Echo is caused by multiple browsers/tabs open to a single event (multiple audio feeds).
- Close all but one browser/tab and the echo will clear.



Example of Two Browsers/Tabs Open in Same Event



Hospital IQR Program FY 2022

Chart-Abstracted Validation Overview for Randomly Selected Hospitals

Alex Feilmeier, MHA

Lead Solutions Specialist

Value, Incentives, and Quality Reporting Center (VIQRC) Validation Support Contractor

Moderator

Candace Jackson, ADN

Project Lead, Hospital Inpatient Quality Reporting (IQR) Program

Inpatient Value, Incentives, and Quality Reporting (VIQR)

Outreach and Education Support Contractor

January 29, 2020

Purpose

The purpose of this webinar is to share information regarding the CMS Hospital IQR Program chart-abstracted data validation process for Fiscal Year (FY) 2022.

Objectives

Participants will:

- Understand the FY 2022 CMS Hospital IQR Program chart-abstracted data validation process.
- Identify the deadlines and associated required activities relating to data validation for FY 2022.
- Be able to submit FY 2022 healthcare-associated infection (HAI) validation templates via *QualityNet Secure Portal* Secure File Transfer.
- Submit medical records requested by the CMS Clinical Data Abstraction Center (CDAC).
- Receive and interpret validation results.

Acronyms and Abbreviations

APU	annual payment update	IPF	inpatient psychiatric facility
CAUTI	Catheter-Associated Urinary Tract Infection	IPPS	inpatient prospective payment system
CCN	CMS Certification Number	IQR	Inpatient Quality Reporting
CD	compact disc	IRF	inpatient rehabilitation facility
CDAC	Clinical Data Abstraction Center	LabID	Laboratory Identified
CDI	<i>Clostridium difficile</i> Infection	LTCH	long-term care hospital
CE	Continuing Education	MRSA	Methicillin-Resistant <i>Staphylococcus aureus</i>
CLABSI	Central Line-Associated Blood Stream Infection	NHSN	National Healthcare Safety Network
CMS	Centers for Medicare & Medicaid Services	PHI	Protected Health Information
DVD	digital versatile disc	PII	Personally Identified Information
ED	emergency department	PPS	prospective payment system
EHR	electronic health record	PT	Pacific Time
FedEx	Federal Express	Q	quarter
FR	Federal Register	SEP	sepsis
FY	Fiscal Year	SSI	Surgical Site Infection
HAI	healthcare-associated infections	VIQR	Value, Incentives, and Quality Reporting
ICU	Intensive Care Unit	VIQRC	Value, Incentives, and Quality Reporting Center

Background

- CMS assesses the accuracy of chart-abstracted and HAI data submitted to the Hospital IQR Program through the validation process. CMS verifies on a quarterly basis that hospital-abstracted data submitted to the clinical warehouse and data submitted to the National Healthcare Safety Network (NHSN) can be reproduced by a trained abstractor using a standardized protocol.
- CMS performs a random and targeted selection of inpatient prospective payment system (IPPS) hospitals on an annual basis. Currently, 400 hospitals are randomly selected in late fall, and up to 200 additional targeted hospitals are selected in the spring.

Chart-Abstracted Validation Quarters for FY 2022

Chart-Abstracted Validation Quarters for FY 2022

Third quarter 2019 (3Q 2019)

Fourth quarter 2019 (4Q 2019)

First quarter 2020 (1Q 2020)

Second quarter 2020 (2Q 2020)

Clinical Process of Care Measures for FY 2022

CMS will validate up to eight cases for clinical process of care measures per quarter, per hospital. Cases are randomly selected from data submitted to the clinical warehouse by the hospital. The measures available for the validation fiscal year are: Emergency Department (ED) and Sepsis (SEP). Below is a list of the clinical process of care measures available to be validated in each quarter of FY 2022.

Clinical Process of Care Measures Validated in Each Quarter of FY 2022	
3Q 2019	ED, SEP
4Q 2019	ED, SEP
1Q 2020	SEP
2Q 2020	SEP

HAI Validation Measures for FY 2022

HAI Measures for FY 2022
Central Line-Associated Bloodstream Infection (CLABSI)
Catheter-Associated Urinary Tract Infection (CAUTI)
Methicillin-Resistant <i>Staphylococcus aureus</i> (MRSA) Bacteremia Laboratory Identified (LabID) Events
<i>Clostridium difficile</i> Infection (CDI) Laboratory Identified (LabID) Events
Surgical Site Infection (SSI)

- Hospitals will be randomly assigned to submit **quarterly** either:
 - CLABSI **AND** CAUTI validation templates

OR

 - MRSA **AND** CDI validation templates
- All hospitals selected will be validated for SSI.
 - SSI cases are not submitted using validation templates, but are selected from Medicare claims-based data submitted to CMS.

Hospital Selection

- Random hospital selection
 - 400 hospitals were selected in January 2020.
- Targeted hospital selection
 - The targeted hospital selection is identified after the confidence interval is calculated for the previous fiscal year. The criteria for targeting hospitals is outlined in the FY 2014 IPPS/Long-Term Care Hospital Prospective Payment System (LTCH PPS) Final Rule (78 FR 50833–50834).
 - Up to 200 additional hospitals will be selected in Spring of 2020.

Notification of Hospital Selection

Annually, for both the random and targeted hospital selections:

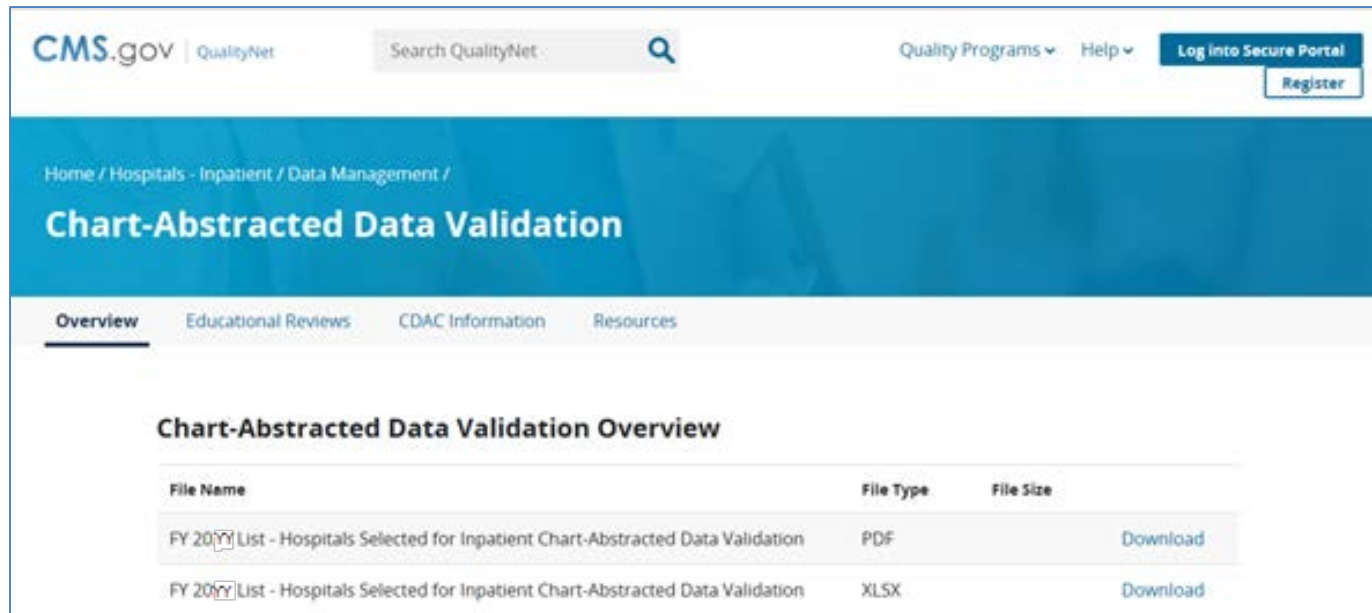
- A news article, along with the list of selected hospitals, is posted on *QualityNet*.
- A Listserve is released to notify the community that the selection has occurred.
- An email communication from the Validation Support Contractor is sent directly to selected hospitals.

Notification of Hospital Selection

- Hospitals selected for validation are notified by email. This communication is sent to the following hospital contact types listed within the official CMS contact database:
 - Chief Executive Officer / Administrator
 - Hospital IQR
 - Infection Control
 - CDAC Medical Records
 - Quality Improvement
- The Validation Support Contractor monitors email communications to assure that all hospitals are notified of selection. Any emails that bounce back are researched, and hospital contacts are asked to be updated in the CMS system, to assure that future notifications are received.

Selected Hospital List

A list of the selected hospitals is available on *QualityNet*. To access, select **[Hospitals–Inpatient]**. Then, select **[Data Management]** and **[Chart-Abstracted Data Validation]**, and **[Resources]**.



The screenshot shows the CMS.gov QualityNet website. The header includes the CMS.gov logo, a search bar, and navigation links for Quality Programs, Help, Log into Secure Portal, and Register. The breadcrumb trail is Home / Hospitals - Inpatient / Data Management / Chart-Abstracted Data Validation. The main content area has a navigation menu with 'Overview' (selected), 'Educational Reviews', 'CDAC Information', and 'Resources'. Below the menu is the 'Chart-Abstracted Data Validation Overview' section, which contains a table with two rows of data.

File Name	File Type	File Size
FY 20[YY]List - Hospitals Selected for Inpatient Chart-Abstracted Data Validation	PDF	Download
FY 20[YY]List - Hospitals Selected for Inpatient Chart-Abstracted Data Validation	XLSX	Download

Update Contact Information

- Regularly update hospital contact information to ensure receipt of validation-related communications and reminders.
- Hospitals may check and update contacts by sending an email with their six-digit CMS Certification Number (CCN)/Provider ID number to the Hospital Inpatient Support Contractor at QRFormsSubmission@hsag.com.

General Overview of Validation Process

Quarterly, hospitals fill out HAI validation templates and submit the templates to the Validation Support Contractor via *QualityNet Secure Portal* Secure File Transfer.

- Hospitals must submit templates **before** they receive a medical records request packet.
- The individual submitting the templates must be registered on *QualityNet*.
- It is strongly recommended that each hospital have at least two active Security Administrators at all times.
 - If you are unable to log in to the *QualityNet Secure Portal*, contact your hospital *QualityNet* Security Administrator.
 - If your Security Administrator is unable to reestablish your access, contact the *QualityNet* Help Desk at (866) 288-8912.

General Overview of Validation Process

- After the cases for validation have been selected for the quarter (based on information submitted on the templates), the hospital receives a medical records request packet from the CDAC. The CDAC will mail a medical records request packet to the attention of “Medical Records Director,” which contains detailed instructions and case listings.
 - It typically takes 10 or more days after the quarter’s submission deadline for this sample of cases to be selected and sent out.
 - The list of cases selected that hospitals receive from the CDAC will contain requests for clinical process of care measures and HAI measures, including SSI, to be validated.
- The hospital has until the date listed on the quarter’s request to send its records to the CDAC.
- Quarterly, hospitals deliver requested medical records to the CDAC, and the CDAC then reabstracts and adjudicates the selected cases.

General Overview of Validation Process

- It typically takes approximately four months after the quarter's submission deadline for hospitals to receive their validation results for the quarter.
- Hospitals may submit an educational review request within 30 days of receiving quarterly results. Completed educational review forms must be submitted within 30 days of the validation results being posted on the *My Reports* section of the *QualityNet Secure Portal*.

General Overview of Validation Process

At the end of each fiscal year, annual payment update (APU) results are expected to be released in late April or early May, at which point hospitals will be notified of their validation pass or fail status. (For FY 2022, this is anticipated to be April or May 2021.)

- To determine the pass-fail status, CMS calculates a total score reflecting a weighted average of two individual scores for the reliability of the clinical process of care and HAI measure sets. Hospitals may run their end-of-year Confidence Interval Report, which determines validation pass or fail status.
- If the upper bound of the confidence interval is 75 percent or higher, the hospital will pass the Hospital IQR Program validation requirement.
 - A detailed FY 2022 confidence interval document is posted on the inpatient chart-abstracted data validation resources page of *QualityNet*.

FY 2022 Validation Template Submission Deadlines

- Validation templates are due no later than 11:59 p.m. Pacific Time (PT) on each associated deadline date. Validation templates may be submitted immediately following the last day of each quarter period.

Note: For the randomly selected hospitals, it is possible for the validation templates to be due **before** the Hospital IQR Program clinical warehouse submission deadlines and NHSN submission deadlines each quarter.

- For the entire validation fiscal year, hospitals selected **randomly** in January 2020 should follow the deadlines associated with the random hospitals **only**, and the hospitals selected as a **targeted** should follow the deadlines for targeted hospitals.

Random Selected Hospital HAI Validation Template Due Dates	
Discharge Quarters	HAI Validation Template Deadline
3Q 2019 (July 1–September 30)	03/05/2020
4Q 2019 (October 1–December 31)	05/04/2020
1Q 2020 (January 1–March 31)	TBD
2Q 2020 (April 1–June 30)	TBD

Validation Template Version and Location

- **Use the current template** version for each fiscal year **only**.
 - Templates from previous years will be rejected.
 - Do not save validation templates with a password and do not lock them.
- Current/correct validation template versions for the fiscal year being validated are available on the inpatient chart-abstracted data validation resources page of *QualityNet*.
 - To access, select [**Hospitals–Inpatient**], and then [**Data Management**], followed by [**Chart-Abstracted Data Validation**], and lastly [**Resources**]: <https://www.qualitynet.org/inpatient/data-management/chart-abstracted-data-validation/resources>.



Validation Template Tabs

- There are four tabs on each validation template:
 1. Definitions
 2. Template
 3. NHSN ICU Location
 - For CLABSI and CAUTI NHSN intensive care unit location
 4. FY 2022 Submission Instructions
- **Do not** alter or change the original format of the validation templates.
- **Do not** delete, rename, or change the order of the tabs.



Validation Template Completion Tips

- **Refer** to the *FY 2022 Validation Template User Guide and Submission Instructions* document posted on the inpatient chart-abstracted data validation resources page of *QualityNet* at this direct link: <https://www.qualitynet.org/inpatient/data-management/chart-abstracted-data-validation/resources> .
- **Verify** the correct fiscal year of the validation template is being used.
- **Do not alter** the original format of the validation templates.
- **Review** the **[Definitions]** tab on each validation template for direction on filling out specific fields.
- **Fill in** all required fields denoted with an asterisk (*).
- **Use** the drop-downs provided in the templates to select valid values.
- **Check** all dates for accuracy.
- **Submit only** via the *QualityNet Secure Portal* Secure File Transfer application, as validation templates contain Protected Health Information (PHI) and **cannot** be sent via email.

Validation Template Completion Tips

- **Verify** the accuracy of the calendar quarter listed on each validation template.
- **Review** all formats and dates for accuracy as specified on the **[Definitions]** tab.
- **Perform** a quality check of data entered into this template against data entered into NHSN; stay mindful of differing CMS and NHSN deadlines.
- **Check** to ensure any cases with a separate Inpatient Rehabilitation Facility (IRF) or Inpatient Psychiatric Facility (IPF) CCN are not included on the template.

Validation Template Processing

- Feedback regarding the status of validation templates is typically received within two business days of initial submission.
- If a processing confirmation is not received, email the Validation Support Contractor at validation@telligen.com.
 - Include the hospital six-digit CCN/Provider ID.
- After validation templates are processed, the submitter of the template and the contact listed in the template's first row will receive a confirmation receipt email indicating one of two things:
 1. Successful submission

OR

 2. Errors have occurred that require attention and resubmission

If Validation Template Submission Contains Errors

A hospital submitting a validation template with processing errors will receive an email notification, which includes the errors to be corrected.

- Make the corrections specified in the email.
- Resubmit the file via the *QualityNet Secure Portal* Secure File Transfer application by the submission deadline.
 - Do **not** attach a template to the error email or this will be considered a breach of PHI.
- Validation templates may only be resubmitted up until the quarterly deadline. If error emails are received, these errors must be corrected and the template must be resubmitted **prior to the submission deadline**. An error in the template does **not** extend the submission deadline.
- When resubmitting a revised validation template, include a note in the *QualityNet Secure Portal* Secure File Transfer message indicating a revised template is being submitted.
 - Include the word *Revised* or *Resubmitted* in the file name.
 - 012345_3QYY_FYXX_CAUTI_ValidationTemplate_Revised.xlsx

Validation Templates Not Received

- At predetermined points up until the validation template deadline each quarter, the Validation Support Contractor will send emails and attempt to contact any hospitals that have not yet submitted.
- Validation templates with errors are **not** considered as submitted.
- If a hospital does not submit the required quarterly validation templates to CMS by the deadline, they will be assigned placeholder cases.
 - Up to 10 placeholder cases can be assigned.
 - All assigned placeholder cases are scored 0/1.
- If a hospital submits a validation template and receives an error-notification email but does not make corrections and resubmit by the template submission deadline, placeholder cases will also be assigned and scored 0/1.

Validation Support Contractor Data Courtesy Checks

- The Validation Support Contractor performs some courtesy checks on the validation templates to assist hospitals with submitting accurate data.
- The validation templates are used to randomly select cases for validation. If the data are incorrect on the template, they **could** result in mismatches.
- If a hospital receives an email from the Validation Support Contractor asking for review of a validation template due to a possible discrepancy, reply and indicate one of the following:
 - A new validation template has been submitted.
- **OR**
 - The data are accurate as submitted and no changes are needed.
- Examples of discrepancy checks:
 - Listed CAUTI/CLABSI culture dates are not between the admit/discharge date.
 - Differences in data exist on multiple rows of the template that appear to be the same patient and same episode of care.
 - Discrepancies between the two assigned template types exist where a patient is listed on both templates, but the birth/admit date/discharge dates are different from what appears to be the same episode of care.

Validation Templates Used to Select HAI Cases for Validation

- Validation templates are not validated; they are used to select HAI cases to be validated each quarter.
- CMS performs a random selection of cases submitted from each validation template type submitted per hospital being validated.
- Hospitals do not submit validation templates for SSI cases.
- After a template submission deadline has passed, data submitted on validation templates cannot be changed.

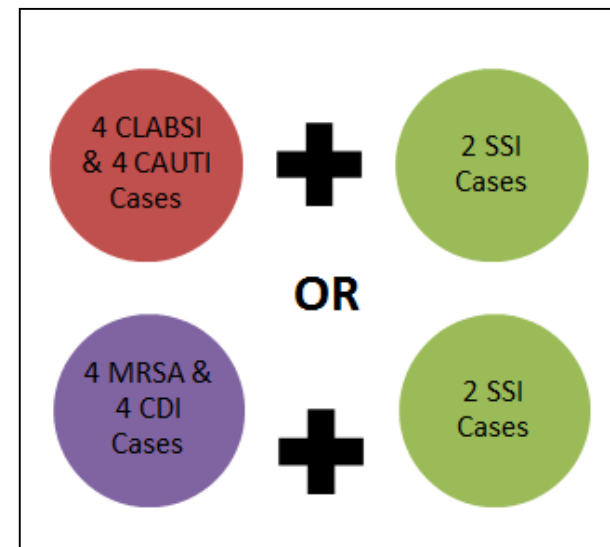
HAI Sample Selection

- The HAI validation sample selection includes **up to 10** cases per quarter.

- **Up to four CLABSI** cases from data on validation templates
AND
- **Up to four CAUTI** cases from data on validation templates
AND
- **Up to two SSI** cases from claims data for patients with colon surgeries or abdominal hysterectomies

OR

- **Up to four MRSA** cases from data on validation templates
AND
- **Up to four CDI** cases from data on validation templates
AND
- **Up to two SSI** cases from claims data for patients with colon surgeries or abdominal hysterectomies



- When there are not enough candidate cases for any one specific infection to meet the targeted number of cases, CMS will select the candidate cases from other infection types to meet sample size targets.
- Requests identified from Medicare claims data may include a request for an index admission and readmission record. When both types are requested, both records should be submitted.

Medical Record Request



- CDAC will send hospitals a written request to “Medical Records Director,” using FedEx, to submit a patient medical record for each case and candidate case that CMS selected for validation.
- It is important that the packet be routed as soon as possible to the correct individual(s) responsible for fulfilling the request.

Important Note: The medical records request will be delivered to the address listed under the MEDICAL RECORDS contact type in the official CMS database.

Medical Record Request

A hospital's list of cases selected for validation each quarter, including all available patient identifiers, can be accessed via the *QualityNet Secure Portal* by a registered user with the appropriate reports role. Note that this report can take several business days after the original request date to become available. To access the report:

1. Log in to the ***QualityNet Secure Portal***.
2. Select **My Reports**, then **Run Reports**.
3. Select the **Run Reports** tab.
4. Under Report Program, select **Inpatient**.
5. Under Report Category, select **Hospital Reporting – Data Validation Reports**.
6. Under Report Name, select **Hospital Data Validation – Case Selection Report**.

Medical Record Request

- Hospitals are not allowed to send records or additional documentation after the record has been received by the CDAC; this applies even if the wrong record is sent or if pages are missing, or illegible, etc. The CDAC will abstract every case with the applicable documentation that the hospital **originally** sent.
- All records should be carefully reviewed prior to sending them to the CDAC.
 - Consider having an abstractor review your records prior to sending, as they are most familiar with the location of the information needed for abstraction.
 - **This is especially important if printing records from an Electronic Health Record (EHR) to ensure all necessary information is present.**

Medical Record Request

- Hospitals have until the date listed on the request to send their records to the CDAC.
 - Inpatient medical records must be received within 30 days of the request date.
- Hospitals may submit medical records on paper copy, on removable media (CD/DVD/flash drive), or via *the QualityNet Secure Portal* Secure File Transfer application. Detailed instructions on how to submit medical records via any of these three methods are provided within the packet delivered by CDAC.
- Additional information regarding medical records requested by the CDAC can be found on *QualityNet* by selecting **[Hospitals – Inpatient]**. Then, select **[Data Management]**, **[Chart-Abstracted Data Validation]** link, followed by **[CDAC Information]**.

Medical Record Submission “Do’s and Don’ts”

- A helpful document titled *Record Submission Do’s and Don’ts* can be found on the Chart-Abstracted Data Validation CDAC Information page of *QualityNet*.
- This document provides specific and general tips for avoiding medical record submission errors to the CDAC.

Quarterly Validation Reports

- **Case Selection Report**
 - Displays the patient-identifying information pertaining to the cases selected for validation. The cases on this report are the same cases as outlined within the medical records request packet sent by CDAC.
- **Validation Summary**
 - Provides a high-level summary of the validation-reliability rate for each abstracted case and becomes available after the hospital receives results for the quarter.
- **Validation Case Detail**
 - Provides a list of all elements abstracted compared to the CDAC reabstraction on each case and becomes available after the hospital receives results for the quarter.

Case Selection Report

- Lists a hospital's cases selected for validation each quarter, including all available patient identifiers.
- Displays the **Medical Record Request Date**, the **Due to CDAC Date**, and the **Record Received Date** (after CDAC has received the hospital's records).
- **Note:** It could take up to 24 hours for the Record Received Date to populate. To verify receipt of records, contact the CDAC directly via email at CDACHelpDesk@hcqis.org or by phone at (717) 718-1230, ext. 201.

Hospital Reporting - Data Validation: Case Selection Report – Inpatient										
Provider: [REDACTED]										
Discharge Quarter: 07/01/2015 - 09/30/2015										
Clinical Process of Care Selections										
Patient Identifier	Patient Name ¹	DOB	Admit Date	Discharge Date	Measure Set ²	Abstraction Control Number	Medical Record Request Date	Due to CDAC ³ Date	Record Received Date	
[REDACTED]							08/05/2016	09/06/2016	08/25/2016	
[REDACTED]							08/05/2016	09/06/2016	08/25/2016	
[REDACTED]							08/05/2016	09/06/2016	08/25/2016	
[REDACTED]							08/05/2016	09/06/2016	08/25/2016	
[REDACTED]							08/05/2016	09/06/2016	08/25/2016	
[REDACTED]							08/05/2016	09/06/2016	08/25/2016	
[REDACTED]							08/05/2016	09/06/2016	08/25/2016	
[REDACTED]							08/05/2016	09/06/2016	08/25/2016	
HAI Case Selections										
Patient HIC Number	Patient Identifier	Patient Name ¹	DOB	Admit Date	Discharge Date	Measure Set ²	Abstraction Control Number	Medical Record Request Date	Due to CDAC ³ Date	Record Received Date
[REDACTED]							08/05/2016	09/06/2016	08/25/2016	
[REDACTED]							08/05/2016	09/06/2016	08/25/2016	
[REDACTED]							08/05/2016	09/06/2016	08/25/2016	

Note: A blank space indicates an area of possible PII/PHI, which could be found on actual report.

Validation Summary Report

Lists each validated case with its score, organized by measure set.

Hospital Data Validation: Validation Summary Report - Inpatient						
Provider: [REDACTED]						
Discharge Quarter: 07/01/2015 - 09/30/2015						
Other Clinical Process of Care Reliability 13 / 22						
Measure Set	Abstraction Control Number	Patient Identifier	Admit Date	Discharge Date	Case Reliability	
[REDACTED]	[REDACTED]	[REDACTED]	[REDACTED]	[REDACTED]	[REDACTED]	0/2
[REDACTED]	[REDACTED]	[REDACTED]	[REDACTED]	[REDACTED]	[REDACTED]	0/2
[REDACTED]	[REDACTED]	[REDACTED]	[REDACTED]	[REDACTED]	[REDACTED]	0/2
[REDACTED]	[REDACTED]	[REDACTED]	[REDACTED]	[REDACTED]	[REDACTED]	1/1
[REDACTED]	[REDACTED]	[REDACTED]	[REDACTED]	[REDACTED]	[REDACTED]	1/1
[REDACTED]	[REDACTED]	[REDACTED]	[REDACTED]	[REDACTED]	[REDACTED]	3/4
[REDACTED]	[REDACTED]	[REDACTED]	[REDACTED]	[REDACTED]	[REDACTED]	5/5
[REDACTED]	[REDACTED]	[REDACTED]	[REDACTED]	[REDACTED]	[REDACTED]	3/5
Healthcare-Associated Infection Reliability 9 / 10						
Measure Set	Abstraction Control Number	Patient Identifier	Admit Date	Discharge Date	Case Reliability	
[REDACTED]	[REDACTED]	[REDACTED]	[REDACTED]	[REDACTED]	[REDACTED]	1/1
[REDACTED]	[REDACTED]	[REDACTED]	[REDACTED]	[REDACTED]	[REDACTED]	1/1
[REDACTED]	[REDACTED]	[REDACTED]	[REDACTED]	[REDACTED]	[REDACTED]	1/1

Note: A blank space indicates an area of possible PII/PHI, which could be found on actual report.

Case Detail Report

- Lists all abstracted elements compared to the CDAC reabstraction on each case.
- Mismatches and the associated educational comments from CDAC are displayed in red font.

Hospital Reporting - Data Validation: Case Detail Report - Inpatient			
Validation Rate: Original			
Provider: ██████████			
Discharge Quarter: 07/01/2015 - 09/30/2015			
Other Clinical Process of Care			
Reliability Rate: (18 / 19)			
Abstraction Control Number: ██████████		Case Status: Complete	
Patient ID: ² ██████████		Comments:	
Measure Set: IQR-ED			
Admit Date: ██████████			
Discharge Date: ██████████			
Individual Case Reliability Rate: (1 / 2)			
Measure:	Original Outcome*	Validated Outcome*	Result
ED-1a	D /332 Min	D /332 Min	Match
ED-2a	D /108 Min	D /77 Min	Mismatch
# of Measures Matched: 1			
# of Measures Validated: 2			

Note: A blank space indicates an area of possible PII/PHI, which could be found on actual report.

Educational Reviews

- Within 30 days of validation results being posted on the My Reports section of the *QualityNet Secure Portal*, if a hospital has a question or needs further clarification on a particular outcome, the hospital may request an educational review.
- The educational review process and educational review forms can be found on *QualityNet* by selecting **[Hospitals – Inpatient]** and **[Data Management]**, followed by selecting **[Learn More]** under **[Data Validation (Chart-Abstracted Data Validation)]**. Then, select **[Educational Reviews]**.

The screenshot shows a web page with a blue header and a white navigation bar. The breadcrumb trail is 'Home / Hospitals - Inpatient / Data Management / Chart-Abstracted Data Validation /'. The main heading is 'Educational Reviews'. Below the navigation bar, there are four tabs: 'Overview', 'Educational Reviews' (which is underlined), 'CDAC Information', and 'Resources'. The main content area has a sub-heading 'Chart-Abstracted Data Validation Educational Reviews' followed by a paragraph explaining the IQR program's educational review process and a final sentence about how to request a review.

Home / Hospitals - Inpatient / Data Management / Chart-Abstracted Data Validation /

Educational Reviews

Overview **Educational Reviews** CDAC Information Resources

Chart-Abstracted Data Validation Educational Reviews

The Hospital Inpatient Quality Reporting (IQR) Program offers educational reviews of chart-abstracted medical record validation results to those hospitals selected to participate in chart-abstracted data validation. The deadline for requesting a record is within 30 days of the validation results being posted on the *QualityNet Secure Portal*.

To request a review, follow the steps of the Hospital IQR Educational Review Process using the Hospital IQR Educational Review Request Form.

Educational Reviews

- If a hospital requests an educational review for any of the first three quarters of validation and this review yields incorrect CMS validation results for chart-abstracted measures, the corrected quarterly score will be used to compute the final confidence interval.

Note: The quarterly validation reports issued to hospitals will not be changed to reflect the updated score due to the burden associated with reissuing corrected reports.

- Due to the need to calculate the confidence interval in a timely manner, and the insufficient time available to conduct educational reviews, the existing reconsideration process will be used to dispute an unsatisfactory validation result for the last quarter of validation.
- If a hospital does not fail validation, the hospital still would have the opportunity to request an educational review within 30 days of receiving the results.

Confidence Interval Report

- After the educational review results are taken into consideration and all quarterly results of the fiscal year have been completed, a confidence interval is calculated based on the cumulative results.
- To pass validation, a hospital must receive equal to, or greater than, a 75 percent upper bound confidence interval score.
 - If a hospital does not meet the overall validation requirement, the hospital will not receive full APU.
- A detailed FY 2022 confidence interval document is posted on the inpatient chart-abstracted data validation resources page of *QualityNet*.

Hospital Reporting - Confidence Interval Report - Inpatient		
State: [REDACTED]		
Provider: [REDACTED]		
Fiscal Year: [REDACTED]		
[REDACTED]		
Confidence Interval Fiscal Year: [REDACTED]		
** Final Confidence Interval for Fiscal Year [REDACTED]**		
*Estimated Reliability ¹ : 98%		
*Confidence Interval Upper Bound: ² 99%		
*Confidence Interval Lower Bound: ³ 98%		
Quarterly Confidence Interval for Fiscal Year: [REDACTED]		
Quarter(s)	Calculation Date	Estimated Reliability
3Q 2014	04/26/2016	97%
4Q 2014	04/26/2016	94%
1Q 2015	04/26/2016	100%
2Q 2015	04/26/2016	99%

Note: A blank space indicates an area of possible PII/PHI, which could be found on actual report.

Reconsiderations

- If a hospital does not meet the overall validation requirement during APU, the hospital receives a letter in late spring indicating they have failed APU.
 - At that time, a hospital may request a reconsideration (appeal) of its validation results. The hospital would then provide information on why they are asking CMS to reconsider their results.
- Additional information about reconsiderations can be found on *QualityNet*.
 - Select the **Hospitals – Inpatient**.
 - Select **[Learn more]** under **[Hospital Inpatient Quality Reporting Program]**.
 - Select **APU**.
 - Direct link: <https://www.qualitynet.org/inpatient/iqr/apu>.

Resources

- **QualityNet validation resources:**
 - Validation fact sheet
 - Most current validation templates
 - Validation Template User Guide and Submission Instructions
 - Confidence interval documents
 - HAI abstraction manuals
 - Tool display documents
- **To access these resources:**
 - Select **[Hospitals – Inpatient]** and **[Data Management]** links. Then, select **Learn More** under the **[Data Validation (Chart-Abstracted Data Validation)]** link, followed by **[Resources]**.
 - Direct link: <https://www.qualitynet.org/inpatient/data-management/chart-abstracted-data-validation/resources>.
- **For assistance with QualityNet (including logging in), contact the QualityNet Help Desk:**
 - Call (866) 288-8912 from 7 a.m. to 7 p.m. CT, Monday through Friday
 - Email gnetssupport@hcqis.org

Validation Questions

- Validation Support Contractor email
 - validation@telligen.com
- CMS Hospital Inpatient Questions and Answers Tool
 - https://cmsqualitysupport.service-now.com/qnet_qa
 - When submitting a question, include the hospital six-digit CCN/Provider ID to expedite a reply with information specific to your hospital.

Thank You

Hospital IQR Program FY 2022 Chart-Abstracted Validation Overview for Randomly Selected Hospitals

Disclaimer

This presentation was current at the time of publication and/or upload onto the *Quality Reporting Center* and *QualityNet* websites. Medicare policy changes frequently. Any links to Medicare online source documents are for reference use only. In the case that Medicare policy, requirements, or guidance related to this presentation change following the date of posting, this presentation will not necessarily reflect those changes; given that it will remain as an archived copy, it will not be updated.

This presentation was prepared as a service to the public and is not intended to grant rights or impose obligations. Any references or links to statutes, regulations, and/or other policy materials included in the presentation are provided as summary information. No material contained therein is intended to take the place of either written laws or regulations. In the event of any conflict between the information provided by the presentation and any information included in any Medicare rules and/or regulations, the rules and regulations shall govern. The specific statutes, regulations, and other interpretive materials should be reviewed independently for a full and accurate statement of their contents.