

## Hospital Inpatient Quality Reporting Program Reference Guide Accessing and Using Your Provider Participation Report

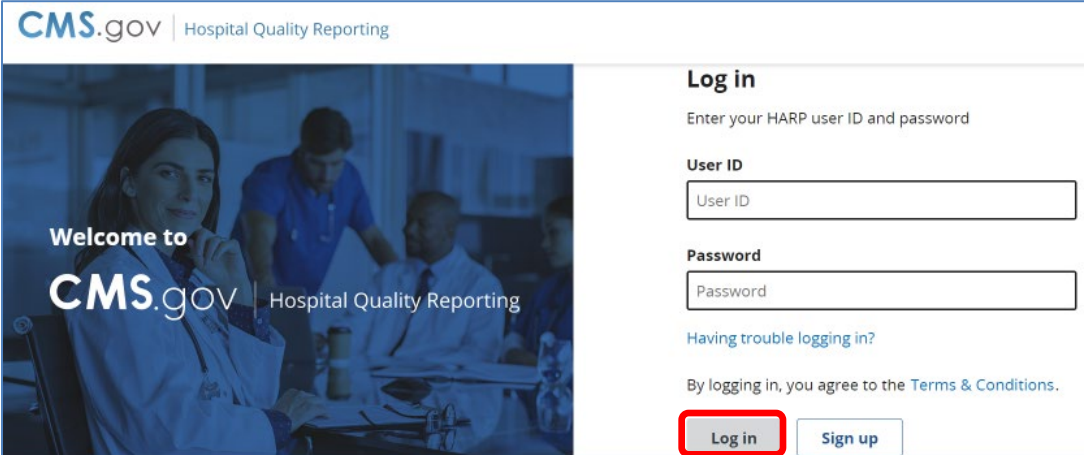
### PPR Overview

The Hospital Inpatient Quality Reporting (IQR) Program Provider Participation Report (PPR) summarizes a provider's data submission. Hospital IQR Program-eligible providers use PPRs to monitor their data submissions to make sure all annual payment update (APU) requirements are met. However, data submission does not guarantee that the provider will receive the full APU. The PPR updates after the system has successfully processed the data.

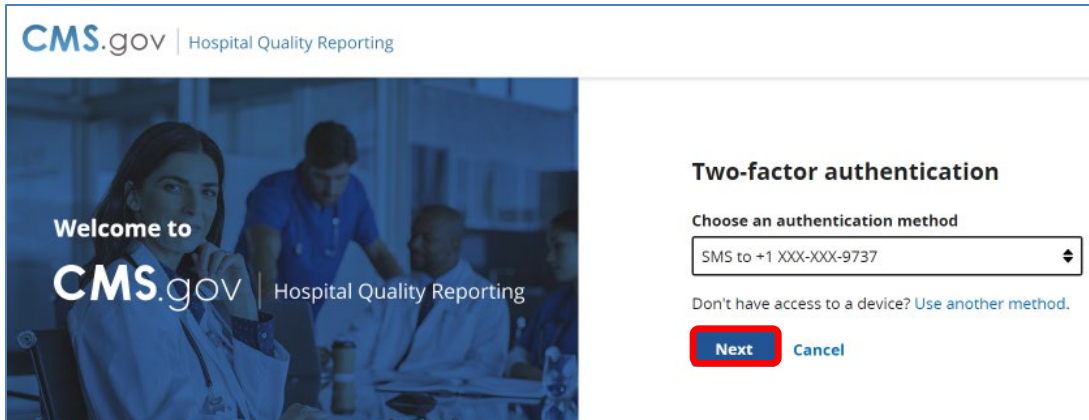
Healthcare systems, inpatient hospitals, vendors, and Quality Innovation Network-Quality Improvement Organizations (QIN-QIOs) may request authorization to view PPRs for affiliated hospitals. The PPR can assist them with monitoring and supporting their providers' attempts to meet APU data submission requirements.

### Running and Viewing Your Hospital's PPR

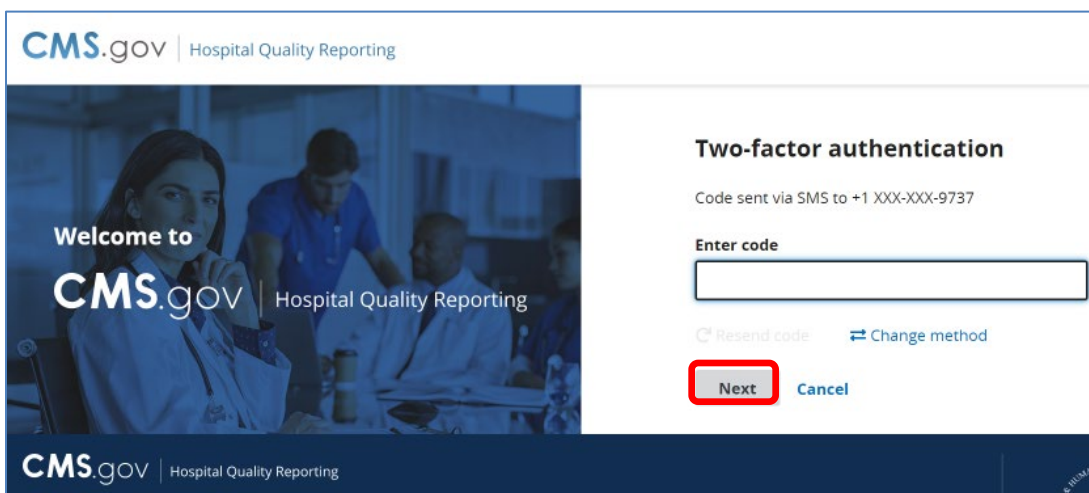
1. In your Internet browser, navigate to <https://hqr.cms.gov>.
2. The Hospital Quality Reporting (HQR) home page will open. Enter your HARP User ID and Password. Click on **Log in**.



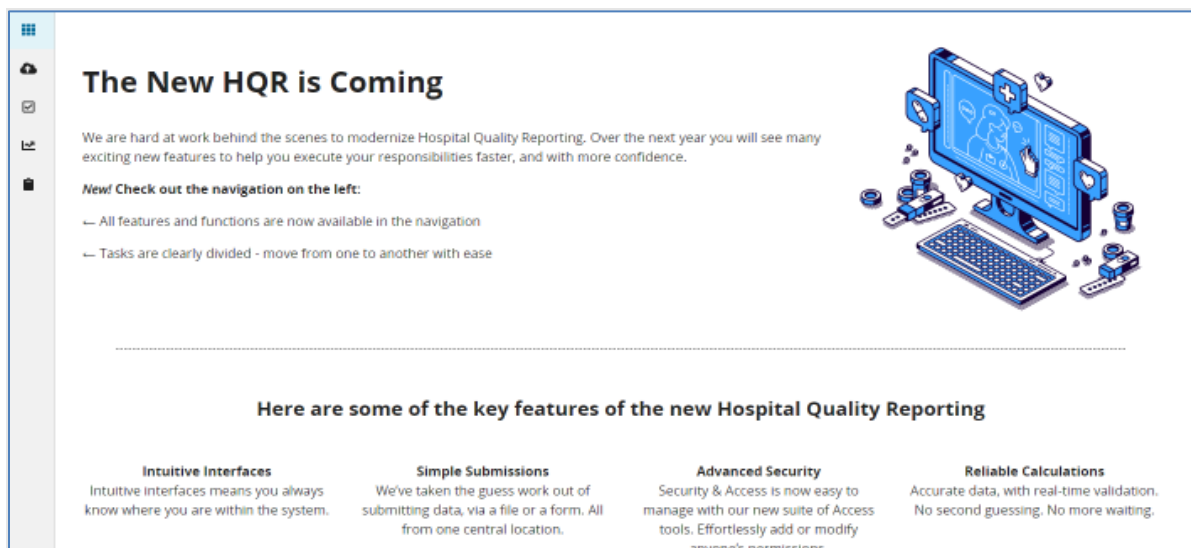
The Hospital Quality Reporting (HQR) home page will open. Enter your HARP User ID and Password. Click on Log in.



4. Continue the two-factor authentication by entering your security code.  
Click on **Next**.

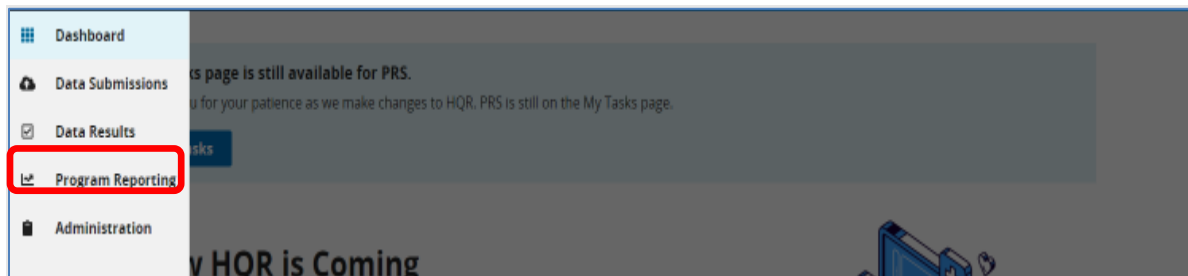


5. The HQR home page will open.

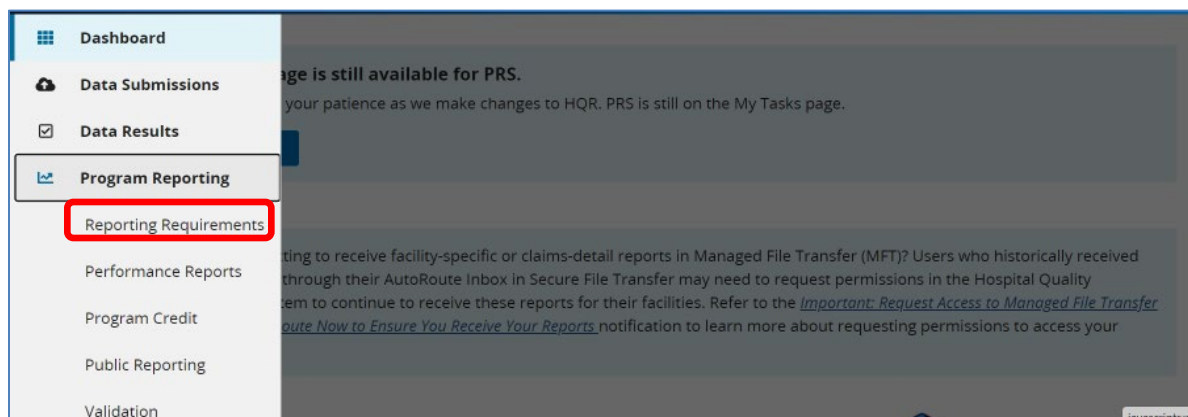


## Hospital IQR Program Reference Guide Accessing and Using Your PPR

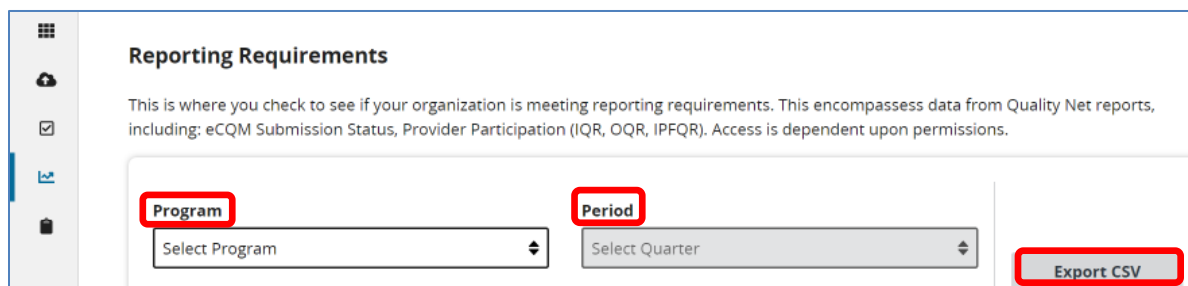
- From the Dashboard, on the left-hand side of the screen, select **Program Reporting**.



- Under Program Reporting, click on **Reporting Requirements**.



- On the Reporting Requirements page, select **IQR** in the **Program** dropdown. Select the applicable quarter in the **Period** dropdown. Then, click on **Export CSV**.



Note: HQR users who have authorization to access multiple providers, select the provider in the **Provider(s)** dropdown or use the search bar to find specific providers by name or CMS Certification Number (CCN).

# Hospital IQR Program Reference Guide Accessing and Using Your PPR

**Reporting Requirements**

This is where you check to see if your organization is meeting reporting requirements. This encompasses data from Quality Net reports, including: eCQM Submission Status, Provider Participation (IQR, OQR, IPFQR). Access is dependent upon permissions.

Program:

Period:

**Provider(s)**

**Reporting Requirements**

This is where you check to see if your organization is meeting reporting requirements. This encompasses data from Quality Net reports, including: eCQM Submission Status, Provider Participation (IQR, OQR, IPFQR). Access is dependent upon permissions.

Program:

Discharge Quarter:

**Provider(s)**

Select All Providers

Search by Provider Name or ID

- (CLOSED) SKYLINE ENDOSCOPY CENTER LLC (CCN-1437373248)
- (EPPH) ALLEGHENY UNIVERSITY HOSPITALS, MCP DIVISION (CCN-39S047)
- 1 & 1 HOME HEALTH, INC (CCN-059574)
- 1 AMAZING HOME HEALTH CARE LLC (CCN-368489)
- 1 HEART HOSPICE AND PALLIATIVE CARE, INC (CCN-A01634)

9. The CSV Excel spreadsheet is located at the bottom left-hand corner of the screen.

**Reporting Requirements**

This is where you check to see if your organization is meeting reporting requirements. This encompasses data from Quality Net reports, including: eCQM Submission Status, Provider Participation (IQR, OQR, IPFQR). Access is dependent upon permissions.

Program:

Discharge Quarter:

CMS.gov | QualityNet

[CMS.gov](#) [QualityNet.org](#) [QualityNet Help Desk](#) [Help](#)

[Accessibility](#) [Privacy Policy](#) [Terms of Use](#)

**Helpful Tips:**

1. Check the [HQR Systems Known Issues](#) document on QualityNet for any issues affecting the PPR.
2. Allow ample time before the deadline to review your data. You may need this time to correct the data. Hospitals can update/correct their submitted clinical data until the CMS submission deadline. Immediately after that deadline, the CMS Clinical Data Warehouse locks. Any updates made after the submission deadline are not reflected in the data CMS uses.

**Interpreting Your PPR Report**

Column Name	Description
active_sa	Displays “Yes” if the provider has at least one active Security Official (SO).
nop_start_date	Displays the date, mm/dd/yyyy, that the Notice of Participation (NOP) was signed.
selected_for_validation	Displays “Selected” if the provider has been selected for validation. Otherwise, it will display “Not Selected.”
measure_set	Displays “IQR-SEP.”
total_cases	Displays the number of cases that have been successfully submitted to the HQR Secure Portal. If no cases have been submitted and/or accepted, it will display “0” (zero).
total_claims	Displays the number of pure Medicare Part A claims that are in a final status. This column will be updated monthly with a cumulative total until approximately 15 days prior to the submission deadline for that quarter.
sample	Displays the sample size for the quarter. If the sampling data have not been entered or submitted, it will display “Not Submitted.”
population	Displays the population size for the quarter. If the population data have not been entered or submitted, it will display “Not Submitted.”
sampling_frequency	Displays the sampling frequency option for the quarter: Monthly, Quarterly, Not Sampling, N/A. If the sampling frequency data have not been entered or submitted, it will display “Not Submitted.”
daca_completed	Displays “Yes” once signed. If not signed during the submission period and during the non-submission periods, it will display “No.”
maternal_morbidity	Displays “Submitted” once the data has been submitted. During the non-submission periods, it will display “Not Submitted.”
pc_01_measure_set_name	Displays “PC-01.”
pc_01_numerator	Displays the PC-01 numerator count for the quarter. Will display “Not Submitted” if the data have not been submitted.

**Hospital IQR Program Reference Guide**  
**Accessing and Using Your PPR**



Column Name	Description
pc_01_denominator	Displays the PC-01 denominator count for the quarter. Will display “Not Submitted” if the data have not been submitted.
pc_-01_population	Displays the PC-01 population size for the quarter. Will display “Not Submitted” if the data have not been submitted.
pc_01_sampling	Displays the PC-01 sample size for the quarter. Will display “Not Submitted” if the data have not been submitted.
pc_01_sampling_frequency	Displays the PC-01 sampling frequency option for the quarter: Monthly, Quarterly, Not Sampling, N/A. If the sampling frequency data have not been entered or submitted, it will display “Not Submitted.”
pc_01_total_exclusions	Displays the total count of the three PC-01 measure exclusions. Will display “Not Submitted” if the data has not been submitted.
pc_01_icd_exclusion	Displays the number of cases that were excluded from the PC-01 denominator due to an <i>ICD-10-CM Principal or ICD-10-CM Other Diagnosis Codes</i> for conditions possibly justifying elective delivery prior to 39 weeks gestation. Will display “Not Submitted” if the data has not been submitted.
pc_01_geastatinal_age_exclusion	Displays the number of cases that were excluded from the PC-01 denominator due to a <i>Gestational Age</i> less than 37, or greater or equal to 39 weeks, or unable to be determined. Will display “Not Submitted” if the data have not been submitted.
pc_01_stillbirth_exclusion	Displays the number of cases that were excluded from the PC-01 denominator due to a history of a prior stillbirth. Will display “Not Submitted” if the data have not been submitted.
fluvac_submission	Displays “Submitted” if the data have been submitted to the National Healthcare Safety Network (NHSN). Displays “Not Submitted” if the data have not been submitted. This will only display on the Q1 PPR.
fluvac_last_NHSN_file	Displays the date, mm/dd/yyyy, that the last file was received from NHSN.
hcahps_<month>_file_submission	Displays “Submitted” if the data have been submitted for the month. There will be a column for each month within the quarter. Will display “Not Submitted” if the data have not been submitted.
covid19_submission	Displays “Submitted” if the data have been submitted to the National Healthcare Safety Network (NHSN). Displays “Not Submitted” if the data have not been submitted.
covid19_last_NHSN_file	Displays the date, mm/dd/yyyy, that the last file was received from NHSN.