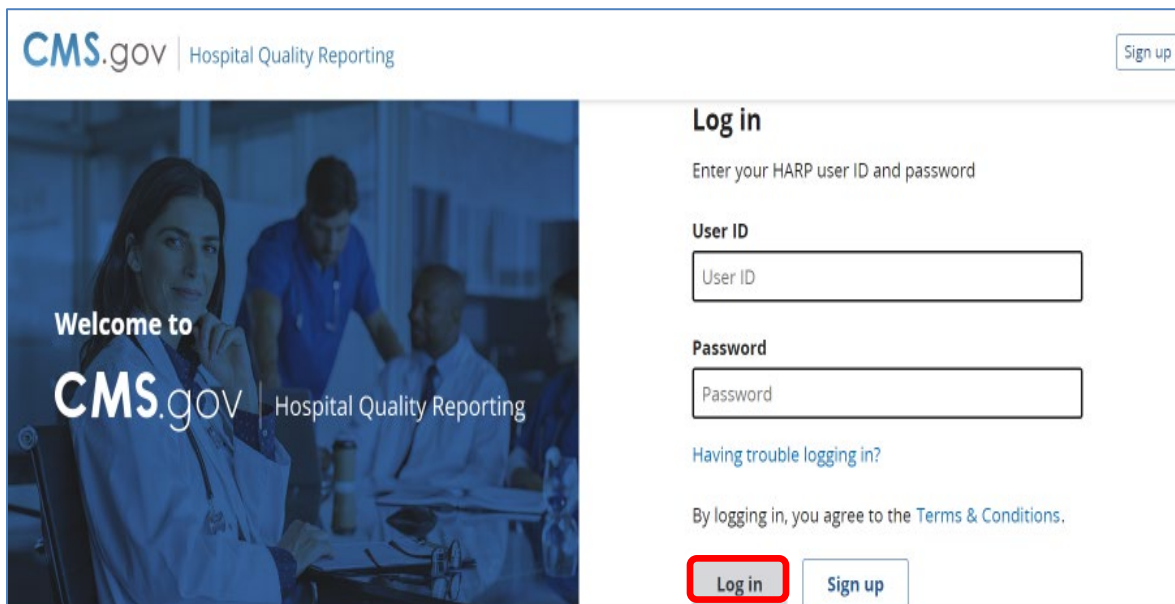


Hospital Inpatient Quality Reporting Program Reference Guide: Entering PC-01 Data via the Hospital Quality Reporting System

This guidance is for providers in the Hospital Inpatient Quality Reporting (IQR) Program entering Perinatal Care (PC)-01 data through the Hospital Quality Reporting (HQR) System. Hospitals that do not have an obstetrics unit or do not deliver babies may submit an [Inpatient Prospective Payment System \(IPPS\) Measure Exception Form](#). Hospitals that do not deliver babies must enter a zero (0) for each of the PC-01 data entry fields prior to each quarterly submission deadline unless they submit this form.

Note: If your hospital submitted an IPPS Measure Exception Form for PC-01 and the data are not submitted, your Provider Participation Report will continue to display “Not Submitted” for PC-01 measure submission.

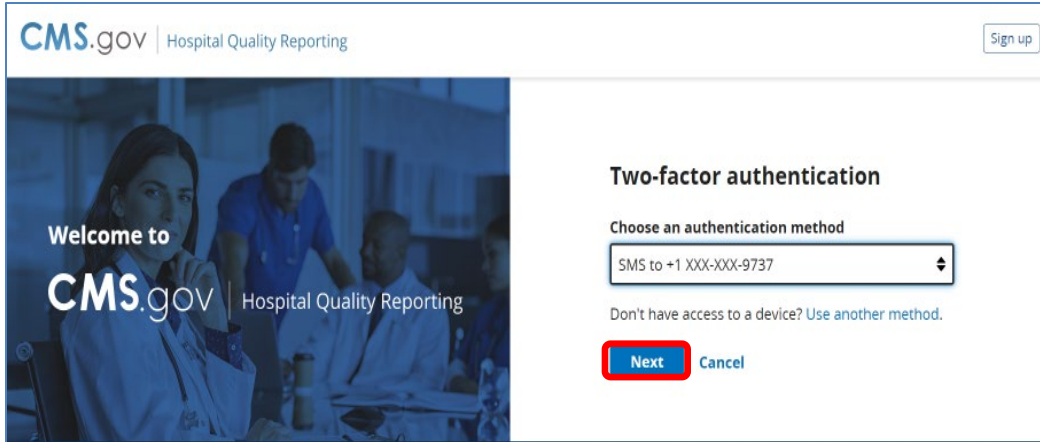
1. In your Internet browser, navigate to <https://hqr.cms.gov>.
2. The HQR home page will open. Enter your HARP User ID and Password. Click on **Login**.



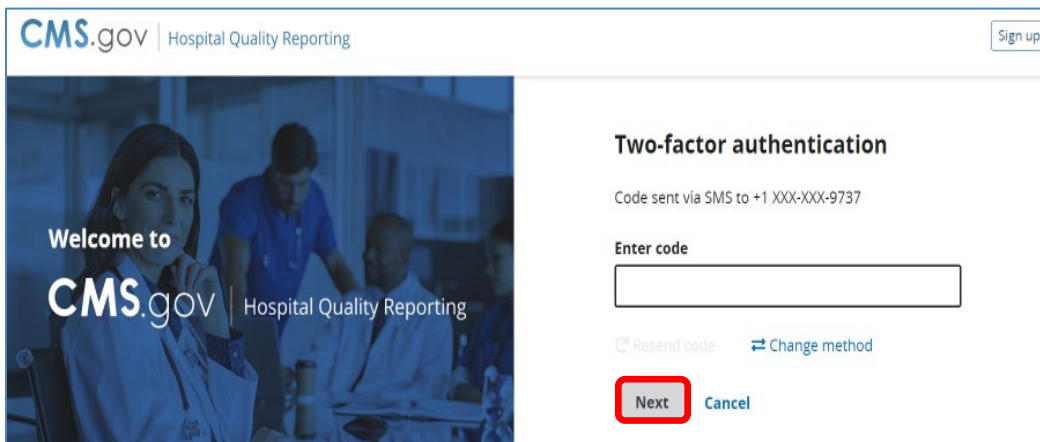
The screenshot shows the login page for the Hospital Quality Reporting System. The page header includes the CMS.gov logo and the text "Hospital Quality Reporting" with a "Sign up" button in the top right corner. The main content area is split into two sections. On the left is a blue-tinted image of healthcare professionals in a meeting, with the text "Welcome to CMS.gov Hospital Quality Reporting" overlaid. On the right is the login form, which includes the heading "Log in" and the instruction "Enter your HARP user ID and password". Below this are two input fields: "User ID" and "Password". A link "Having trouble logging in?" is positioned below the password field. At the bottom of the form, there is a "Log in" button (highlighted with a red border) and a "Sign up" button. A line of text below the buttons reads "By logging in, you agree to the Terms & Conditions."

3. Select a device to verify your account. Click on **Next**.

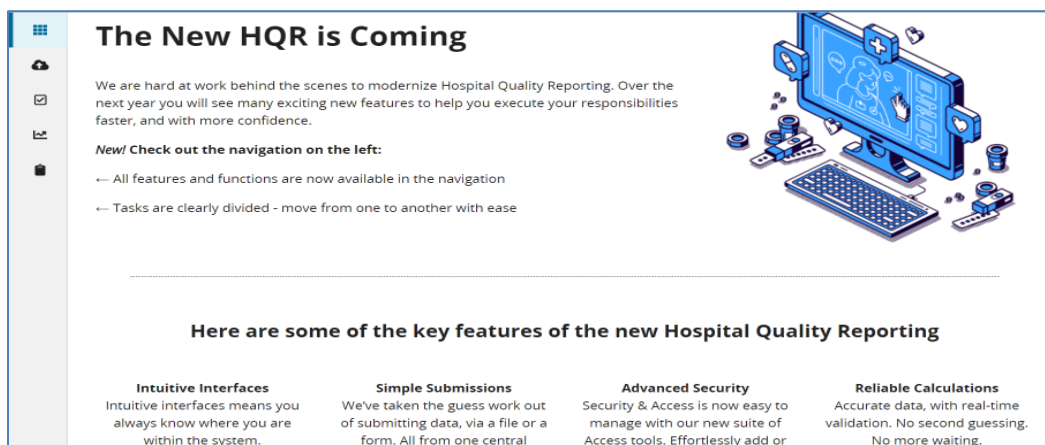
Hospital IQR Program Reference Guide: Entering PC-01 Data via the HQR System



- Continue the two-factor authentication by entering your security code. Click on **Next**.

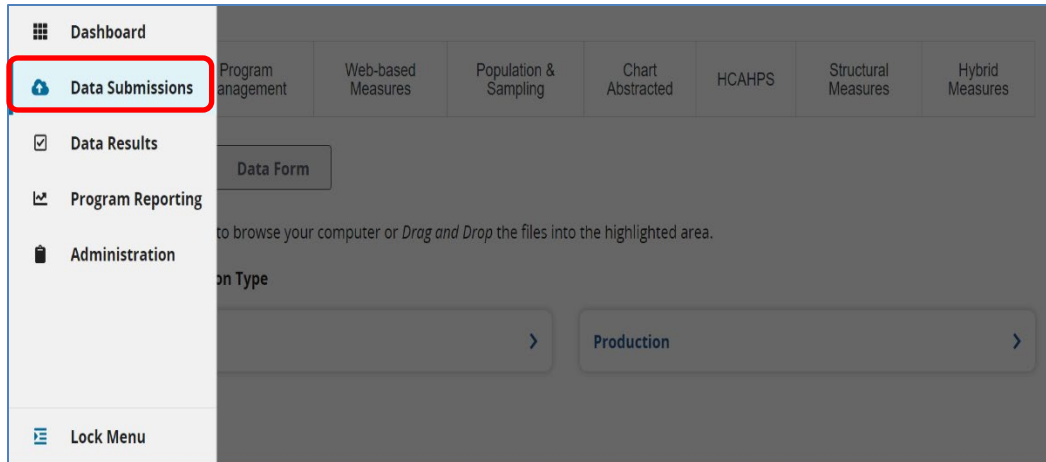


- The HQR home page will open.

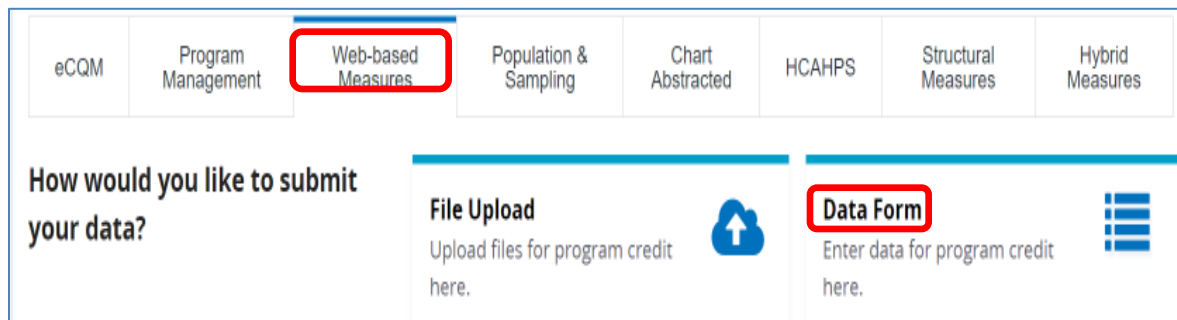


- Under the Dashboard, on the left-hand side of the screen, click on **Data Submissions**.

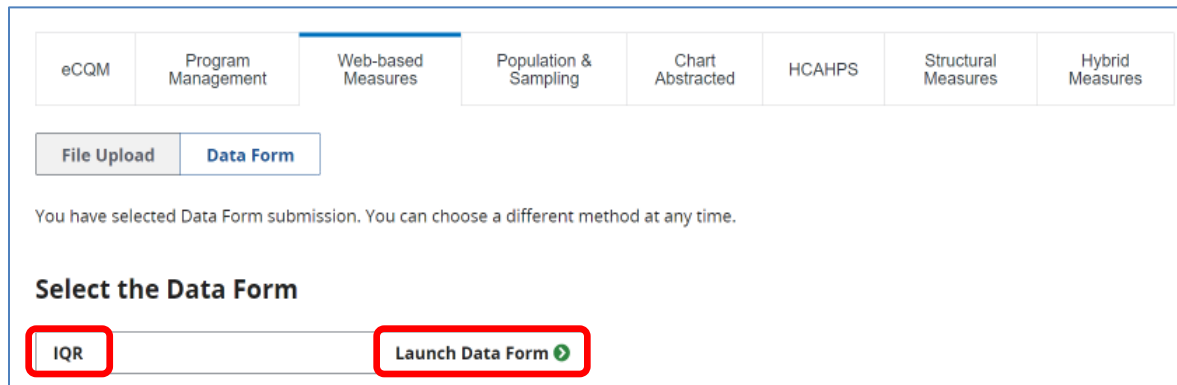
Hospital IQR Program Reference Guide: Entering PC-01 Data via the HQR System



7. Click on **Web-based Measures and Data Form.**



8. Select **IQR** and **Launch Data Form**



9. On the Inpatient Quality Reporting (IQR) page, verify **Discharge Quarter**.
The most current discharge quarter will be displayed. Click on **Start Measure**.

Hospital IQR Program Reference Guide: Entering PC-01 Data via the HQR System



10. The *PC-01: Elective Delivery* screen will open. Complete the eight (three Population, one Numerator, one Denominator, and three Exclusion questions) measure questions as indicated by the red asterisk.

Helpful Tip: Make sure to allow ample time before the deadline to review and, if necessary, correct your data. Hospitals can update/correct their submitted clinical data until the Centers for Medicare & Medicaid Services (CMS) submission deadline. Immediately after that deadline the *HQR Secure Portal* will be locked. Any updates made after the submission deadline will not be reflected in the data CMS uses.

11. Complete the three Population questions.

Helpful Tip: For information on abstracting the PC-01 measure, please refer to the applicable version of the PC-01 measure specifications on the [Specifications Manual for Joint Commission National Quality Measures](#) page on The Joint Commission website.

Hospital IQR Program Reference Guide: Entering PC-01 Data via the HQR System



12. Complete the Numerator question, Denominator question, and the three exclusion questions. Once you have completed the questions, select the **Save & Return** button.

Numerator

* What was the number of patients with elective deliveries?

Denominator

* What was the total number of patients delivering newborns with >= 37 and < 39 weeks of gestation completed?

Exclusions

* What was the exclusion count for the ICD-10-CM Principal or Other Diagnosis Code for Elective Delivery?

* What was the exclusion count for Gestational age patients < 37 or >= 39 weeks?

* What was the exclusion count for those with a History of Stillbirth?

13. Once you have previewed the data and have verified, they are correct, select the **I'm ready to submit** button.

Inpatient Quality Reporting (IQR)

Discharge Quarter: 1Q2020

CMS Certification Number:
Submission Period: 7/1/2020 - 8/17/2020
With Respect to Reporting Period: 01/01/2020 - 03/31/2020
Last Updated:

Current Submission Period: **Open**

Enter Preview Submit

PC-01
Elective Delivery

14. Once the data have been submitted, the PC-01 rate, numerator, and denominator will display. To edit the data, click on Edit Measure. To save or make a copy of the data, select **Export Data**.

Hospital IQR Program Reference Guide: Entering PC-01 Data via the HQR System



Inpatient Quality Reporting (IQR)

Discharge Quarter: 1Q2020

✓ IQR Measures Successfully Submitted
IQR Measures for |

CMS Certification Number:
Submission Period: 7/1/2020 - 8/17/2020
With Respect to Reporting Period: 01/01/2020 - 03/31/2020
Last Updated: 7/2/2020 4:05 PM

Current Submission Period: **Open**

✓ Enter ————— ✓ Preview ————— ✓ Submit

+ PC-01 ✓ Complete
Elective Delivery

Rate for this measure

13%	5	38
	Numerator	Denominator

Lower rates are better

[Export Data](#)

[Edit Measure](#)

Important Note: When using the web-based data entry tool, the system has been designed to allow users to save their data and submit at a later date. To complete submission, the user **must click Save and Return** on the data entry screen **and I'm Ready to Submit on the next screen**. If the user returns to view or edit the data, I'm Ready to Submit **must be clicked again** to ensure submission.