

Hospital Inpatient Quality Reporting Program Reference Guide: Entering PC-01 Data via the Hospital Quality Reporting System

This guidance is for providers in the Hospital Inpatient Quality Reporting (IQR) Program entering Perinatal Care (PC)-01 data through the Hospital Quality Reporting (HQR) System. Hospitals that do not have an obstetrics unit or do not deliver babies may submit an [Inpatient Prospective Payment System \(IPPS\) Quality Reporting Programs Measure Exception Form](#). Hospitals that do not deliver babies must enter a zero (0) for each of the PC-01 data entry fields prior to each quarterly submission deadline unless they submit this form.

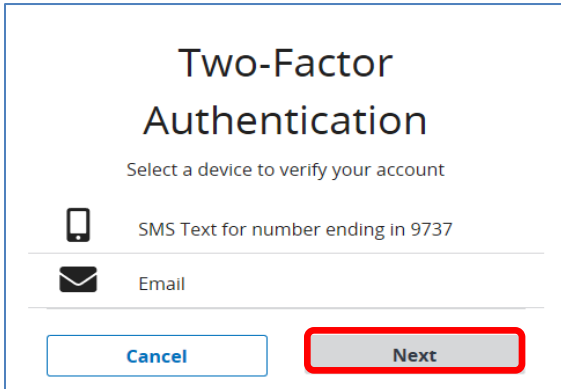
NOTE: If your hospital submitted an IPPS Quality Reporting Programs Measure Exception Form for PC-01 and the data are not submitted, your Provider Participation Report will continue to display “Not Submitted” for PC-01 measure submission.

1. In your Internet browser, navigate to <https://hqr.cms.gov>.
2. The Hospital Quality Reporting home page will open. Enter your HARP User ID and Password. Click on **Login**.



The screenshot shows the 'HARP Sign In' page. At the top, it says 'HARP Sign In' followed by the instruction 'Enter your User ID and Password to login.' Below this are two input fields: 'User ID' and 'Password'. A 'Login' button is located below the password field and is highlighted with a red box. At the bottom of the page, there is a link that says 'Need a HARP account? Create one [here](#).'

3. Select a device to verify your account. Click on **Next**.



The screenshot shows the 'Two-Factor Authentication' page. It has the heading 'Two-Factor Authentication' and the instruction 'Select a device to verify your account'. There are two radio button options: 'SMS Text for number ending in 9737' and 'Email'. At the bottom, there are two buttons: 'Cancel' and 'Next'. The 'Next' button is highlighted with a red box.

Hospital IQR Program Reference Guide: Entering PC-01 Data via the HQR System



- Continue the two-factor authentication by entering your security code.
Click on **Continue**.

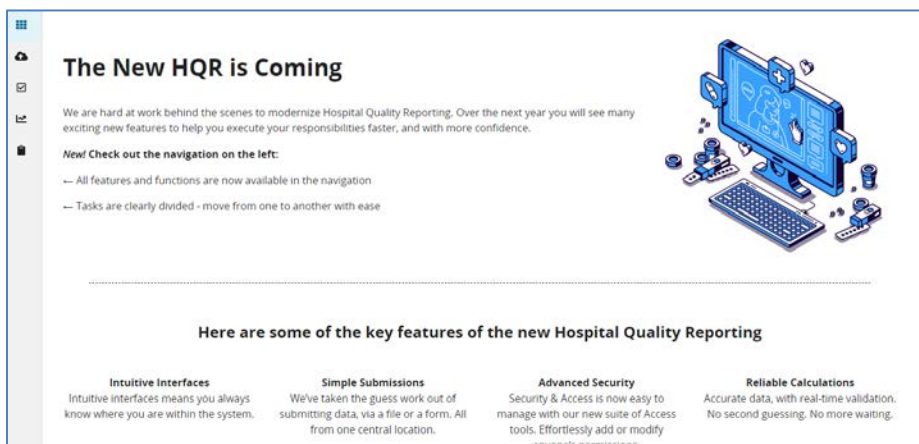
The screenshot shows a 'Two-Factor Authentication' screen. At the top, it says 'Two-Factor Authentication'. Below that, it reads: 'For your security, we need to authenticate your request. We've sent a verification code via: SMS Text. Please enter it below.' There is a text input field labeled 'Enter Code'. Below the input field is a blue button with the text 'Continue', which is highlighted with a red border. At the bottom, it says 'Code sent' with a green checkmark icon and a link that says 'Change two factor authentication'.

- On the Terms & Conditions page, scroll down to the bottom of the Terms & Conditions. Click on **Accept**.

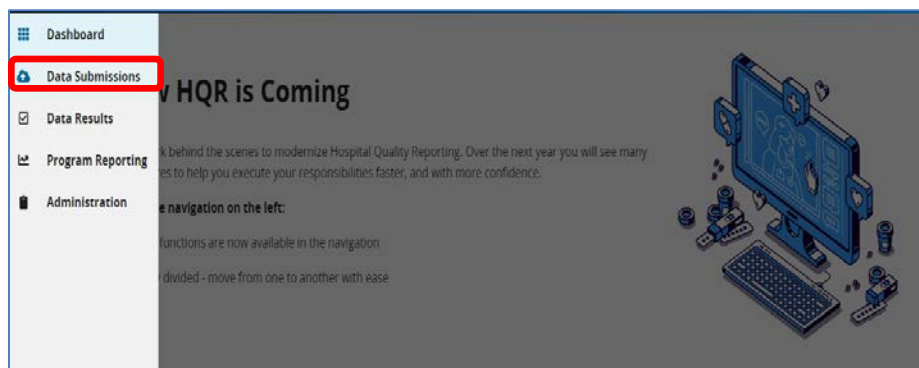
The screenshot shows a 'Terms & Conditions' screen. The title 'Terms & Conditions' is at the top. Below it is a scrollable area containing two paragraphs of text. The first paragraph states: 'any communication or data transiting or stored on this system. At any time, and for any lawful Government purpose, the government may monitor, intercept, and search and seize any communication or data transiting or stored on this system.' The second paragraph states: 'Any communication or data transiting or stored on this system may be disclosed or used for any lawful Government purpose.' Below the scrollable area, there is a checkbox labeled 'I accept the above Terms and Conditions'. At the bottom, there are two buttons: 'Cancel' and 'Accept'. The 'Accept' button is highlighted with a red border.

- The Hospital Quality Reporting (HQR) home page will open.

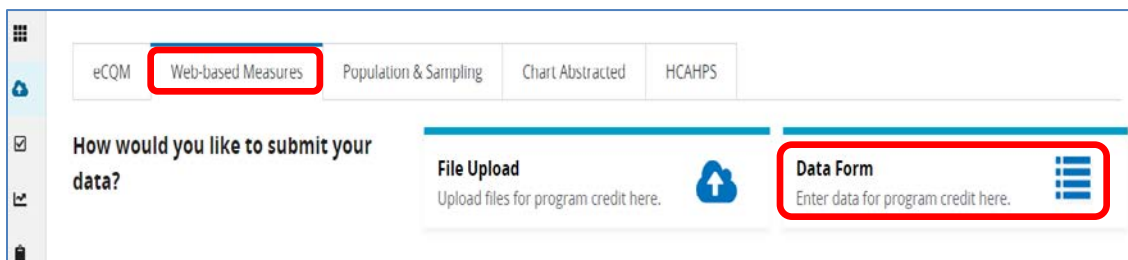
Hospital IQR Program Reference Guide: Entering PC-01 Data via the HQR System



7. Under the Dashboard, on the left-hand side of the screen, click on **Data Submissions**.

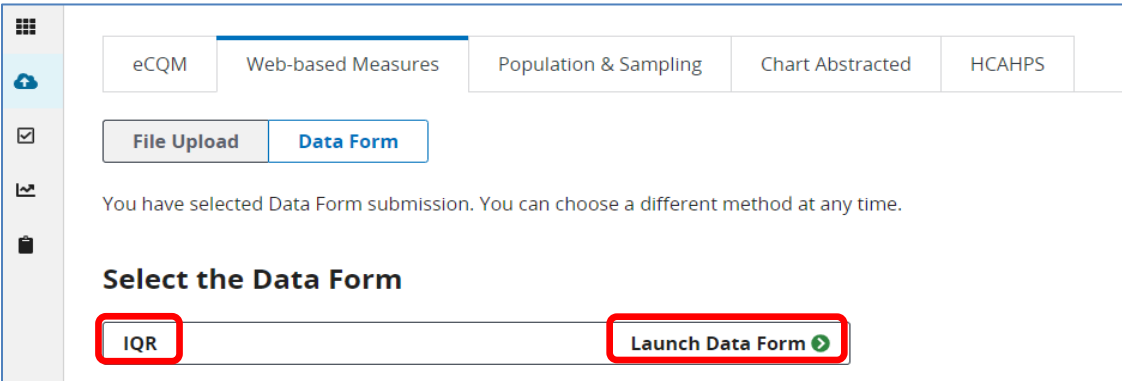


8. Click on **Web-based Measures** and **Data Form**.



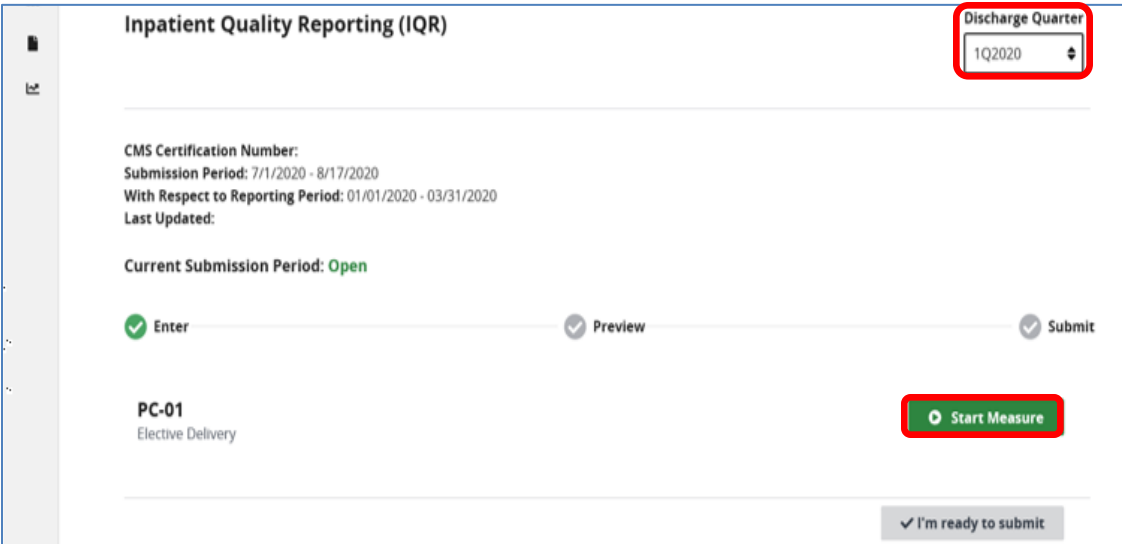
9. Select **IQR** and **Launch Data Form**

Hospital IQR Program Reference Guide: Entering PC-01 Data via the HQR System



The screenshot shows the HQR System interface. At the top, there are tabs for 'eCQM', 'Web-based Measures', 'Population & Sampling', 'Chart Abstracted', and 'HCAHPS'. Below these, there are buttons for 'File Upload' and 'Data Form'. A message states: 'You have selected Data Form submission. You can choose a different method at any time.' Underneath, the heading 'Select the Data Form' is followed by a dropdown menu with 'IQR' selected and a 'Launch Data Form' button with a green arrow icon. Both the 'IQR' dropdown and the 'Launch Data Form' button are highlighted with red boxes.

10. On the Inpatient Quality Reporting (IQR) page, verify **Discharge Quarter**. The most current discharge quarter will be displayed. Click on **Start Measure**.



The screenshot shows the 'Inpatient Quality Reporting (IQR)' page. At the top right, there is a 'Discharge Quarter' dropdown menu with '1Q2020' selected, highlighted with a red box. Below this, the page displays 'CMS Certification Number:', 'Submission Period: 7/1/2020 - 8/17/2020', 'With Respect to Reporting Period: 01/01/2020 - 03/31/2020', and 'Last Updated:'. The 'Current Submission Period: Open' is shown in green. A progress bar has three steps: 'Enter' (checked), 'Preview' (checked), and 'Submit' (checked). Below the progress bar, the measure 'PC-01 Elective Delivery' is listed, and a 'Start Measure' button is highlighted with a red box. At the bottom right, there is a button that says 'I'm ready to submit'.

11. The *PC-01: Elective Delivery* screen will open. Complete the eight (three Population, one Numerator, one Denominator, and three Exclusion questions) measure questions as indicated by the red asterisk.

HELPFUL TIP: Make sure to allow ample time before the deadline to review and, if necessary, correct your data. Hospitals can update/correct their submitted clinical data until the Centers for Medicare & Medicaid Services (CMS) submission deadline. Immediately after that deadline the CMS Clinical Data Warehouse will be locked. Any updates made after the submission deadline will not be reflected in the data CMS uses.

12. Complete the three Population questions.

Hospital IQR Program Reference Guide: Entering PC-01 Data via the HQR System



PC-01
Elective Delivery

* Indicates required measure

Population

- * What was your hospital's Total Mother Population?
- * What was your hospital's sample size?
- * What was your hospital's sampling frequency?

CMS Certification Number:

Submission Period:
7/1/2020 - 8/17/2020

With Respect to Reporting Period:
01/01/2020 - 03/31/2020

Last Updated:

HELPFUL TIP: For information on abstracting the PC-01 measure, please refer to the applicable version of the PC-01 measure specifications on the [Specifications Manual for Joint Commission National Quality Measures](#) page on The Joint Commission website.

13. Complete the Numerator question, Denominator question, and the three exclusion questions. Once you have completed the questions, select the **Save & Return** button.

Numerator

- * What was the number of patients with elective deliveries?

Denominator

- * What was the total number of patients delivering newborns with ≥ 37 and < 39 weeks of gestation completed?

Exclusions

- * What was the exclusion count for the ICD-10-CM Principal or Other Diagnosis Code for Elective Delivery?
- * What was the exclusion count for Gestational age patients < 37 or ≥ 39 weeks?
- * What was the exclusion count for those with a History of Stillbirth?

14. Once you have previewed the data and have verified, they are correct, select the **I'm ready to submit** button.

Hospital IQR Program Reference Guide: Entering PC-01 Data via the HQR System



Inpatient Quality Reporting (IQR) Discharge Quarter
1Q2020

CMS Certification Number:
Submission Period: 7/1/2020 - 8/17/2020
With Respect to Reporting Period: 01/01/2020 - 03/31/2020
Last Updated:

Current Submission Period: **Open**

Enter Preview Submit

PC-01
Elective Delivery **Start Measure**

I'm ready to submit

15. Once the data have been submitted, the PC-01 rate, numerator, and denominator will display. To edit the data, click on Edit Measure. To save or make a copy of the data, select **Export Data**.

Inpatient Quality Reporting (IQR) Discharge Quarter
1Q2020

IQR Measures Successfully Submitted
IQR Measures for |

CMS Certification Number:
Submission Period: 7/1/2020 - 8/17/2020
With Respect to Reporting Period: 01/01/2020 - 03/31/2020
Last Updated: 7/2/2020 4:05 PM **Export Data**

Current Submission Period: **Open**

Enter Preview Submit

PC-01 ✔ Complete
Elective Delivery **Edit Measure**

Rate for this measure

13%	5 Numerator	38 Denominator
------------	-----------------------	--------------------------

Lower rates are better