

Welcome!

- **Audio for this event is available via GlobalMeet® Internet streaming.**
- **Connect via Chrome.**
- **No telephone line is required.**
- **Computer speakers or headphones are necessary to listen to streaming audio.**
- **Limited dial-in lines are available. Please request a dial-in line via the “Ask a Question” box.**
- **This event is being recorded.**



Troubleshooting Audio

Audio from computer speakers breaking up?

Audio suddenly stop?

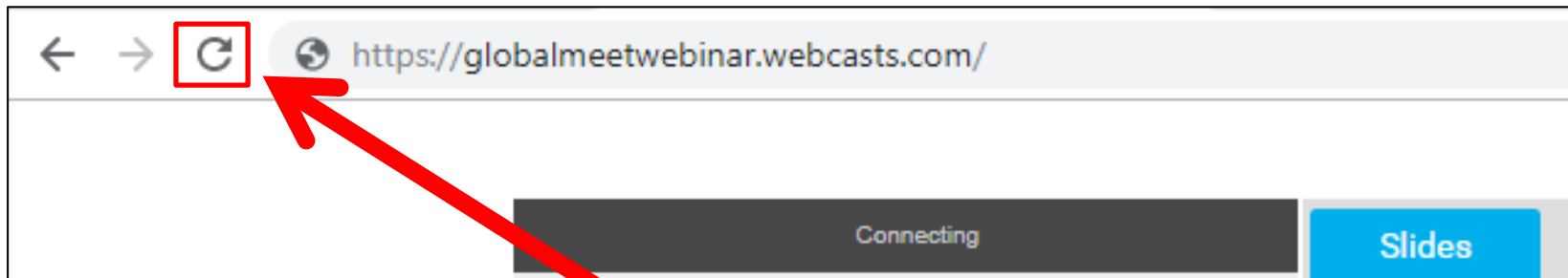
Click Refresh

– or –

Press F5



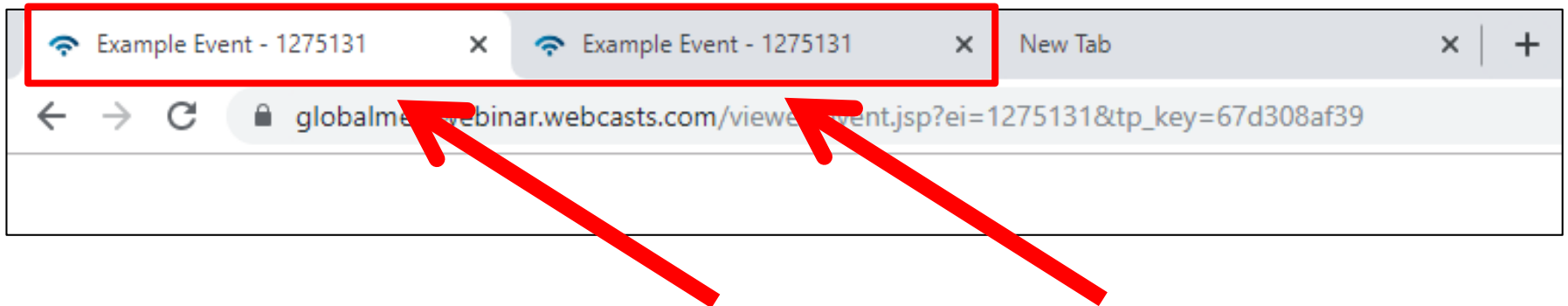
F5 Key
Top Row of Keyboard



Refresh

Troubleshooting Echo

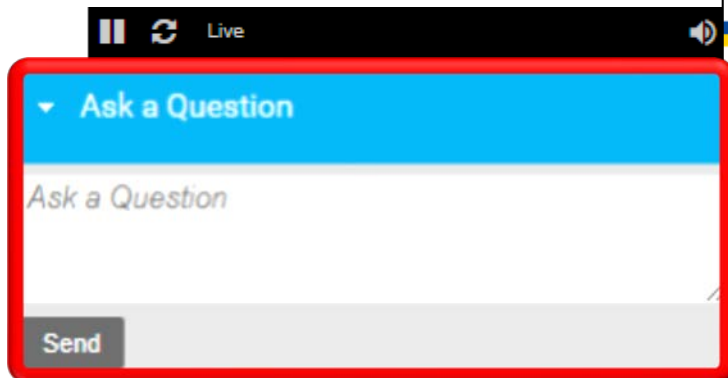
- Hear a bad echo on the call?
- Echo is caused by multiple browsers/tabs open to a single event (multiple audio feeds).
- Close all but one browser/tab and the echo will clear.



Example of Two Browsers/Tabs Open in Same Event

Submitting Questions

Type questions in the “Ask a Question” section, located on the left-hand side of your screen.



Today's Presentation



SNF VBP: Understanding your August 2020 Performance Score Report

October 22, 2020

Speakers and Subject Matter Experts

Donna Bullock, MPH, RN

SNF VBP Program Subject Matter Expert

Outpatient Quality Program Systems and Stakeholder Support

Bethany Bunch, MSHA

SNF VBP Program Lead

Outpatient Quality Program Systems and Stakeholder Support

Michael DiBello, MPH

SNF VBP Program Analyst

Division of Value, Incentives, and Quality Reporting Program Support

Purpose

This event will provide an overview of the Skilled Nursing Facility Value-Based Purchasing (SNF VBP) Program for Fiscal Year (FY) 2021, including the scoring methodology, which transforms performance scores into incentive payment multipliers (IPMs), and information for accessing and reading your facility's Performance Score Report (PSR).

Objectives

Participants will be able to:

- Recall the scoring methodology used to calculate results for the SNF VBP Program.
- Download their facility's SNF VBP PSRs.
- Identify key values in their facility's SNF VBP PSRs.

Acronyms

CAH	Critical Access Hospitals	MDS	Minimum Data Set
CASPER	Certification and Survey Provider Enhanced Reports	NQF	National Quality Forum
CCN	CMS Certification Number	PAMA	Protecting Access to Medicare Act
CMS	Centers for Medicare & Medicaid Services	PPS	Prospective Payment System
FAQ	frequently asked questions	PSR	Performance Score Report
FFS	Fee-For-Service	Q	quarter
FR	<i>Federal Register</i>	QIES	Quality Improvement and Evaluation System
FY	Fiscal Year	RSRR	Risk-Standardized Readmission Rate
IPM	Incentive Payment Multiplier	SNF	Skilled Nursing Facility
LTC	Long-Term Care	SNFRM	Skilled Nursing Facility 30-Day All-Cause Readmission Measure
LVA	Low Volume Adjustment	VBP	Value-Based Purchasing

SNF VBP: Understanding your August 2020 Performance Score Report

Overview of SNF VBP Program

Program Background

- The Protecting Access to Medicare Act (PAMA) of 2014 authorized the SNF VBP Program.
- The SNF VBP Program awards incentive payments to SNFs per the quality of care provided to Medicare beneficiaries.
 - The SNF VBP Program measures quality of care with a single all-cause hospital readmission measure, as mandated by PAMA.
- CMS withholds 2 percent of SNF Medicare Fee-For-Service (FFS) payments to fund the program, and 60 percent of these withheld funds are redistributed to SNFs in the form of incentive payments.
 - The SNF VBP Program began awarding incentive payments to SNFs on October 1, 2018.

Eligibility

- All SNFs paid under Medicare's SNF PPS are included in the SNF VBP Program.
- The types of SNFs that are paid under the SNF PPS include freestanding SNFs, SNFs associated with acute care facilities, and all non-critical access hospital (CAH) swing bed rural facilities.

SNF VBP Program Measure

- The SNF VBP Program measures quality of care with a single all-cause hospital readmission measure, the SNF 30-Day All-Cause Readmission Measure (SNFRM), National Quality Forum (NQF) #2510.
 - Per PAMA, the all-cause measure will be replaced as soon as practicable with a potentially preventable readmission measure.
- The SNFRM measures the rate of all-cause, unplanned hospital readmissions for SNF residents within 30 days of discharge from a prior hospital stay to a SNF.
- The SNFRM is a risk-standardized readmission rate (RSRR).
 - Risk adjustment accounts for patient-level risk factors, including clinical and demographic characteristics.
- The SNFRM is calculated for each SNF during a baseline and performance period for use in the SNF VBP Program.

SNF VBP: Understanding your August 2020 Performance Score Report

SNF VBP Program Scoring Methodology

FY 2021 Program Year Baseline and Performance Periods

- There are two measurement periods associated with a program year:
 - Baseline Period
 - FY 2017 (October 1, 2016–September 30, 2017)
 - Performance Period
 - FY 2019 (October 1, 2018–September 30, 2019)
- The Baseline Period and Performance Period RSRRs are used to determine a SNF's incentive payment multiplier that will be applied for this upcoming Program Year:
 - FY 2021 (October 1, 2020–September 30, 2021)

Performance Standards

- Performance standards are composed of two metrics:
 - **Benchmark:** Average (mean) performance of the top decile (10%) of SNFs during the baseline period
 - **Achievement Threshold:** Performance at the 25th percentile of SNFs during the baseline period
- A SNF's inverted RSRR ($1 - \text{RSRR}$) is compared to these performance standards when calculating their achievement and improvement scores.
- For more details, see the recently updated SNF VBP FAQ: <https://www.cms.gov/files/document/snf-vbp-faq-august-2020.pdf>

Performance Standards

The Performance Standards for Program Year (Fiscal Year) 2021 were announced in the FY 2019 SNF PPS Final Rule (83 FR 39276):

<https://www.govinfo.gov/content/pkg/FR-2018-08-08/pdf/2018-16570.pdf>

Program Year	Achievement Threshold	Benchmark
FY 2021	0.79476	0.83212

SNF VBP Scoring

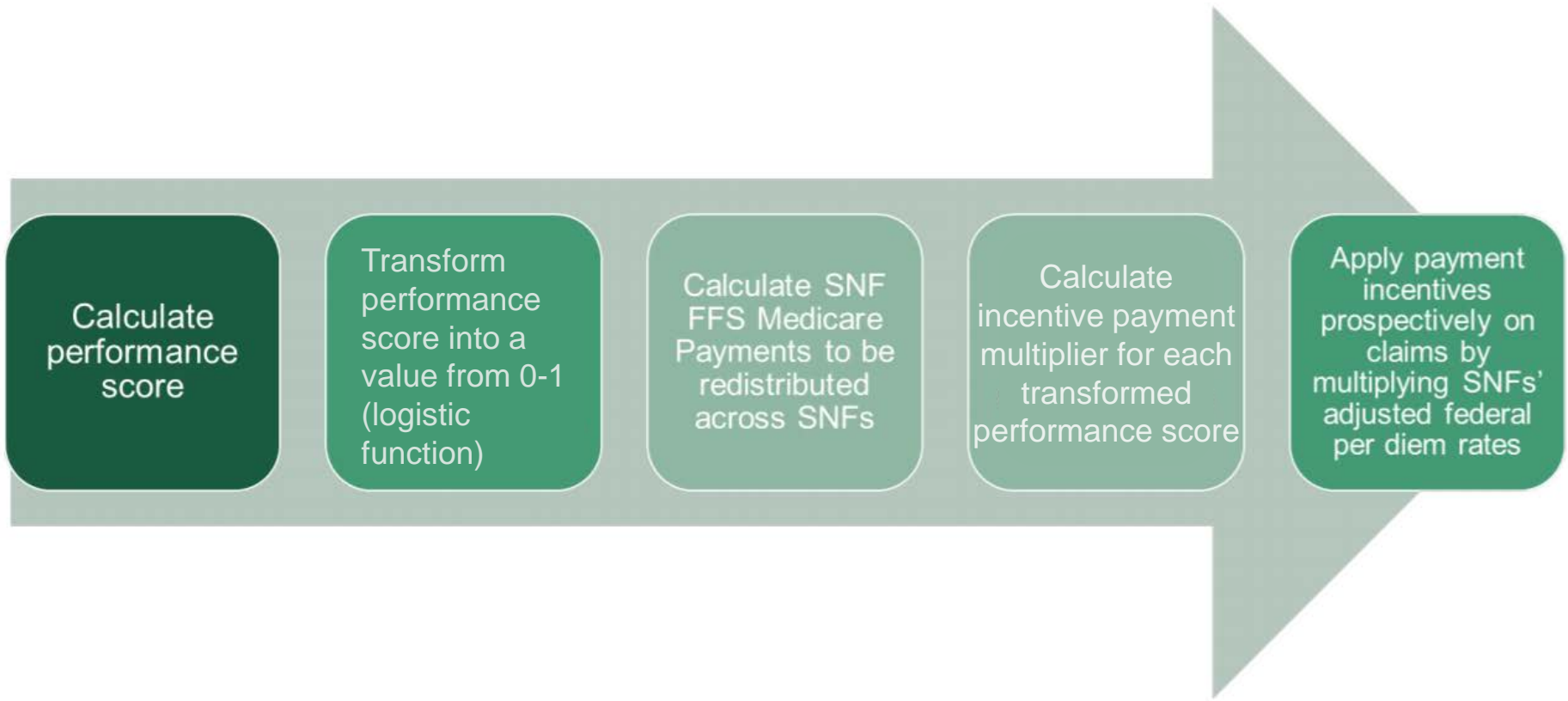
- SNFs' performance period RSRRs are compared to:
 - Their own past performance to calculate an improvement score.
 - National SNF performance during the baseline period to calculate an achievement score.
- The higher of the achievement and improvement scores becomes the SNF's performance score.
- SNFs with less than 25 eligible stays during the baseline period will not receive an improvement score.
 - These SNFs will be scored on achievement only.
- SNFs with less than 25 eligible stays during the performance period will be "held harmless."
 - These SNFs will receive a "net-neutral" performance score and incentive payment multiplier, effectively receiving the same Federal per diem rate that they would have received in the absence of the Program.

Program Rank

SNF VBP Program Rank:

- Lower numbers indicate better performance.
- The best performers (Performance Score = 100) receive a rank of 1.
- SNFs with the same Performance Score will receive the same rank.

Incentive Payment Calculation



Incentive Payment Multipliers

Multiplier > 1 *Net Positive*

SNF earns more than the 2% withhold back (e.g., the SNF receives more payment than they would absent of the Program)

Multiplier = 1 *Net Neutral*

SNF earns the full 2% withhold back (e.g., the SNF receives the same payment than they would absent of the Program)

Multiplier < 1 *Net Negative*

SNF earns less than the 2% withhold back (e.g., the SNF receives less payment than they would absent of the Program)

SNF VBP: Understanding your August 2020 Performance Score Report

Summary of Results from FY 2021 Program Year

Performance on the SNF VBP Readmission Measure

- During the baseline period (FY 2017), SNFs had an average risk-standardized hospital readmission rate of 19.560%.
- During the performance period (FY 2019), SNFs had an average risk-standardized hospital readmission rate of 19.940%.
- SNFs had slightly higher all-cause risk-standardized hospital readmission rates during the performance period relative to the baseline period.

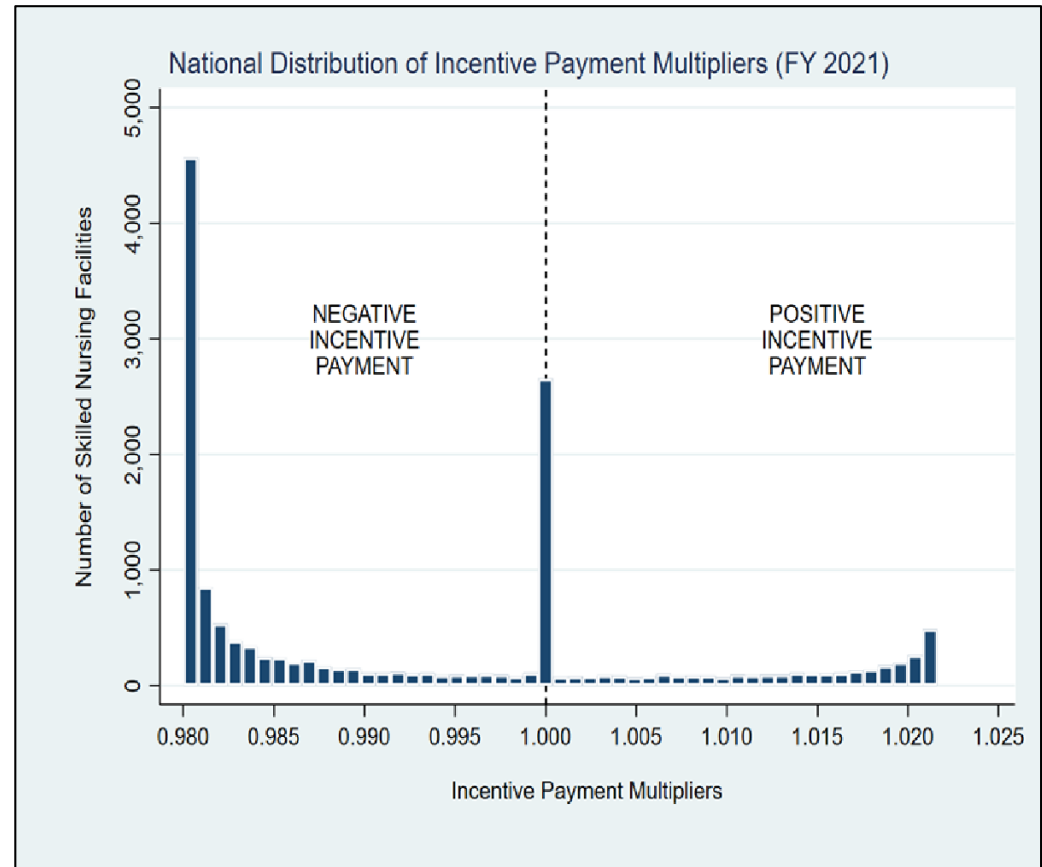
Descriptive Statistics for SNF RSRRs, SNF VBP Program, FY 2021

Risk-Standardized Readmission Rate	Mean (Average)	Minimum	25th Percentile	50th Percentile (Median)	75th Percentile	Maximum
Baseline Period: FY 2017 (N = 14,821)	19.560%	12.897%	18.499%	19.422%	20.518%	29.946%
Performance Period: FY 2019 (N = 15,090)	19.940%	12.856%	18.853%	19.791%	20.899%	31.510%

N=15,090 for SNFs that had at least one eligible stay in FY 2019 and were present in the most recent active provider file. N=14,821 for FY 2017 RSRRs as these SNFs had at least one eligible stay in FY 2017 and in FY 2019 and were present in the most recent active provider file.

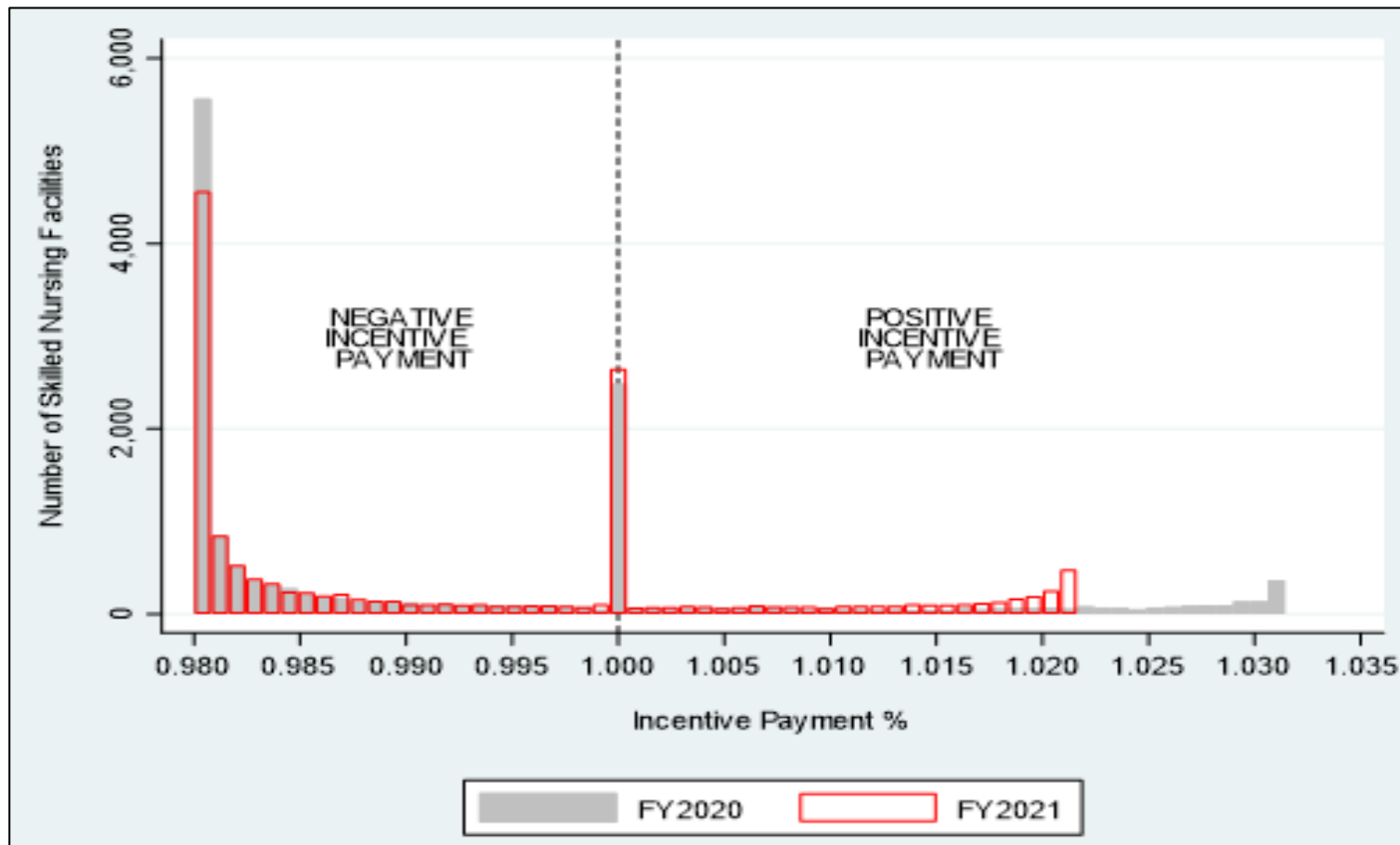
FY 2021 Distribution of Incentive Payment Multipliers (IPMs)

- Incentive payments ranged from the full 2% reduction (IPM = 0.980) to a 2.1% increase in payment (IPM = 1.021).
- Average SNF received 0.7% net payment reduction (IPM = 0.993).



The high volume of SNFs at the value of IPM=1.000 on the graph is due to the application of the Low Volume Adjustment (LVA) Policy, which results in SNFs receiving a net-neutral IPM.

IPMs in FY 2020 and FY 2021 SNF VBP Program Years



The high volume of SNFs at the value of Incentive Payment %=1.000 on the graph is due to the application of the LVA Policy, which results in SNFs receiving a net-neutral IPM.

SNF VBP: Understanding your August 2020 Performance Score Report

How to Read Your Performance Score Report

Tab 1: Cover Sheet

Skilled Nursing Facility Value-Based Purchasing (SNF VBP) Program Year FY 2021
August 2020 Performance Score Report

1 Performance Period: Fiscal Year (FY) 2019 (October 1, 2018 - September 30, 2019)
Baseline Period: FY 2017 (October 1, 2016 - September 30, 2017)

2 Provider Name: **Example Skilled Nursing Facility**
Provider CCN: **000000**

CONTENTS

3 This workbook contains your SNF's performance results for the FY 2021 SNF VBP Program Year. This includes the incentive payment multiplier that will be applied to your SNF's Medicare fee-for-service claims in FY 2021, from October 1, 2020, through September 30, 2021.

4 **Tab 2** of this workbook contains facility-level data, including your SNF's performance score, rank, and incentive payment multiplier for the FY 2021 Program Year. Additional information regarding your SNF's incentive payment multiplier can be found in **Tab 3**. SNFs have an opportunity to review and submit corrections to their SNF VBP performance score and program rank **only up to 30 days following this report being made available**; this constitutes Phase Two of the SNF VBP Review and Correction process. Correction requests may be emailed to SNFVBP@rti.org with the subject line "SNF VBP Review and Correction Inquiry" along with the following information: your SNF's CMS Certification Number (CCN); your SNF's name; the correction request; and the reason for requesting the correction.

SNF VBP performance scores are based on the Skilled Nursing Facility 30-Day All-Cause Readmission Measure (SNFRM), a quality measure that assesses rates of unplanned hospital readmissions for Medicare fee-for-service beneficiaries within 30 days of discharge from a prior hospital stay. The SNFRM is risk-adjusted to account for various stay-level risk factors, such as clinical and demographic characteristics.

Please note that your stay- and facility-level data and results for the FY 2021 baseline period (FY 2017) were included in your December 2019 Quarterly Report. Your stay- and facility-level data and results for the FY 2021 performance period (FY 2019) were included in your June 2020 Quarterly Report.

Tab 4 of this workbook contains a Data Dictionary with additional information on the data in **Tabs 2 and 3**.

Your facility's Annual Performance Score Report is a read-only document, which prevents users from making unintentional changes. To make changes to the file, use the File\Save As option to save the document with a different filename.

5 If you have questions about the contents of your workbook, please e-mail the SNF VBP Help Desk at SNFVBP@rti.org

If you would like to learn more about the SNF VBP Program, please visit the Centers for Medicare & Medicaid Services (CMS) website: <https://www.cms.gov/Medicare/Quality-Initiatives-Patient-Assessment-Instruments/Value-Based-Programs/SNF-VBP/SNF-VBP-Page.html>

Descriptions

- 1 CMS uses the baseline and performance periods to calculate incentive payment multipliers for Program Year FY 2021.
- 2 SNF name and CMS Certification Number (CCN)
- 3 Dates the IPM will be applied to your SNF's payments
- 4 Steps to follow if you find an error in your SNF's report (Review and Correction instructions)
- 5 Contact information for questions regarding your SNF's report.

Tab 2: Facility Performance Baseline and Performance RSRR

Your SNF's FY 2021 SNF VBP Program Performance

Performance Period: Fiscal Year (FY) 2019 (October 1, 2018 - September 30, 2019)

Baseline Period: FY 2017 (October 1, 2016 - September 30, 2017)

Example Skilled Nursing Facility

SNF VBP Performance Information

Baseline Period Risk-Standardized Readmission Rate (RSRR)	18.265%
Performance Period RSRR	17.380%
Achievement Score	72.98803
Improvement Score	42.42765
Performance Score	72.98803
Program Rank	1,508
Incentive Payment Multiplier	1.0101368876

There were 4,761 unique (non-tied) performance scores in the FY 2021 SNF VBP Program and 15,090 SNFs eligible for the Program nationally.

If your SNF had fewer than 25 eligible stays during the baseline period (FY 2017), your baseline period RSRR and improvement score will be omitted from the table above. If your SNF had fewer than 25 eligible stays during the performance period (FY 2019), your performance period RSRR, achievement score, and improvement score will be omitted from the table above, and you will receive a neutral incentive payment multiplier, performance score and rank. Only the information contained in this table will be publicly reported.

Baseline Period RSRR:

The SNF's unplanned readmission rate during the baseline period (FY 2017)

Performance Period

RSRR: The SNF's unplanned readmission rate during the performance period (FY 2019)

Tab 2:

Facility Performance Scores

Your SNF's FY 2021 SNF VBP Program Performance

Performance Period: Fiscal Year (FY) 2019 (October 1, 2018 - September 30, 2019)

Baseline Period: FY 2017 (October 1, 2016 - September 30, 2017)

Example Skilled Nursing Facility

SNF VBP Performance Information	
Baseline Period Risk-Standardized Readmission Rate (RSRR)	18.265%
Performance Period RSRR	17.380%
Achievement Score	72.98803
Improvement Score	42.42765
Performance Score	72.98803
Program Rank	1,508
Incentive Payment Multiplier	1.0101368876

There were 4,761 unique (non-tied) performance scores in the FY 2021 SNF VBP Program and 15,090 SNFs eligible for the Program nationally.

If your SNF had fewer than 25 eligible stays during the baseline period (FY 2017), your baseline period RSRR and improvement score will be omitted from the table above. If your SNF had fewer than 25 eligible stays during the performance period (FY 2019), your performance period RSRR, achievement score, and improvement score will be omitted from the table above, and you will receive a neutral incentive payment multiplier, performance score and rank. Only the information contained in this table will be publicly reported.

Achievement Score: Indicator of how the SNF performed during the performance period compared to national SNF performance during the baseline period

- Ranges from 0 to 100

Improvement Score: Indicator of how the SNF performed during the performance period compared to their own performance during the baseline period

- Ranges from 0 to 90

Performance Score: The higher of the Achievement and Improvement Scores

- Ranges from 0 to 100
- Used to calculate the IPM

Tab 2: Facility Performance Rank and IPM

Your SNF's FY 2021 SNF VBP Program Performance

Performance Period: Fiscal Year (FY) 2019 (October 1, 2018 - September 30, 2019)

Baseline Period: FY 2017 (October 1, 2016 - September 30, 2017)

Example Skilled Nursing Facility

SNF VBP Performance Information	
Baseline Period Risk-Standardized Readmission Rate (RSRR)	18.265%
Performance Period RSRR	17.380%
Achievement Score	72.98803
Improvement Score	42.42765
Performance Score	72.98803
Program Rank	1,508
Incentive Payment Multiplier	1.0101368876

There were 4,761 unique (non-tied) performance scores in the FY 2021 SNF VBP Program and 15,090 SNFs eligible for the Program nationally.

If your SNF had fewer than 25 eligible stays during the baseline period (FY 2017), your baseline period RSRR and improvement score will be omitted from the table above. If your SNF had fewer than 25 eligible stays during the performance period (FY 2019), your performance period RSRR, achievement score, and improvement score will be omitted from the table above, and you will receive a neutral incentive payment multiplier, performance score and rank. Only the information contained in this table will be publicly reported.

Program Rank: A SNF's rank in the SNF VBP Program:

- Lower numbers indicate better performance.
- SNFs with the same Performance Score will receive the same rank.

IPM: When payments are made to SNF claims in FY 2021, the adjusted Federal per diem rate will be multiplied by this factor.

Tab 3: Payment Information

Your SNF's FY 2021 SNF VBP Program Payment Information	
Example Skilled Nursing Facility	
Your Incentive Payment Multiplier for FY 2021	
Starting October 1, 2020, your adjusted federal per diem rate will be multiplied by <u>1.0101368876</u> .	Your incentive payment multiplier is net-positive , meaning that your facility will earn back more than it would have in the absence of the SNF VBP Program.
Interpreting Incentive Payment Multipliers	
Incentive Payment Multiplier < 1	SNF receives less than the 2% withhold back (net-negative)
Incentive Payment Multiplier = 1	SNF receives the full 2% withhold (net-neutral)
Incentive Payment Multiplier > 1	SNF receives more than the 2% withhold back (net-positive)
<p>National Distribution of Incentive Payment Multipliers (FY 2021)</p> <p>The histogram shows the distribution of incentive payment multipliers for skilled nursing facilities in FY 2021. The x-axis represents the multiplier, ranging from 0.980 to 1.025. The y-axis represents the number of facilities, ranging from 0 to 5,000. A vertical dashed line is drawn at 1.000. The area to the left of 1.000 is labeled 'NEGATIVE INCENTIVE PAYMENT' and the area to the right is labeled 'POSITIVE INCENTIVE PAYMENT'. The distribution is heavily skewed to the left, with a peak of approximately 4,500 facilities at a multiplier of 0.980. There is a significant spike at 1.000, with approximately 2,500 facilities. There are very few facilities with multipliers greater than 1.000, with a small cluster between 1.020 and 1.025.</p>	

Tab 3:

Payment Information Your IPM

Your SNF's FY 2021 SNF VBP Program Payment Information
Example Skilled Nursing Facility

Your Incentive Payment Multiplier for FY 2021

1

Starting October 1, 2020, your adjusted federal per diem rate will be multiplied by **1.0101368876**.

Your incentive payment multiplier is **net-positive**, meaning that your facility will earn back **more than** it would have in the absence of the SNF VBP Program.

2

Interpreting Incentive Payment Multipliers

3

Incentive Payment Multiplier < 1	SNF receives less than the 2% withhold back (net-negative)
Incentive Payment Multiplier = 1	SNF receives the full 2% withhold (net-neutral)
Incentive Payment Multiplier > 1	SNF receives more than the 2% withhold back (net-positive)

1

Your SNF's IPM that will be used to adjust payment starting October 1, 2020

2

An explanation of the payment impact that the IPM will have on your SNF

3

General guidelines on how you can interpret your SNF's IPM

Tab 4:

Data Dictionary

DATA DICTIONARY	
VARIABLE NAME	DESCRIPTION
Baseline Period Risk-Standardized Readmission Rate (RSRR)	Your SNF's rate of unplanned readmissions in the baseline period (FY 2017), adjusted for stay-level risk factors such as clinical characteristics and comorbidities. SNFs with fewer than 25 eligible stays during the baseline period will not receive a baseline period RSRR.
Performance Period RSRR	Your SNF's rate of unplanned readmissions in the performance period (FY 2019), adjusted for stay-level risk factors such as clinical characteristics and comorbidities. SNFs with fewer than 25 eligible stays during the performance period will not receive a performance period RSRR.
Achievement Score	A measure of how well each SNF met the goals of the SNF VBP Program. Scores range from 0 to 100. SNFs with fewer than 25 eligible stays during the performance period will not receive an achievement score. Note that higher scores indicate better performance. For a full explanation of how SNF achievement scores are calculated, refer to the FY 2017 SNF Prospective Payment System (PPS) Final Rule: https://www.gpo.gov/fdsys/pkg/FR-2016-08-05/pdf/2016-18113.pdf
Improvement Score	A measure of how much each SNF in the SNF VBP Program has improved from the baseline period to the performance period. Scores range from 0 to 90. SNFs with fewer than 25 eligible stays during the baseline or performance period will not receive an improvement score. Note that higher scores indicate better performance. For a full explanation of how SNF improvement scores are calculated, refer to the FY 2017 SNF PPS Final Rule: https://www.gpo.gov/fdsys/pkg/FR-2016-08-05/pdf/2016-18113.pdf
Performance Score	The higher of a SNF's achievement score and improvement score. Scores range from 0 to 100. This score is used to calculate incentive payment multipliers for the SNF VBP Program. SNFs with fewer than 25 eligible stays during the performance period will be assigned a net-neutral performance score. Note that higher scores indicate better performance.
Program Rank	A SNF's national rank in the SNF VBP Program. There were 4,761 unique (non-tied) performance scores in the FY 2021 SNF VBP Program and 15,090 SNFs eligible for the Program nationally. SNFs with performance scores of 100 will receive a rank of 1. SNFs with fewer than 25 eligible stays during the performance period will be assigned a net-neutral rank.
Incentive Payment Multiplier	This multiplier is a result of your performance in the SNF VBP Program and will be applied to your SNF's adjusted federal per diem rate. When payments are made to SNF claims, the adjusted federal per diem rate will be multiplied by this factor. For example, an incentive payment multiplier of 0.99 would reflect a net payment reduction of 1%. SNFs with fewer than 25 eligible stays during the performance period will be assigned a net-neutral incentive payment multiplier.

Data Dictionary:
Provides definitions for the values included in the Performance Score Report

SNF VBP: Understanding your August 2020 Performance Score Report

Accessing your Performance Score Report

How to Access Your Report

Reports are distributed to SNFs via Quality Improvement and Evaluation System (QIES) Certification and Survey Provider Enhanced Reports (CASPER).

1. Login to the CMSNet with your CMSNet user ID and password.
2. Select CASPER Reporting link on the Welcome to the CMS QIES Systems for Providers web page.
3. Enter your QIES user ID and password in the fields on the QIES National System Login page. (The QIES user ID and password are the same credentials you use to submit Minimum Data Set [MDS] 3.0 records to the Assessment Submission and Processing system.)
4. Select the Login button.
5. On the CASPER Topics page, select the Folders tab from the top menu bar.
6. Select the SNF shared folder. A list of SNF VBP report links will display on the right-hand side of the web page.
7. Select the desired report name link to view the report. SNF VBP is included in the file name.

If your facility has not registered with Medicare's CASPER/QIES Reporting Systems, please contact the help desk at iQIES@cms.hhs.gov for registration and passwords. You can also review illustrated steps here: <https://www.cms.gov/Medicare/Quality-Initiatives-Patient-Assessment-Instruments/Value-Based-Programs/SNF-VBP/Downloads/SNF-VBP-Confidential-Feedback-Reports-Tutorial.pdf>

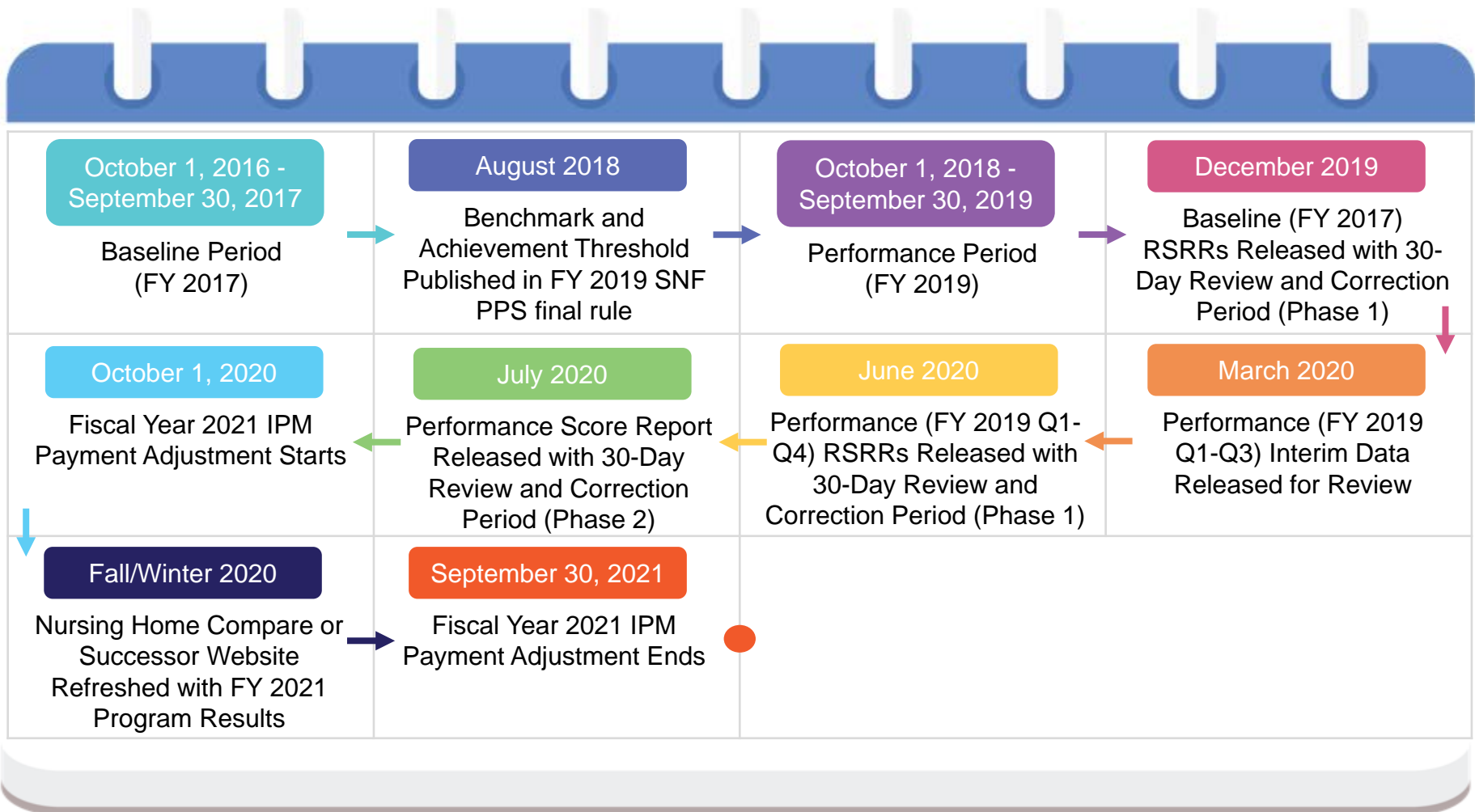
MDS Access

- To access the PSR, users must have MDS access to view the facility's shared Long-Term Care (LTC) folder.
 - If you do not have MDS access, you can request access by selecting **Add ePOC – PBJ – MDS Access** to your Active Individual User Account on the **Welcome to the CMS QIES Systems for Providers** page after logging into the CMS network with your CMSNet user ID and password.
 - Users without any PBJ/MDS/ePOC access, may request access to CMS systems here: <https://qtso.cms.gov/access-forms/mds-individual-access>
- If you are not able to access the report after requesting MDS access or your facility has not registered with Medicare's CASPER/QIES reporting systems, please contact the help desk at iQIES@cms.hhs.gov for assistance.
- For users without MDS access, CMS also recommends contacting other internal facility users with MDS access to download and securely share the report internally.

SNF VBP: Understanding your August 2020 Performance Score Report

Event Timelines

Timeline

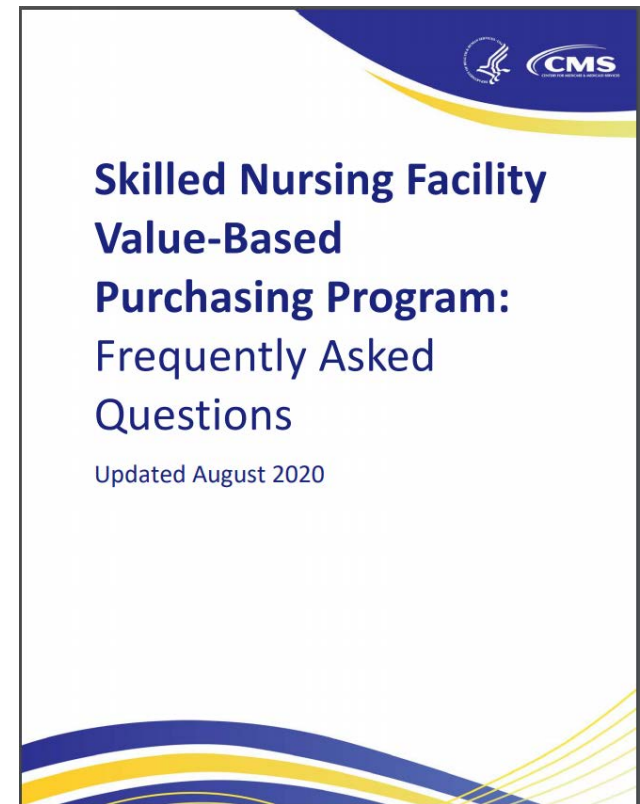


SNF VBP: Understanding your August 2020 Performance Score Report

Resources

Resources

- Nursing Home Compare:
<https://www.medicare.gov/nursinghomecompare/snfvbpdata.html>
- General Program Information:
<https://www.cms.gov/Medicare/Quality-Initiatives-Patient-Assessment-Instruments/Value-Based-Programs/SNF-VBP/SNF-VBP-Page.html>
- FAQ: <https://www.cms.gov/files/document/snf-vbp-faqs-august-2020.pdf>
- SNF VBP Help Desk: SNFVBP@rti.org
- Interim Final Rule :
<https://www.govinfo.gov/content/pkg/FR-2020-09-02/pdf/2020-19150.pdf>



SNF VBP: Understanding your August 2020 Performance Score Report

Q&A Session

Polling Question

Have you downloaded your facility's SNF VBP Performance Score Report?

- a) Yes
- b) No, but I plan to after the presentation
- c) No, I don't have access
- d) No, I don't plan to
- e) Not Applicable/Not a SNF

Polling Question

**How does your facility use the SNF VBP data?
Select all that apply.**

- a) Quality Improvement
- b) Care Management
- c) Financial Planning
- d) Not Applicable

Disclaimer

This presentation was current at the time of publication and/or upload onto the *Quality Reporting Center* and *QualityNet* websites. Medicare policy changes frequently. Any links to Medicare online source documents are for reference use only. In the case that Medicare policy, requirements, or guidance related to this presentation change following the date of posting, this presentation will not necessarily reflect those changes; given that it will remain as an archived copy, it will not be updated.

This presentation was prepared as a service to the public and is not intended to grant rights or impose obligations. Any references or links to statutes, regulations, and/or other policy materials included in the presentation are provided as summary information. No material contained therein is intended to take the place of either written laws or regulations. In the event of any conflict between the information provided by the presentation and any information included in any Medicare rules and/or regulations, the rules and regulations shall govern. The specific statutes, regulations, and other interpretive materials should be reviewed independently for a full and accurate statement of their contents.

SNF VBP: Understanding your August 2020 Performance Score Report

Thank You