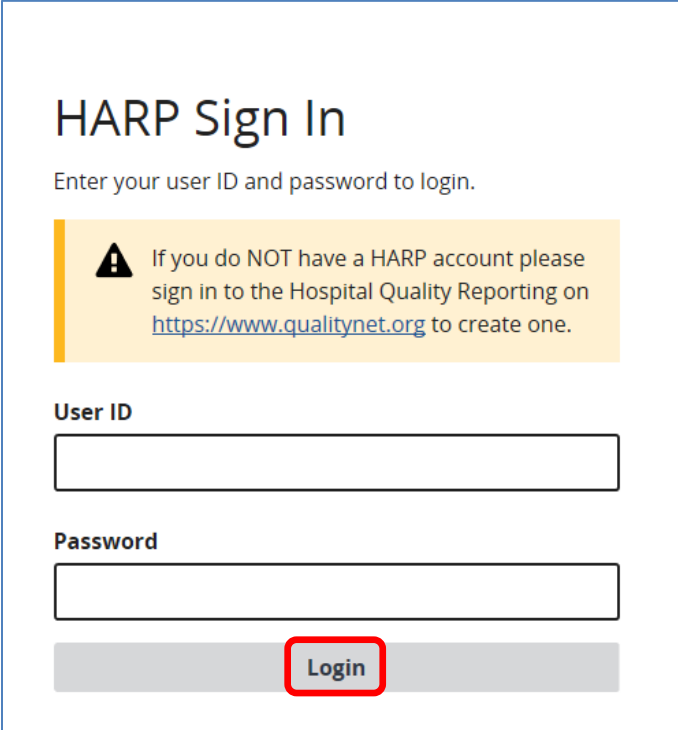


Hospital Inpatient Quality Reporting Program Reference Guide: Entering PC-01 Data via the Hospital Quality Reporting System

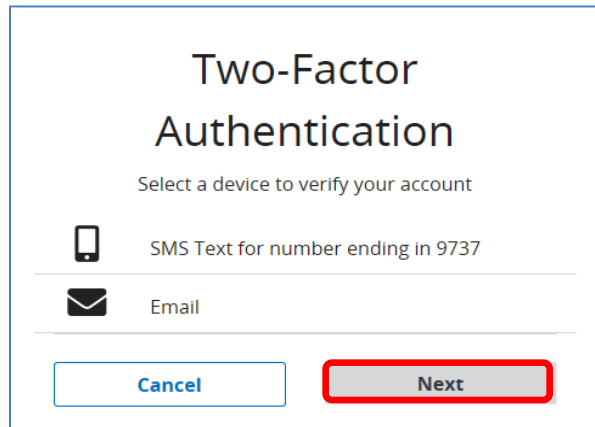
This guidance is for providers in the Hospital Inpatient Quality Reporting (IQR) Program entering Perinatal Care (PC)-01 data through the Hospital Quality Reporting (HQR) System. Hospitals that do not deliver babies may submit an [Inpatient Prospective Payment System \(IPPS\) Quality Reporting Programs Measure Exception Form](#). Otherwise, hospitals must complete this entire process each quarter by the submission deadline and enter a zero (0) for the measure questions.

1. In your Internet browser, navigate to <https://hqr.cms.gov>.
2. The Hospital Quality Reporting home page will open. Enter your HARP user ID and password. Click on **Login**.




The screenshot shows the HARP Sign In page. At the top, it says "HARP Sign In" and "Enter your user ID and password to login." Below this is a yellow warning box with a triangle icon and the text: "If you do NOT have a HARP account please sign in to the Hospital Quality Reporting on <https://www.qualitynet.org> to create one." There are two input fields: "User ID" and "Password". At the bottom, there is a "Login" button, which is highlighted with a red square in the original image.


3. Select a device to verify your account. Click on **Next**.



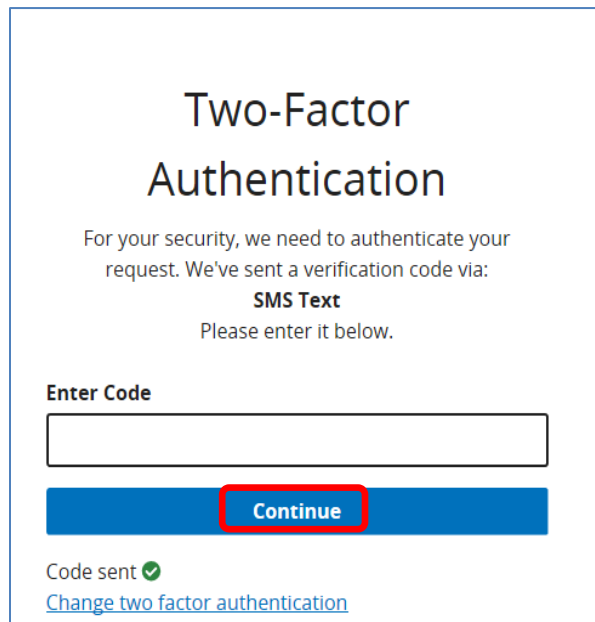
Two-Factor Authentication

Select a device to verify your account

 SMS Text for number ending in 9737

 Email

4. Continue the two-factor authentication by entering your security code. Click on **Continue**.




Two-Factor Authentication

For your security, we need to authenticate your request. We've sent a verification code via:

SMS Text
Please enter it below.

Enter Code

Code sent  [Change two factor authentication](#)

5. On the Terms & Conditions page, scroll down to the bottom of the Terms & Conditions. Click on **Accept**.

Terms & Conditions

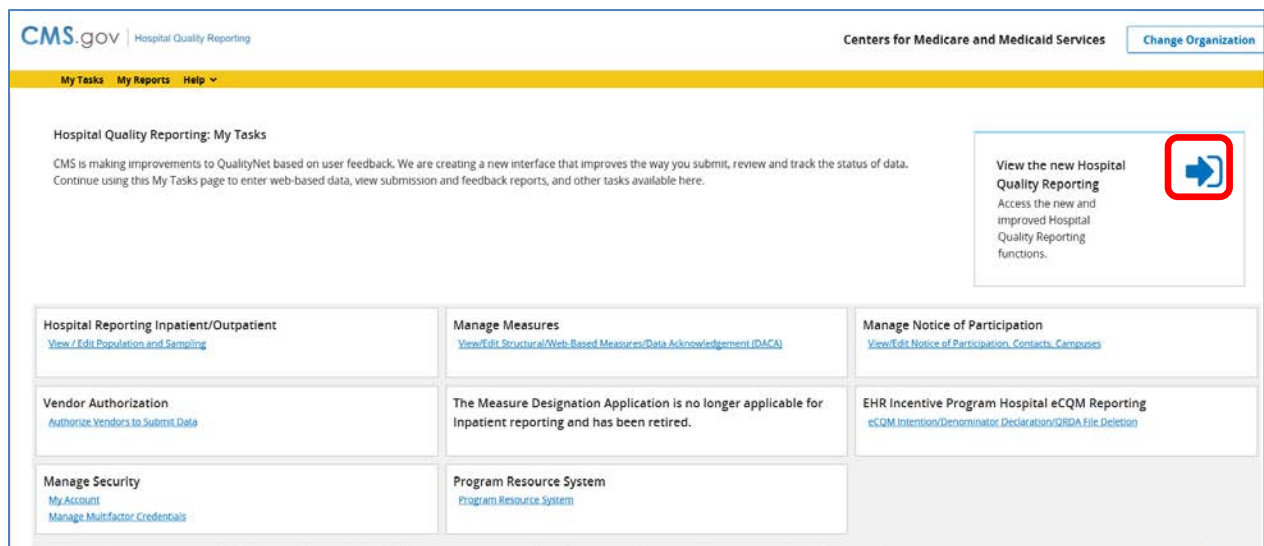
any communication or data transiting or stored on this system. At any time, and for any lawful Government purpose, the government may monitor, intercept, and search and seize any communication or data transiting or stored on this system.

Any communication or data transiting or stored on this system may be disclosed or used for any lawful Government purpose.

I accept the above Terms and Conditions

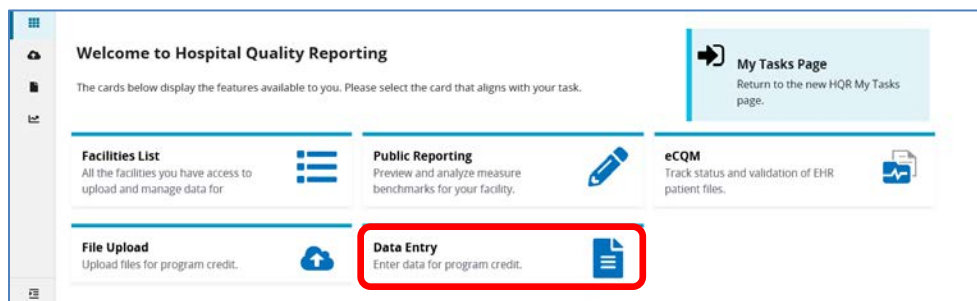
Cancel Accept

- The Hospital Quality Reporting: My Tasks page will open. Click on the blue arrow in the upper right-hand corner in the View the new Hospital Quality Reporting box.

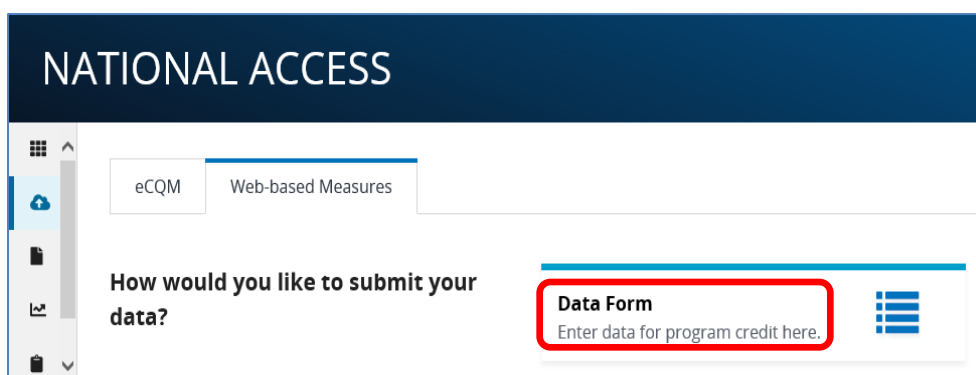


- The Welcome to Hospital Quality Reporting page will open. Click on **Data Entry**.

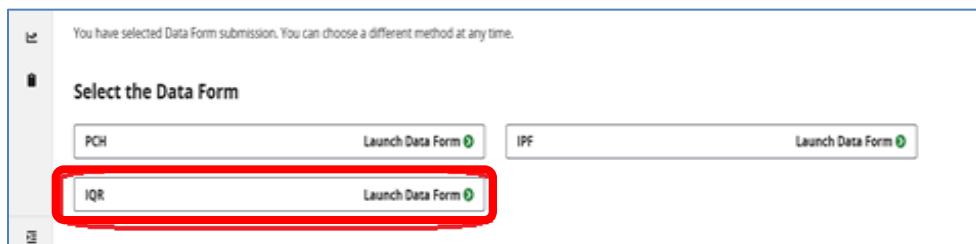
Hospital IQR Program Reference Guide: Entering PC-01 Data via the HQR System



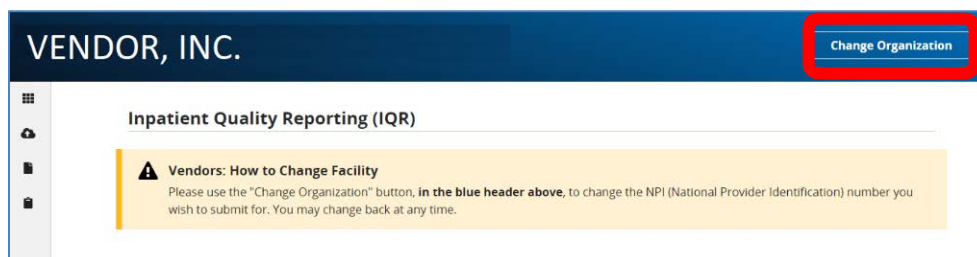
8. Click on **Data Form**. (All users, single-provider users and those with access to multiple providers, must click **Data Form**.)



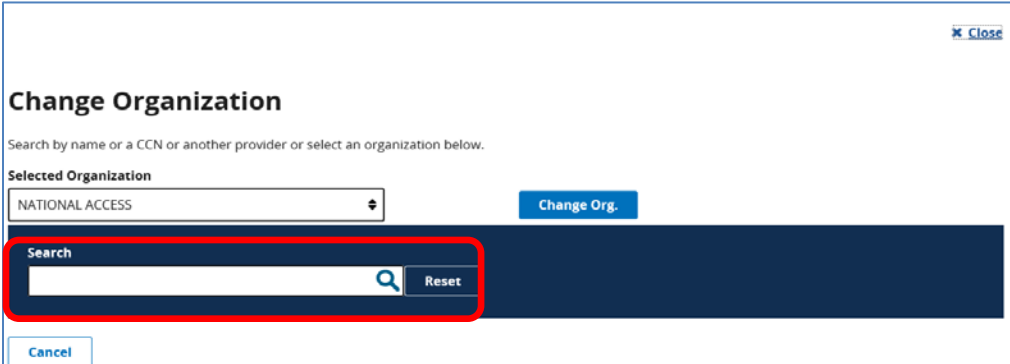
- a. On the next page, depending on the user's roles, data forms for multiple programs may appear. The user must select the **IQR Launch Data Form**.



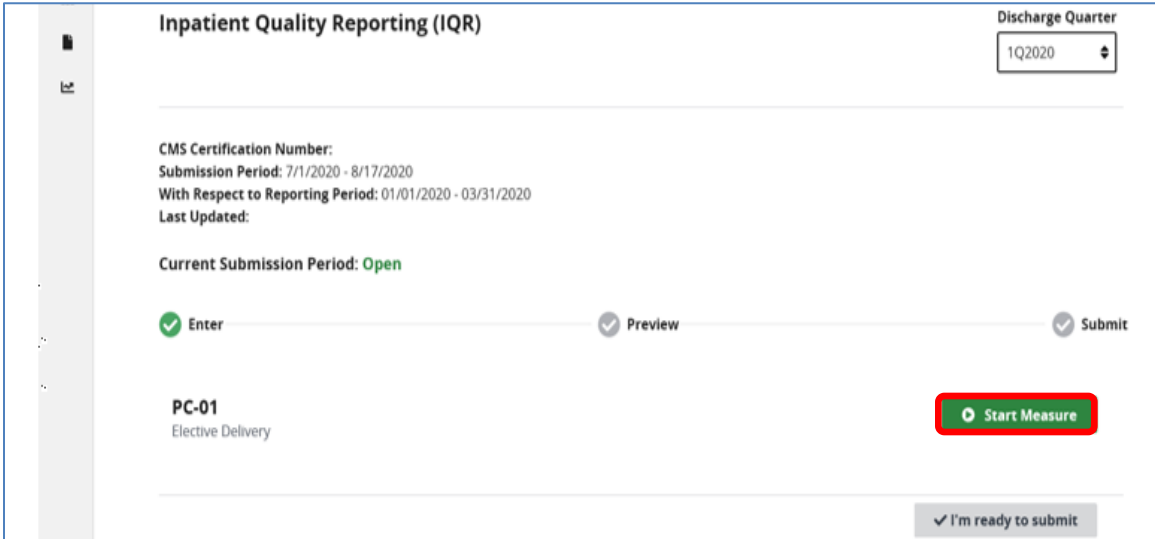
- b. Also, on the next page, users with access to multiple providers will need to select **Change Organization**.



Hospital IQR Program Reference Guide: Entering PC-01 Data via the HQR System



9. On the Inpatient Quality Reporting (IQR) page click on **Start Measure**.



10. The *PC-01: Elective Delivery* screen will open. Complete the eight (three Population, one Numerator, one Denominator, and three Exclusion questions) measure questions as indicated by the red asterisk.

HELPFUL TIP: Make sure to allow ample time before the deadline to review and, if necessary, correct your data. Hospitals can update/correct their submitted clinical data until the Centers for Medicare & Medicaid Services (CMS) submission deadline. Immediately after that deadline the CMS Clinical Data Warehouse will be locked. Any updates made after the submission deadline will not be reflected in the data CMS uses.

11. Complete the three Population questions.

IMPORTANT NOTE: If your hospital submitted an IPPS Quality Reporting Programs Measure Exception Form for PC-01, your Provider Participation Report will continue to display as “No” for PC-01 measure submission.

Hospital IQR Program Reference Guide: Entering PC-01 Data via the HQR System



PC-01
Elective Delivery

* Indicates required measure

Population

- * What was your hospital's Total Mother Population?
- * What was your hospital's sample size?
- * What was your hospital's sampling frequency?

CMS Certification Number:

Submission Period:
7/1/2020 - 8/17/2020

With Respect to Reporting Period:
01/01/2020 - 03/31/2020

Last Updated:

HELPFUL TIP: For information on abstracting the PC-01 measure, please refer to the applicable version of the PC-01 measure specifications on the [Specifications Manual for Joint Commission National Quality Measures](#) page on The Joint Commission website.

12. Complete the Numerator question, Denominator question, and the three exclusion questions. Once you have completed the questions, select the **Save & Return** button.

Numerator

- * What was the number of patients with elective deliveries?

Denominator

- * What was the total number of patients delivering newborns with ≥ 37 and < 39 weeks of gestation completed?

Exclusions

- * What was the exclusion count for the ICD-10-CM Principal or Other Diagnosis Code for Elective Delivery?
- * What was the exclusion count for Gestational age patients < 37 or ≥ 39 weeks?
- * What was the exclusion count for those with a History of Stillbirth?

13. Once you have previewed the data and have verified they are correct, select the **I'm ready to submit** button.

Hospital IQR Program Reference Guide: Entering PC-01 Data via the HQR System



Inpatient Quality Reporting (IQR)

Discharge Quarter: 1Q2020

CMS Certification Number:
Submission Period: 7/1/2020 - 8/17/2020
With Respect to Reporting Period: 01/01/2020 - 03/31/2020
Last Updated:

Current Submission Period: **Open**

Enter Preview Submit

PC-01
Elective Delivery

Start Measure

I'm ready to submit

14. Once the data have been submitted, the PC-01 rate, numerator, and denominator will display. To edit the data, click on Edit Measure. To save or make a copy of the data, select **Export Data**.

Inpatient Quality Reporting (IQR)

Discharge Quarter: 1Q2020

IQR Measures Successfully Submitted
IQR Measures for I

CMS Certification Number:
Submission Period: 7/1/2020 - 8/17/2020
With Respect to Reporting Period: 01/01/2020 - 03/31/2020
Last Updated: 7/2/2020 4:05 PM

Export Data

Current Submission Period: **Open**

Enter Preview Submit

+ **PC-01** Complete
Elective Delivery

Rate for this measure

13%	5	38
	Numerator	Denominator

Lower rates are better

Edit Measure