




A Beginner's Guide: Successful Reporting for the Ambulatory Surgical Center Quality Reporting (ASCQR) Program

Outpatient Quality Program Systems and
Stakeholder Support Team


Learning Objectives

At the conclusion of this presentation, attendees will be able to:

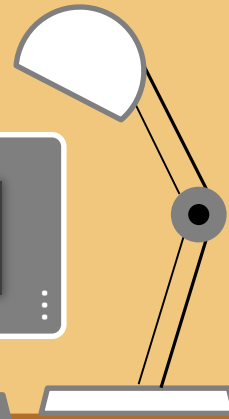

- ✓ Define the program requirements for the ASCQR Program.
- ✓ State the measures reported for the ASCQR Program.
- ✓ Describe how to successfully register with QualityNet.
- ✓ List at least three resources available to enhance successful reporting.



ABC Surgery Center



Quality Coordinator



Brief History of the ASCQR Program

- In 2006, the ASC community encouraged the Centers for Medicare & Medicaid Services (CMS) to establish a uniform quality reporting system that would allow ASCs to publicly demonstrate their performance on quality measures.
- The program was developed by CMS and implemented in 2012.

Requirements Summary

- Claims Threshold
 - Facilities with fewer than 240 Medicare claims per year are not required to participate.
- Newly Designated as Open
 - ASCs designated as operating in the CMS Certification and Survey Provider Enhanced Reporting (CASPER) system, four months prior to January 1 of the collection period are required to report.

Program Requirements

ASCs must:

- Have an active Security Administrator (SA) registered with QualityNet
- Collect data to be submitted via a CMS web-based tool
 - Measures for the **current** submission period are ASC-9, ASC-11*, ASC-13, and ASC-14
 - Submission deadline is May 15, 2020

*Voluntary

Public Reporting

Data reported for this program will be publicly displayed to allow for:

- Evaluation of your preview report.
- Accessibility of your publicly-displayed data.
- Comparison of your data to other ASCs.
 - Utilize available tools to evaluate your data and implement changes to improve quality.

**What are the
Proposed Rule
and Final Rules
for the ASCQR
Program?**



CMS Rule Making

- The Proposed Rule:
 - Contains proposed changes for the program
 - Is typically released in July with a 60-day public comment period
- The Final Rule:
 - Contains the finalized changes to the program
 - Is typically released in November

Final Rule

To access the most recent Final Rule:

- www.federalregister.gov
 - The Ambulatory Surgical Center Quality Reporting Program (ASCQR) Program
 - Begins in section XV, page 61420
- [PDF version](#)

Must-Do List

1. Register with QualityNet
2. Identify and maintain at least one QualityNet Security Administrator
3. Collect data for measures to be submitted via a web-based tool and submit these data by the deadline

ASCQR Program Measures

ASC-9 Endoscopy/Polyp Surveillance: Appropriate Follow-up Interval for Normal Colonoscopy in Average Risk Patients

ASC-11 Cataracts: Improvement in Patient's Visual Function within 90 Days Following Cataract Surgery

ASC-12 Facility 7-Day Risk-Standardized Hospital Visit Rate after Outpatient Colonoscopy

A



Types of Measures

- Measures Submitted Using a Web-Based Tool are:
 - Entered via the CMS web-based submission tool
 - Reported annually
- Claims-Based Measures:
 - Are collected via paid Medicare claims
 - Require no manual abstraction or reporting by the facility

Measures Submitted Using a Web-Based Tool

Web-Based Measures:

- **ASC-9:** Appropriate Follow-Up Interval for Normal Colonoscopy in Average Risk Patients
- **ASC-11*:** Cataracts: Improvement in Patient's Visual Function within 90 Days Following Cataract Surgery
- **ASC-13:** Normothermia
- **ASC-14:** Unplanned Anterior Vitrectomy

* Voluntary

Claims-Based Measures

Claims-Based (data collected via claims):

- **ASC-12:** Facility 7-Day Risk-Standardized Hospital Visit Rate after Outpatient Colonoscopy
- **ASC-17:** Hospital Visits After Orthopedic Ambulatory Surgery Center Procedures
- **ASC-18:** Hospital Visits After Urology Ambulatory Surgery Center Procedures
- **ASC-19*:** Facility-Level 7-Day Hospital Visits after General Surgery Procedures Performed at Ambulatory Surgical Centers

*New measure beginning in Payment Determination Year 2024

Timelines: Calendar Year (CY) 2021

Calendar Year 2021 Payment Determination

Web-Based Measures	Reporting Period	Submission Period
ASC-9	January 1—December 31, 2019	January 1—May 15, 2020
ASC-11*	January 1—December 31, 2019	January 1—May 15, 2020
ASC-13	January 1—December 31, 2019	January 1—May 15, 2020
ASC-14	January 1—December 31, 2019	January 1—May 15, 2020

Outcome Claims-Based	Reporting Period
ASC-12	January 1, 2017 to December 31, 2019

*Voluntary

Timelines: CY 2022

Calendar Year 2022 Payment Determination

Web-Based Measures	Reporting Period	Submission Period
ASC-9	January 1—December 31, 2020	January 1—May 15, 2021
ASC-11*	January 1—December 31, 2020	January 1—May 15, 2021
ASC-13	January 1—December 31, 2020	January 1—May 15, 2021
ASC-14	January 1—December 31, 2020	January 1—May 15, 2021

*Voluntary

Timelines: CY 2022 (cont.)

Calendar Year 2022 Payment Determination

Outcomes Claims-Based	Reporting Period
ASC-12	January 1, 2018 to December 31, 2020
ASC-17	January 1, 2018 to December 31, 2020
ASC-18	January 1, 2018 to December 31, 2020

ASC-19 will be added in CY 2024 Payment Determination

Other Measures

Measure	Status
ASC-1: Patient Burn	Suspended
ASC-2: Patient Fall	
ASC-3: Wrong Site, Wrong Side, Wrong Patient, Wrong Procedure, Wrong Implant	
ASC-4: All-Cause Hospital Transfer/Admission	
ASC-15a-15e: OAS CAHPS	Delayed

What can I do if my facility doesn't meet program requirements?



Reconsideration Process

- The reconsideration process is available for facilities that did not meet program requirements.
 - Reconsideration requests must be submitted by the deadline of March 17.
- CMS' reconsideration decisions are final.
- The reconsideration process can be found on QualityNet.

The QualityNet Website



CMS.gov | QualityNet

Search QualityNet



Welcome to QualityNet!

Your one-stop shop for CMS Quality Programs.

[Subscribe to Email Updates](#)

[Log into QualityNet Secure Portal](#)

www.qualitynet.org

Security Administrator (SA)

- Submits data via Secure Portal
- Facilitates registration process for other users and creates, edits, and/or terminates QualityNet user accounts
- Monitors QualityNet usage to maintain proper security and confidentiality measures
- Serves as the point of contact for information regarding QualityNet
- Accesses secure reports via the QualityNet Secure Portal

Basic User

- Any user not designated as an SA or Security Designee is considered a Non-Administrative or Basic User
- Access is determined by the SA or Security Designee

How to Register

www.qualitynet.org

The screenshot displays the QualityNet website interface. At the top, there is a search bar with the text "Search QualityNet" and a magnifying glass icon. To the right of the search bar are navigation links for "Quality Programs" and "Help", along with buttons for "Log into Secure Portal" and "Register". The "Register" button is highlighted with a red border. Below the navigation bar is a large blue banner with the text "Welcome to QualityNet!" and "Your one-stop shop for CMS Quality Programs." There are two buttons on the banner: "Subscribe to Email Updates" and "Log into QualityNet Secure Portal". To the right of the banner is a "Recent News" section with two news items: "Coming Soon: CMS Plans to Streamline QualityNet Account Management and Access" (dated Dec 10, 2019) and "ESRD QIP Final PSRs and PSCs for PY 2020 Now Available Online" (dated Dec 2, 2019). Below the banner is a section titled "I am looking for quality information associated with..." with six category tiles: "Hospitals - Inpatient", "Hospitals - Outpatient", "Ambulatory Surgical Centers", "PPS-Exempt Cancer Hospitals", "ESRD Facilities", and "Inpatient Psychiatric Facilities".

Registration Process

Getting Started with QualityNet

Getting Started

Training & Guides

Known Issues & Maintenance

QualityNet Support

Registration

QualityNet Registration

New User Registration

[New User Enrollment](#)

[Sign In Instructions](#)

[Security Statement & Policy](#)

[Password Rules](#)

Access to the QualityNet Secure Portal (formerly, My QualityNet) must be individually approved and the registration process is used to maintain the confidentiality and security of healthcare information transmitted via the Secure Portal. The process begins with registration for a QualityNet account.

Net basic user:

Net Security Administrator for your organization that you need to become a registered

required registration information to your QualityNet Security Administrator or designated staff, who will provide an online registration form for you (from the pages of the QualityNet Secure Portal) and send a copy of the form to you for your records upon completion.

and date the printed copy of your registration.

mail the original, signed registration form (keeping a copy for your records) to:

- QualityNet Help Desk
- 12000 Ridgmont Drive
- Urbandale, IA 50323-2317

Registration Packet

File Name	File Type	File Size	
QualityNet Security Administrator Registration Packet	PDF	78 KB	Download

You will be notified by email when registration is complete and your QualityNet account has been activated. The email will also contain your User ID. A temporary password will be sent in a separate email. You will need both to complete enrollment for access to the QualityNet Secure Portal.

Accessing the QualityNet Secure Portal
For access to the QualityNet Secure Portal, complete the [New User Enrollment Process](#). (As part of the process, you'll be asked to change your password and answer a set of security questions.)

Where do I find guidance for the measures I am reporting?



CMS.gov | QualityNet

Search QualityNet



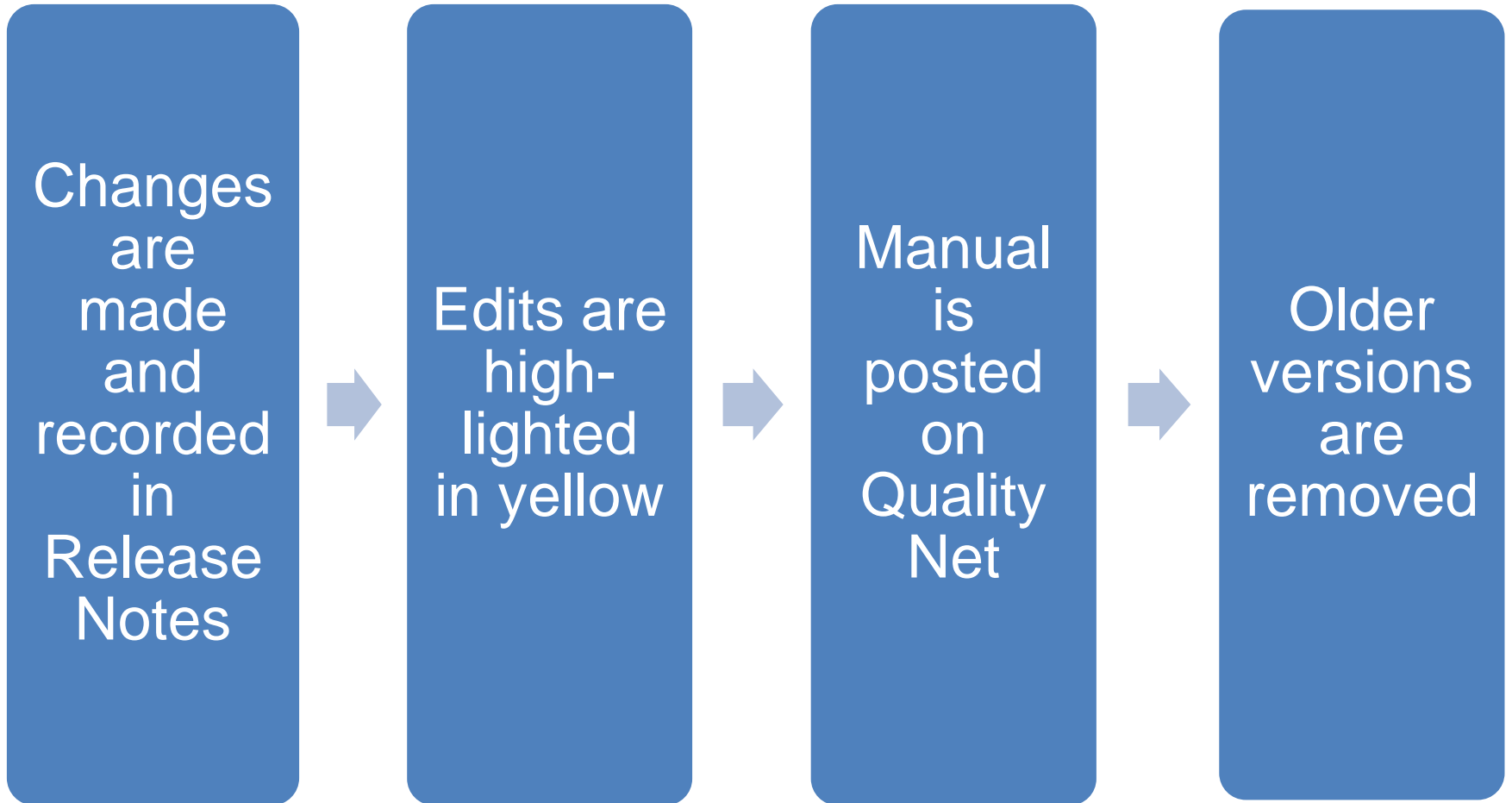
Welcome to QualityNet!

Your one-stop shop for CMS Quality Programs.

[Subscribe to Email Updates](#)

[Log into QualityNet Secure Portal](#)

The Manual Process



Choose Your Program

The screenshot shows the CMS.gov QualityNet homepage. At the top, there is a navigation bar with the CMS.gov logo, a search bar for QualityNet, and links for Quality Programs, Help, Log into Secure Portal, and Register. The main content area features a large blue banner with the text "Welcome to QualityNet! Your one-stop shop for CMS Quality Programs." Below this banner are two buttons: "Subscribe to Email Updates" and "Log into QualityNet Secure Portal". To the right of the banner is a "Recent News" section with two news items: "Coming Soon: CMS Plans to Streamline QualityNet Account Management and Access" (dated Dec 10, 2019) and "ESRD QIP Final PSRs and PSCs for PY 2020 Now Available Online" (dated Dec 2, 2019). Below the banner is a dropdown menu with a downward arrow. Underneath the dropdown is the text "I am looking for quality information associated with...". At the bottom, there are three selection boxes: "Hospitals - Inpatient" with a bed icon, "Hospitals - Outpatient" with a person icon, and "Ambulatory Surgical Centers" with a person and microscope icon. The "Ambulatory Surgical Centers" box is highlighted with a red border.

CMS.gov | QualityNet

Search QualityNet

Quality Programs ▾ Help ▾

[Log into Secure Portal](#) [Register](#)

Welcome to QualityNet!

Your one-stop shop for CMS Quality Programs.

[Subscribe to Email Updates](#)

[Log into QualityNet Secure Portal](#)

Recent News [View more](#)


Dec 10, 2019


Coming Soon: CMS Plans to Streamline QualityNet Account Management and Access


Dec 2, 2019

ESRD QIP Final PSRs and PSCs for PY 2020 Now Available Online

I am looking for quality information associated with...


Hospitals - Inpatient


Hospitals - Outpatient


Ambulatory Surgical Centers

Locating the Specifications Manual

The screenshot shows a web page with a navigation bar at the top containing the following tabs: Overview (underlined), Measures, Public Reporting, Data Submission, Resources, and Notifications. The main content area is titled "Ambulatory Surgical Center Overview". Below the title is a paragraph: "The Ambulatory Surgical Center (ASC) Program is a pay-for-reporting, quality data program finalized by the Centers for Medicare & Medicaid Services (CMS). Under this program, ASCs report quality of care data for standardized measures to receive the full annual update to their ASC annual payment rate." Below this paragraph is a "Read more" button. To the right of the text, there is a section titled "Participating in the ASCQR Program?" which contains three buttons: "Download 2020 Specifications Manual" (a solid blue button), "Download 2019 Specifications Manual" (a white button with a blue border), and "View all Specifications Manuals" (a white button with a red border).

Overview Measures Public Reporting Data Submission Resources Notifications

Ambulatory Surgical Center Overview

The Ambulatory Surgical Center (ASC) Program is a pay-for-reporting, quality data program finalized by the Centers for Medicare & Medicaid Services (CMS). Under this program, ASCs report quality of care data for standardized measures to receive the full annual update to their ASC annual payment rate.

[Read more](#)

Participating in the ASCQR Program?

[Download 2020 Specifications Manual](#)

[Download 2019 Specifications Manual](#)

[View all Specifications Manuals](#)

Selecting Your Version

2020 - Version 9.0

[2019 - Version 8.0a](#)

[2018 - Version 7.0a](#)

[2017 - Version 6.0a](#)

[Archived Manuals](#)

Version 9.0 - Encounters 01/01/20 - 12/31/20

Complete Manual

File Name	File Type	File Size
Version 9.0 - Specifications Manual for encounters 01/01/20 - 12/31/20	PDF	Download
Version 9.0 - Specifications Manual for encounters 01/01/20 - 12/31/20	ZIP	Download
Release Notes, Version 9.0	PDF	Download

Another Version

[2020 - Version 9.0](#)

[2019 - Version 8.0a](#)

[2018 - Version 7.0a](#)

[2017 - Version 6.0a](#)

[Archived Manuals](#)

Version 8.0a - Encounters 01/01/19 - 12/31/19

The Ambulatory Surgical Center Quality Reporting Program Quality Measures Specifications Manual provides measure information and specifications for Medicare's ASC Quality Reporting Program. These standardized measures were selected by the Centers for Medicare & Medicaid Services (CMS) to measure the quality of care for patients in the ASC setting.

Complete Manual

File Name	File Type	File Size
Version 8.0a - Specifications Manual for encounters 01/01/19 - 12/31/19 (05/2019)	PDF	Download
Version 8.0a - Specifications Manual for encounters 01/01/19 - 12/31/19 (05/2019)	ZIP	Download
Release Notes, Version 8.0a (04/2019)	PDF	Download
Release Notes, Version 8.0a (11/2018)	PDF	Download
Release Notes, Version 8.0 (05/2018)	PDF	Download

How are the program updates communicated in the Specifications Manual?



Home /

Ambulatory Surgical Centers

[Overview](#) [Measures](#) [Public Reporting](#) [Data Submission](#) [Resources](#) [Notifications](#)

Ambulatory Surgical Center Overview

The [Ambulatory Surgical Center \(ASC\) Program](#) is a pay-for-reporting, quality data program finalized by the Centers for Medicare & Medicaid Services (CMS). Under this program, ASCs report quality of care data for standardized measures to receive the full annual update to their ASC annual payment rate.

[Read more](#)

Participating in the ASCQR Program?

[Download 2020 Specifications Manual](#)

[Download 2019 Specifications Manual](#)

[View all Specifications Manuals](#)

Recent Updates

Two new Measure Information Forms (MIFs) were added:

- ASC-17: Hospital Visits After Orthopedic Ambulatory Surgical Center Procedure
- ASC-18: Hospital Visits After Urology Ambulatory Surgical Center Procedures

Recent Updates (cont.)

Changes to Appendix A

- Removed: Glossary of Terms
- Added: Abstraction Tools and Resources

Where can I go if I have questions about the program?

Quality Programs ▾

Help ▾

Log Into Secure Portal

Register

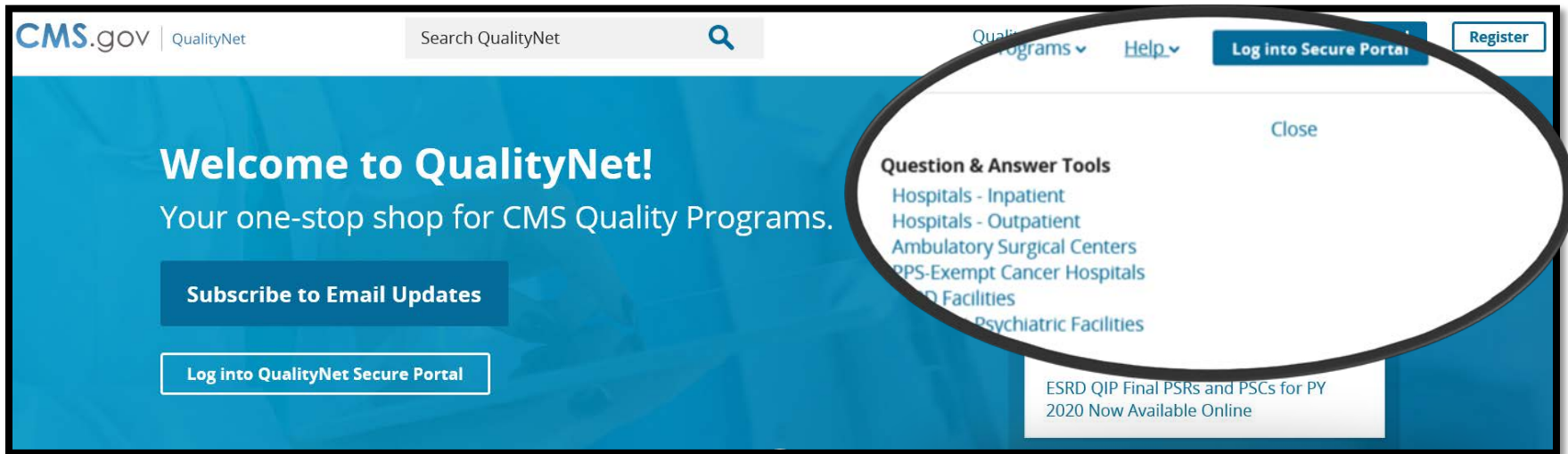
Close

Question & Answer Tools

- Hospitals - Inpatient
- Hospitals - Outpatient
- Ambulatory Surgical Centers
- PPS-Exempt Cancer Hospitals
- ESRD Facilities
- Inpatient Psychiatric Facilities

Choose Your Program

www.qualitynet.org



The screenshot shows the QualityNet website home page. The header includes the CMS.gov logo, a search bar, and navigation links for Quality Programs, Help, Log into Secure Portal, and Register. The main content area features a blue background with the text "Welcome to QualityNet! Your one-stop shop for CMS Quality Programs." and buttons for "Subscribe to Email Updates" and "Log into QualityNet Secure Portal". A dropdown menu is open under the "Quality Programs" link, listing various program categories: Question & Answer Tools, Hospitals - Inpatient, Hospitals - Outpatient, Ambulatory Surgical Centers, RPS-Exempt Cancer Hospitals, ID Facilities, and Psychiatric Facilities. A "Close" button is visible at the top of the dropdown menu. A white box in the bottom right corner of the page contains the text "ESRD QIP Final PSRs and PSCs for PY 2020 Now Available Online".

From the QualityNet home page:
Click on the Help drop-down arrow and choose Ambulatory
Surgical Centers

Make Your Selection

The screenshot shows the CMS.gov Quality Question and Answer Tool interface. At the top left, the CMS.gov logo and QualityNet are displayed. Navigation links include 'Quality Q&A Tool', 'Ask a Question', 'Browse Program Articles', 'My Questions', and 'How to Use this Tool'. A dropdown menu is visible next to 'Browse Program Articles'. The main heading is 'Quality Question and Answer Tool' with the subtitle 'Your one-stop shop for CMS Quality Answers'. A search bar contains the placeholder text 'Search for the answer to your question'. Below the search bar are three main action buttons: 'Browse' (with a document icon and the description 'View existing articles'), 'My Questions' (with a database icon and the description 'Both Old & New Q&A tools'), and 'Ask a Question' (with a question mark icon and the description 'Submit a Question to CMS').

CMS.gov | QualityNet

Quality Q&A Tool Ask a Question Browse Program Articles My Questions How to Use this Tool

Quality Question and Answer Tool

Your one-stop shop for CMS Quality Answers

Search for the answer to your question

Browse
View existing articles

My Questions
Both Old & New Q&A tools

Ask a Question
Submit a Question to CMS

Listserve Notification

CMS.gov | QualityNet

Search QualityNet

Quality Programs ▾ Help ▾

[Log into Secure Portal](#) [Register](#)

Welcome to QualityNet!

Your one-stop shop for CMS Quality Programs.

Subscribe to Email Updates

[Log into QualityNet Secure Portal](#)

Recent News [View more](#)


Dec 10, 2019


Coming Soon: CMS Plans to Streamline QualityNet Account Management and Access


Dec 2, 2019

ESRD QIP Final PSRs and PSCs for PY 2020 Now Available Online

I am looking for quality information associated with...

 **Hospitals - Inpatient**

 **Hospitals - Outpatient**

 **Ambulatory Surgical Centers**

How can I find the support contractor's website for program information?

A screenshot of the Quality Reporting Center website homepage. The page features a navigation bar with the logo on the left and menu items: "Events Calendar", "Inpatient", "Outpatient", and "ASC". Below the navigation bar is a banner image showing five diverse healthcare professionals (three men and two women) in white coats and scrubs. Underneath the banner is a welcome message: "Welcome to the Hospital Inpatient and Outpatient Quality Reporting Outreach and Education Support Programs. Here you will find resources to assist hospitals, inpatient psychiatric facilities, PPS-exempt cancer hospitals, and ambulatory surgical centers with quality data reporting." At the bottom of the page is a blue footer bar with the website URL: www.QualityReportingCenter.com.

The Homepage

QUALITY REPORTING CENTER

Events Calendar Inpatient Outpatient **ASC**

Welcome to the Hospital Inpatient and Outpatient Quality Reporting Outreach and Education Support Programs. Here you will find resources to assist hospitals, inpatient psychiatric facilities, PPS-exempt cancer hospitals, and ambulatory surgical centers with quality data reporting.

Inpatient

- [Inpatient Overview](#)
- [Tools and Resources](#)
- [Hospital Contact Change Form](#)

Outpatient

- [Outpatient Overview](#)
- [Tools and Resources](#)
- [CCN Look-up Tools](#)

ASC

- [ASC Overview](#)
- [Tools and Resources](#)
- [CCN/NPI Look-up Tools](#)

Program Resources

The screenshot displays the website for the Quality Reporting Center (ASCQR). The top navigation bar includes the logo and menu items: Events Calendar, Inpatient, Outpatient, and ASC (highlighted in yellow). Below the navigation bar is a breadcrumb trail: Home / ASC. On the left side, there is a vertical navigation menu with the following items: ASCQR Program (highlighted in blue), Program Information, ASCQR 101, ASCQR Program Tools and Resources, Upcoming Events, Archived Events, Continuing Education, Data Dashboard (with an upward arrow), ASC Compare Tool, ASC Lookup Tools, Medicare Procedure Price Lookup, National and State Rate Data, Lookup Tool Archives, ASC Program Rule History, Qualit-e-Quips (with a downward arrow), and Agent (Vendor) Authorization Forms. The main content area features the heading "ASCQR Program" and a welcome message: "Welcome to the Centers for Medicare & Medicaid Services (CMS) Ambulatory Surgical Center Quality Reporting (ASCQR) Program. The ASCQR Program exists to promote higher quality, more efficient health care for Medicare beneficiaries through measurement. Under this program, quality data reporting requirements for care rendered in the ASC setting were implemented starting with claims submitted for services beginning October 1, 2012." Below this is a paragraph: "If you are new to the program or would like to learn more, please take a moment to review our website." A bulleted list provides links for more information, videos, and reporting guidelines. The final paragraph states: "As the national support contractor for the ASCQR Program, the team at HSAG is available to answer questions or supply any additional information you may need. We invite you to join the Ambulatory Surgical Center ListServe at qualitynet.org to receive notifications about program developments. We are committed to offering quality service in a timely and effective manner. Please contact us at qcrsupport@hsag.com or call us toll-free at [866.800.8756](tel:866.800.8756) from 7 a.m. to 6 p.m. ET with any comments, suggestions, or concerns you may have."



Where is my facility's data displayed?

Hospital Compare

Begin Your Search

<https://www.medicare.gov/hospitalcompare/search.html>

Find a hospital

A field with an asterisk (*) is required.

* Location

Example: 45802 or Lima, OH or Ohio

Hospital name (optional)

Search



Spotlight

- ◆ **Ambulatory surgical centers.** Updated October 2019.
- ◆ **American College of Surgeons National Surgical Quality Improvement Program® outcome measures.** Updated October 2019.
- ◆ **The number of selected procedures hospital outpatient surgical departments perform.**

Tools and Tips

- ◆ Get information on **choosing a hospital, filing a complaint, or Medicare coverage for hospital services.**
- ◆ Get tips for **printing hospital information.**
- ◆ Find and compare other healthcare providers like **doctors, hospitals, nursing homes, and more.**

Additional Information

- ◆ Hospital Compare data last updated on: **October 30, 2019.** **Explore and download Hospital Compare data and view a list of data updates.**
- ◆ Get data from Medicare programs that **link quality to payment.**
 - ◆ **Hospital Readmissions Reduction Program (HRRP).** Updated February 2019.

Select Your Program

A A A | Print

Medicare.gov | Hospital Compare Home | Close window

Medicare.gov | Hospital Compare

The Official U.S. Government Site for Medicare

Ambulatory surgical centers (ASCs)

ASC Quality Reporting Program

Ambulatory surgical centers

Hospital Compare is publicly reporting quality information on ambulatory surgical centers (ASCs). There are two categories of data available:

- [Ambulatory Surgical Center Quality Reporting \(ASCQR\) Program](#). The ASCQR Program reports information about the quality of care provided in ASCs, and is implemented by the Centers for Medicare & Medicaid Services (CMS).
- [Outpatient and Ambulatory Surgery Consumer Assessment of Healthcare Providers and Systems \(OAS CAHPS\) survey data](#). The OAS CAHPS Survey asks patients about important parts of their experience at hospital outpatient departments and ASCs. This data comes from a Consumer Assessment of Healthcare Providers and Systems (CAHPS) survey and is not part of the ASCQR Program.



SUMMARY

Checklist

- Identify and maintain a QualityNet SA
 - Having two active SAs is highly recommended
- Collect data for measures to be submitted via a web-based tool (QualityNet) and submit these data on or before the deadline
 - The deadline for submission is May 15

Upcoming Deadline

Web-based measures must be reported by the next submission deadline of May 15, 2020

- Measures are reported annually via the QualityNet Secure Portal
 - You will use data from the reporting period of January 1—December 31, 2019
- Data includes the measures: ASC-9, ASC-11 (voluntary), ASC-13, and ASC-14

Resources

- To contact the Support Team Helpline:
 - 866.800.8756
- To access today's presentation:
 - www.qualityreportingcenter.com, under the Archived Events tab
- To ask a question: Quality Q&A Tool
- To access QualityNet:
 - www.qualitynet.org

Questions



References

- **Slides 25-27, 31-33, and 37-39:**
<https://www.qualitynet.org/>. Accessed on December 18, 2019.
- **Slides 41 and 42:**
<https://www.qualityreportingcenter.com/en/>. Accessed on December 18, 2019.
- **Slides 44 and 45:**
<https://www.medicare.gov/hospitalcompare/search.html>. Accessed on December 18, 2019.

This presentation was current at the time of publication and/or upload to the Quality Reporting Center or QualityNet websites. If Medicare policy, requirements, or guidance changes following the date of posting, this presentation will not necessarily reflect those changes; given that it will remain as an archived copy, it will not be updated.

This presentation was prepared as a service to the public and is not intended to grant rights or impose obligations. Any references or links to statutes, regulations, and/or other policy materials are provided as summary information. No material contained herein is intended to replace either written laws or regulations. In the event of any discrepancy between the information provided by the presentation and any information included in any Medicare rules and/or regulations, the rules or regulations shall govern. The specific statutes, regulations, and other interpretive materials should be reviewed independently for a full and accurate statement of their contents.