

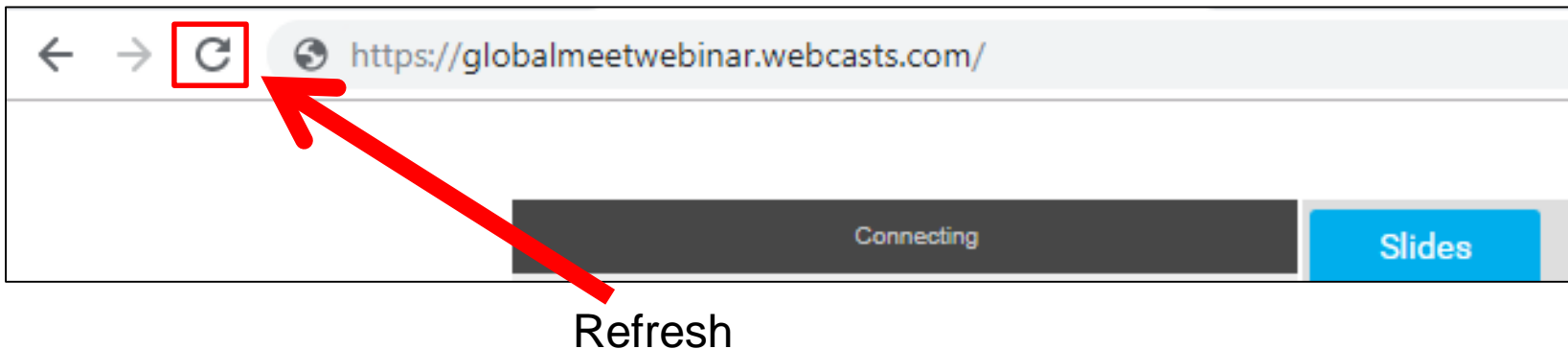
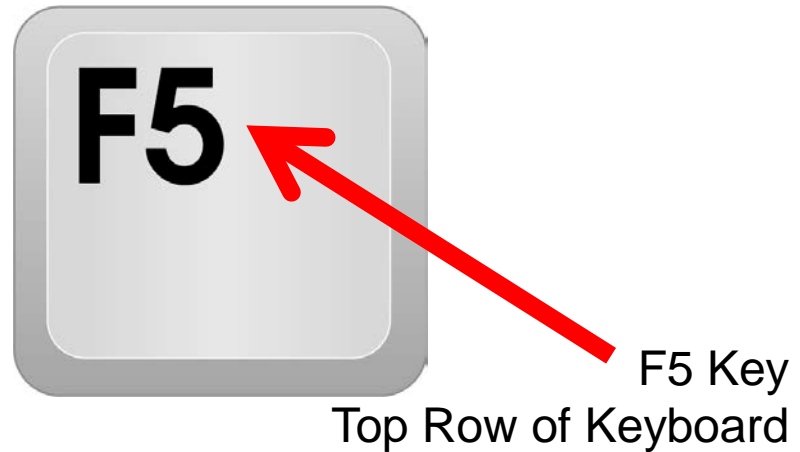
# Welcome!

- **Audio for this event is available via GlobalMeet® Internet streaming.**
- **Connect via Chrome.**
- **No telephone line is required.**
- **Computer speakers or headphones are necessary to listen to streaming audio.**
- **Limited dial-in lines are available. Please request a dial-in line via the “Ask a Question” box.**
- **This event is being recorded.**



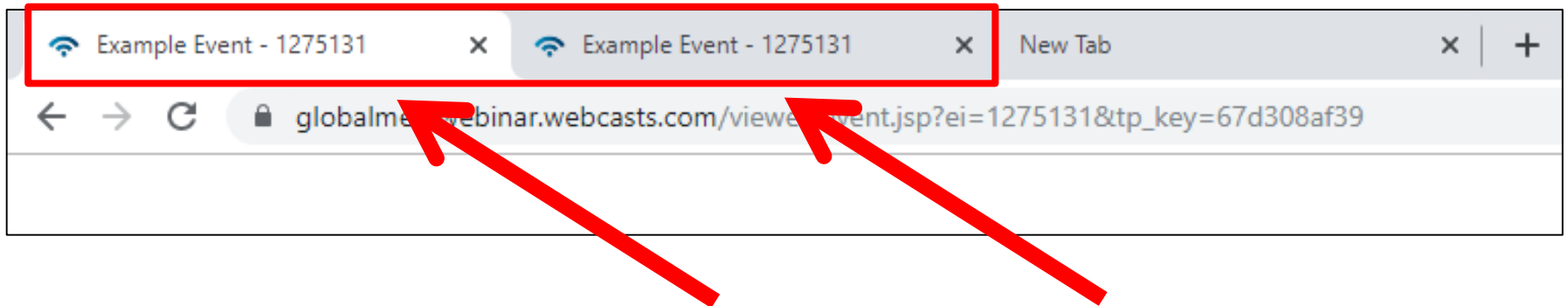
# Troubleshooting Audio

Audio from computer speakers breaking up?  
Audio suddenly stop?  
Click Refresh  
– or –  
Press F5



# Troubleshooting Echo

- Hear a bad echo on the call?
- Echo is caused by multiple browsers/tabs open to a single event (multiple audio feeds).
- Close all but one browser/tab and the echo will clear.



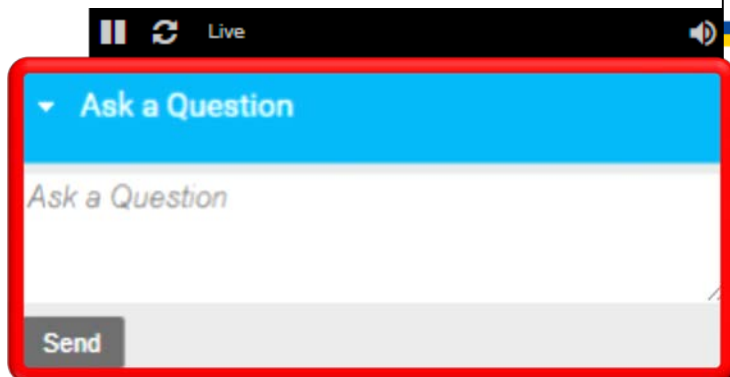
Example of Two Browsers/Tabs Open in Same Event

# Submitting Questions

Type questions in the “Ask a Question” section, located on the left-hand side of your screen.



**Inpatient Value, Incentives, and Quality Reporting (VIQR) Outreach and Education Support Contractor (SC)**



**Today's Presentation**



# **Skilled Nursing Facility Value-Based Purchasing Program: Locating Publicly Reported Fiscal Year 2020 Performance Data and Accessing CASPER**

**February 13, 2020**

# Speakers and Subject Matter Experts

---

**Donna Bullock, MPH, RN**

SNF VBP Program Subject Matter Expert  
Outpatient Quality Program Systems and Stakeholder Support

**Bethany Bunch, MSHA**

SNF VBP Program Lead  
Outpatient Quality Program Systems and Stakeholder Support

**Laurie Coots Daras, PhD**

SNF VBP Production & Analytics Lead  
DVIQR Program Support Contractor, RTI International

# Purpose

This event will provide an overview of the publicly reported data on the *Nursing Home Compare* website for CMS's Skilled Nursing Facility (SNF) Value-Based Purchasing (VBP) Program for Fiscal Year (FY) 2020 and accessing program reports in CASPER.

# Objectives

Participants will be able to:

- Locate SNF VBP Facility-Level and Aggregate Performance datasets
- Understand how to access CASPER to download reports



# Webinar Chat Questions

Please submit any questions related to the webinar topic in the chat box.

- These questions will be answered at the end of the webinar as time permits.
- All questions, including relevant questions not answered during the webinar, will be addressed in a questions-and-answers transcript to be published at a later date.

If you have any additional questions after this event, please submit them to [SNFVBP@rti.org](mailto:SNFVBP@rti.org). Include the webinar name, slide number, and speaker name. We will respond to questions as soon as possible.

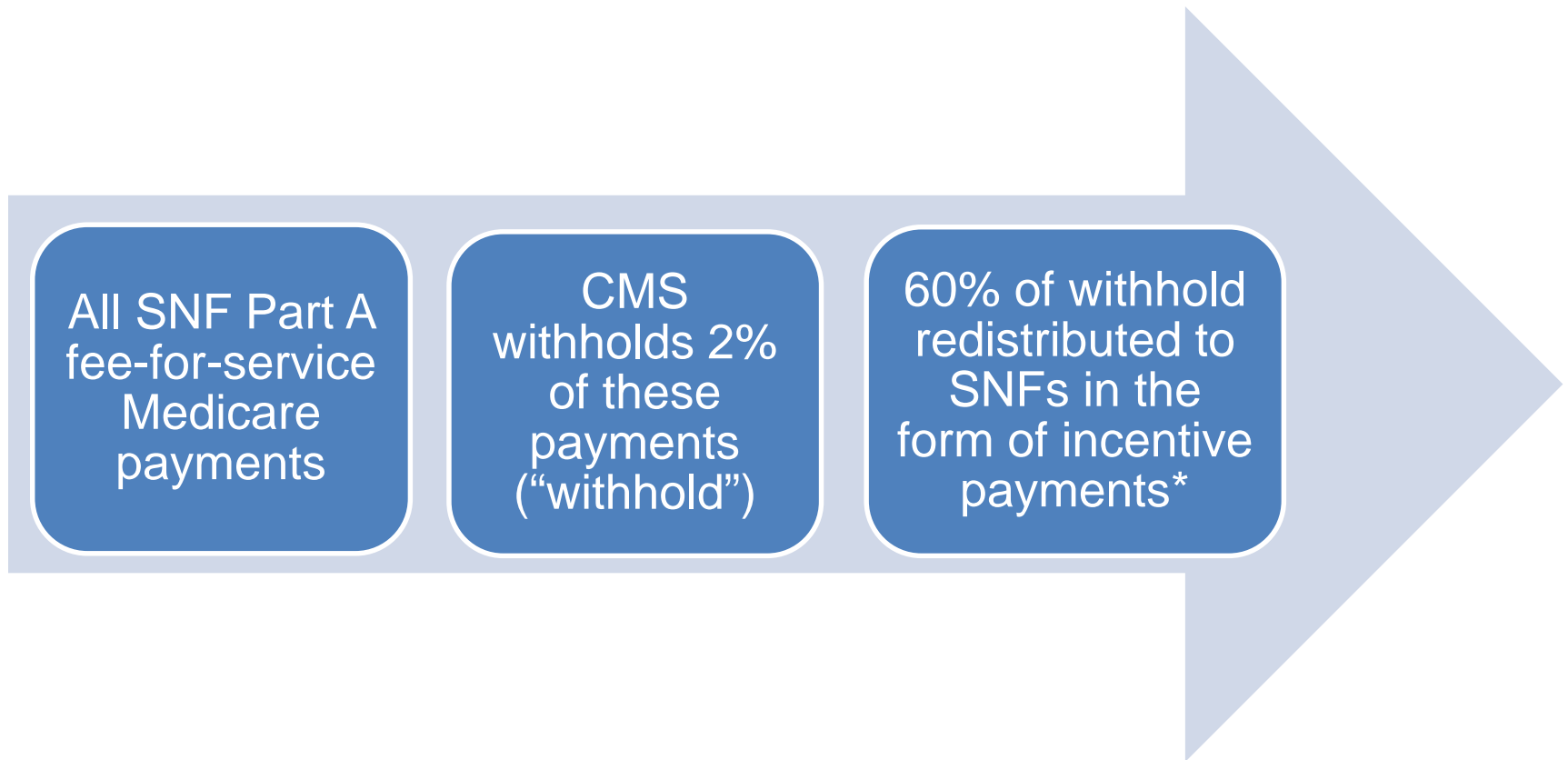
# Acronyms

- **CASPER:** Certification and Survey Provider Enhanced Reports
- **FY:** Fiscal Year
- **IPM:** Incentive Payment Multiplier
- **PAMA:** Protecting Access to Medicare Act of 2014
- **PPS:** Prospective Payment System
- **QIES:** Quality Improvement and Evaluation System
- **RSRR:** Risk-Standardized Readmission Rate
- **SNF:** Skilled Nursing Facility
- **SNFRM:** Skilled Nursing Facility 30-Day All-Cause Readmission Measure
- **VBP:** Value-Based Purchasing

# SNF VBP Program Overview

- PAMA of 2014 authorized the SNF VBP Program
- The SNF VBP Program rewards incentive payments to SNFs for quality of care provided to Medicare beneficiaries
- Congress mandated the use of an all-cause hospital readmission measure to be used in the SNF VBP Program
  - SNFRM is currently used and will be replaced as soon as practicable with a potentially preventable readmission measure
- The SNF VBP Program began awarding incentive payments on October 1, 2018

# SNF VBP Payment Methodology



\*CMS is required to redistribute between 50% and 70% of this withhold to SNFs as incentive payments. This policy was finalized in the FY 2018 SNF PPS Final Rule.

# SNF 30-Day All-Cause Readmission Measure (SNFRM; NQF #2510)

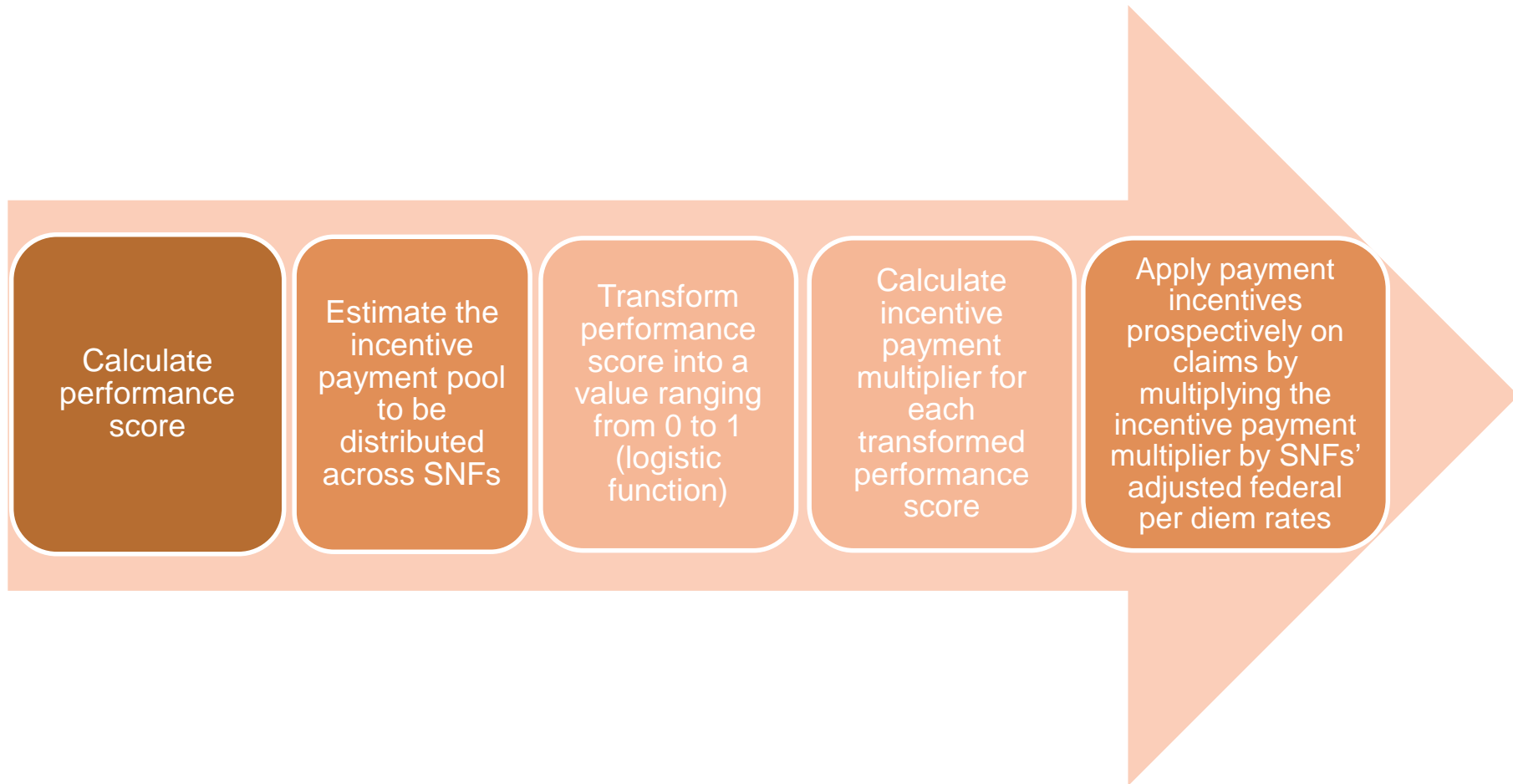
- Measures the rate of all-cause, unplanned hospital readmissions for SNF patients within 30 days of discharge from a prior hospital stay
- Calculates a risk-standardized readmission rate (RSRR)
  - Risk adjustment accounts for patient-level risk factors, including clinical and demographic characteristics
- Calculated for each SNF during a baseline and performance period

# Eligibility

All SNFs paid under Medicare's SNF PPS are included in the SNF VBP Program.

**Note:** The low-volume adjustment policy applies to SNFs with less than 25 eligible stays during the performance period. These SNFs will be “held harmless” and will receive a “neutral” performance score and incentive payment multiplier value of 1.

# Incentive Payment Calculation



# Incentive Payment Multipliers

## **Multiplier > 1**

### Net Positive

SNF earns more than their 2% withhold back (e.g., the SNF earns more than they would have absent of the SNF VBP Program)

## **Multiplier = 1**

### Net Neutral

SNF earns the full 2% withhold (e.g., the SNF earns the same payment they would have received in the absence of the SNF VBP Program)

## **Multiplier < 1**

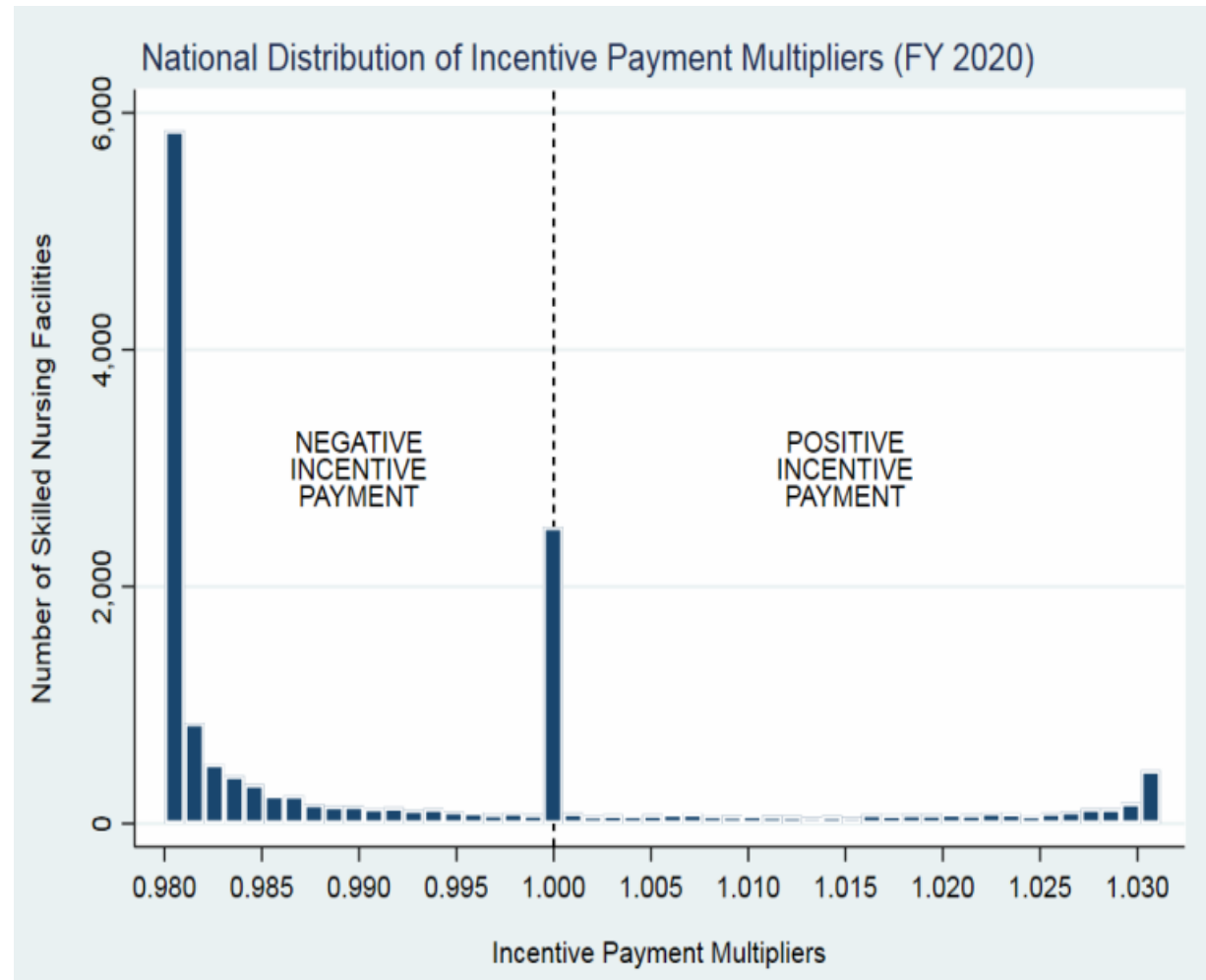
### Net Negative

SNF earns less than the 2% withhold back (e.g., SNF earns less than they would have absent of the SNF VBP Program)



# FY 2020 Incentive Payment Multiplier Distribution

- SNFs' incentive payments ranged from the full 2.0% decrease (multiplier = 0.980 where a SNF had a performance score of 0) to a 3.1% increase in payment (multiplier = 1.031 where a SNF had performance score of 100)
- The average SNF received about a 0.7% net payment reduction (multiplier = 0.993)
- 16% of SNFs received net-neutral incentive payments due to the low-volume adjustment policy (multiplier = 1.000)



---

# Accessing Reports in CASPER

# How to Access Your Report

Reports are distributed to SNFs via Quality Improvement and Evaluation System (QIES) Certification and Survey Provider Enhanced Reports (CASPER) reporting system.

1. Login to the CMSNet with your CMSNet user ID and password.
2. Select “CASPER Reporting” link on the “Welcome to the CMS QIES Systems for Providers” web page.
3. Enter your QIES user ID and password in the fields on the QIES National System Login page.  
**Note:** The QIES user ID and password are the same credentials you use to submit MDS 3.0 records to the Assessment Submission and Processing system.
4. Select the “Login” button.
5. On the CASPER Topics page, select the “Folders” tab from the top menu bar.
6. Select the “SNF shared folder.” A list of SNF VBP report links will display on the right-hand side of the web page.
7. Select the desired report name link to view the report.  
**Note:** SNF VBP is included in the file name.

If your facility has not registered with Medicare’s CASPER/QIES Reporting Systems please contact the help desk at [iqies@cms.hhs.gov](mailto:iqies@cms.hhs.gov) for registration and passwords.

Review illustrated steps here: <https://www.cms.gov/Medicare/Quality-Initiatives-Patient-Assessment-Instruments/Value-Based-Programs/SNF-VBP/Downloads/SNF-VBP-Confidential-Feedback-Reports-Tutorial.pdf>

# Polling Question

Have you downloaded your SNF's FY 2020 Performance Score Report distributed via CASPER in August 2019?

- a) Yes
- b) No, but will soon
- c) No, don't plan to
- d) N/A, not a SNF

---

## **Locating SNF VBP Facility-Level and Aggregate Performance datasets**

# Medicare.gov | Nursing Home Compare

The Official U.S. Government Site for Medicare

## Medicare.gov | Nursing Home Compare

The Official U.S. Government Site for Medicare

Nursing Home  
Compare Home

About Nursing  
Home Compare

About the data

Resources

Help

Home

+ Share

### Find a nursing home

Nursing Home Compare has detailed information about every **Medicare** and **Medicaid**-certified nursing home in the country. A nursing home is a place for people who can't be cared for at home and need 24-hour nursing care.

Search below to find nursing homes based on a location and compare the quality of care they provide and their staffing.

A field with an asterisk (\*) is required.

\* **Location**



Example: 45802 or Lima, OH or Ohio

**Nursing home name (optional)**




# Additional Information

## Spotlight

- ◆ **NEW** View Skilled Nursing Facility (SNF) Value-Based Purchasing (VBP) Program data. Updated December 2019.
- ◆ **NEW** Home Compare now provides alerts to consumers about abuse. Nursing homes that have been cited for potential issues related to abuse have the following icon next to their name:  More information about this, and what to do if you suspect abuse has occurred can be found [here](#).
- ◆ The Special Focus Facility (SFF) program is for nursing homes that have a history of poor care and may need increased oversight and enforcement. On Nursing Home Compare, SFF program participants are identified with a  symbol. More information on this program, including the list of facilities and candidates, can be found [here](#).

## Tools and Tips

- ◆ First time here?
  - ◆ Visit [About Nursing Home Compare](#) and the [Resources](#) section to learn more about the site and available resources.
- ◆ Learn about Medicare coverage of skilled nursing facility care, and swing bed services.
- ◆ Get help filing a nursing home complaint:
  - ◆ [When and how to file a complaint](#)
  - ◆ [Long-Term Care Ombudsman](#) 
  - ◆ [State Survey Agency](#)
- ◆ Find and compare other healthcare providers like doctors, hospitals, dialysis centers, and more.

## Additional Information

- ◆ **Nursing Home Compare data last updated:** December 4, 2019 (data are updated on or about the fourth Wednesday of the month).
- ◆ [Download the database](#)
- ◆ [Learn how we calculate ratings](#)
- ◆ [View Long Term Care \(LTC\) Facility Staffing Payroll-Based Journal \(PBJ\) data](#)
- ◆ [View Skilled Nursing Facility \(SNF\) Value-Based Purchasing \(VBP\) program data](#)
- ◆ For nursing homes: Update your address, phone number and other administrative data.
- ◆ View providers and suppliers that are terminated or are at risk for termination from Medicare.

# SNF VBP Data Sets

The screenshot shows a web interface for data sets. At the top, there are two blue buttons: 'DOWNLOAD CSV FLAT FILES (REVISED) NOW' and 'GET ARCHIVED DATA'. Below these is a navigation bar with filters: 'Showing: Nursing Home Compare', 'in category: Skilled Nursing Facility Value Based Purchasing', and 'Sort by: Most Relevant'. A search bar is present with the text 'Search'. Below the search bar, it says '2 Results filtered by...' with a 'Filter >' link. The first result is 'FY 2020 SNF VBP Aggregate Performance' under the category 'Nursing Home Compare', marked as a 'Dataset'. Its description is 'This table contains aggregate level information for the fiscal year (FY) 2020 Skilled Nursing Facility Value-Based Purchasing (SNF VBP) Program.' with a 'More' link. It has 4,597 views and tags for 'skilled nursing facility value based purchasing' and 'API Docs'. The second result is 'FY 2020 SNF VBP Facility Performance' under the category 'Nursing Home Compare', also marked as a 'Dataset'. Its description is 'This dataset contains facility specific performance information for the fiscal year (FY) 2020 Skilled Nursing Facility Value-Based Purchasing (SNF VBP) Program. Included are baseline period (FY 2016)'. It has 22,017 views.

Dataset Name	Category	Views	Description
FY 2020 SNF VBP Aggregate Performance	Nursing Home Compare	4,597	This table contains aggregate level information for the fiscal year (FY) 2020 Skilled Nursing Facility Value-Based Purchasing (SNF VBP) Program.
FY 2020 SNF VBP Facility Performance	Nursing Home Compare	22,017	This dataset contains facility specific performance information for the fiscal year (FY) 2020 Skilled Nursing Facility Value-Based Purchasing (SNF VBP) Program. Included are baseline period (FY 2016)



# SNF VBP Aggregate Performance

## FY 2020 SNF VBP Aggregate Performance

[View Data](#)[Visualize](#) ▼[Export](#)[API](#)[...](#)

Nursing Home Compare

This table contains aggregate level information for the fiscal year (FY) 2020 Skilled Nursing Facility Value-Based Purchasing (SNF VBP) Program.

### About this Dataset

Views

**4,602**

Downloads

**2,758**

#### Common Core

Publisher Centers for Medicare & Medicaid Services (CMS)

Contact Name SNF VBP program

Contact Email [SNFVBP@rti.org](mailto:SNFVBP@rti.org)

Bureau Code 009:38

Program Code 009:000

Data Provided by  
(none)

Dataset Owner  
CMS

[Contact Dataset Owner](#)

[Show More](#)

# Table Preview

Table Preview View Data Create Visualization

Baseline P... ⌵	Performa... ⌵	FY 2020 Ac... ⌵	FY 2020 Be... ⌵	Range of P... ⌵	Total Num... ⌵	Range of I... ⌵	Range of V... ⌵	Total Amo... ⌵
0.18892	0.19627	0.80218	0.83721	0.00000-100.00...	15201	0.9803449243-...	To be added at...	To be added at...

< >

# SNF VBP Data Sets

The screenshot shows a web interface for downloading data. At the top, there are two blue buttons: 'DOWNLOAD CSV FLAT FILES (REVISED) NOW' and 'GET ARCHIVED DATA'. Below these are filters for 'Showing: Nursing Home Compare', 'in category: Skilled Nursing Facility Value Based Purchasing', and 'Sort by: Most Relevant'. A search bar is present with the text 'Search'. Below the search bar, it says '2 Results filtered by...' with a 'Filter >' link. The results are listed in two cards. The first card is titled 'FY 2020 SNF VBP Aggregate Performance' and has 4,597 views. The second card is titled 'FY 2020 SNF VBP Facility Performance' and has 22,017 views. The second card is highlighted with a red border.

Dataset Title	Category	Views
FY 2020 SNF VBP Aggregate Performance	Nursing Home Compare	4,597
FY 2020 SNF VBP Facility Performance	Nursing Home Compare	22,017

# SNF VBP Facility-Level Dataset

## FY 2020 SNF VBP Facility Performance

[View Data](#)[Visualize](#) ▾[Export](#)[API](#)[...](#)

Nursing Home Compare

This dataset contains facility specific performance information for the fiscal year (FY) 2020 Skilled Nursing Facility Value-Based Purchasing (SNF VBP) Program. Included are baseline period (FY 2016) and performance period (FY 2018) risk-standardized readmission rates, achievement scores, improvement scores, performance scores, rankings, and incentive

[More](#)

### About this Dataset

Views

**22K**

Downloads

**5,885**

Data Provided by

(none)

Dataset Owner

CMS

[Contact Dataset Owner](#)

### Common Core

Publisher

Centers for Medicare & Medicaid Services (CMS)

Contact Name

SNF VBP program

Contact Email

[SNFVBP@rti.org](mailto:SNFVBP@rti.org)

Bureau Code

009:38

Program Code

009:000

[Show More](#)

# Table Preview

Table Preview View Data Create Visualization

SNF...	Foot...	Provi...	Provi...	Provi...	Provi...	Provi...	Provi...	Basel...	Foot...	Perfo...	Foot...	Ach
1		015169	FLORENC...	2107 CLO...	FLORENCE	AL	35630	0.15261		0.15923		100
1		025018	PROVIDE...	910 COM...	ANCHOR...	AK	99504	0.14899		0.13265		100
1		025025	PRESTIGE...	9100 CEN...	ANCHOR...	AK	99504	0.20322		0.14556		100
1		035090	PUEBLO...	7100 EAS...	SCOTTSD...	AZ	85254	0.14832		0.15202		100
1		035093	HAVEN O...	197 SOUT...	COTTON...	AZ	86326	0.16673		0.15849		100
1		035207	SPRINGD...	7255 EAS...	MESA	AZ	85208	0.17199		0.15787		100
1		035233	HAVEN O...	1100 MO...	GLOBE	AZ	85501	0.17137		0.15727		100
1		035257	THE PEAK...	3150 NO...	FLAGSTAFF	AZ	86001	0.15253		0.15128		100
1		035259	THE GAR...	6001 EAS...	SCOTTSD...	AZ	85251	0.17903		0.14245		100
1		035268	ADVANCE...	9846 NO...	SCOTTSD...	AZ	85258	0.16725		0.15789		100
1		050335	ADVENTI...	1000 GRE...	SONORA	CA	95370	0.17081		0.14525		100
1		055208	SEAVIEW...	6400 PUR...	EUREKA	CA	95503	0.17156		0.15344		100
1		055288	AUTUMN...	430 N.GL...	GLENDALE	CA	91206	0.16497		0.15601		100

< Previous [Next >](#) Showing Rows 1-13 out of 15,201

# Downloading Current and Archived Data Files

**DOWNLOAD CSV FLAT FILES (REVISED) NOW**   **GET ARCHIVED DATA**

Showing: **Nursing Home Compare**   in category: **Skilled Nursing Facility Value Based Purchasing**   Sort by: **Most Relevant**

Q Search

2 Results filtered by... [Filter >](#)

<b>FY 2020 SNF VBP Aggregate Performance</b> <b>Nursing Home Compare</b> Dataset	
This table contains aggregate level information for the fiscal year (FY) 2020 Skilled Nursing Facility Value-Based Purchasing (SNF VBP) Program. <a href="#">More</a>	Views 4,597
Tags <b>skilled nursing facility value based purchasing</b> <a href="#">API Docs</a>	
<b>FY 2020 SNF VBP Facility Performance</b> <b>Nursing Home Compare</b> Dataset	
This dataset contains facility specific performance information for the fiscal year (FY) 2020 Skilled Nursing Facility Value-Based Purchasing (SNF VBP) Program. Included are baseline period (FY 2016)	Views 22,017



# Nursing Home Compare Data Archive

## Nursing Home Compare data archive

### 2019 Monthly Files

#### October

- [DMG\\_CSV\\_DOWNLOAD20191001.zip](#) (10/01/2019, Zip File, 30401 KB)

#### September

- [DMG\\_CSV\\_DOWNLOAD20190901.zip](#) (09/01/2019, Zip File, 33338 KB)

#### August

- [DMG\\_CSV\\_DOWNLOAD20190801.zip](#) (08/01/2019, Zip File, 30061 KB)

#### July

- [DMG\\_CSV\\_DOWNLOAD20190701.zip](#) (07/01/2019, Zip File, 32312 KB)

#### June

- [DMG\\_CSV\\_DOWNLOAD20190601.zip](#) (06/01/2019, Zip File, 32010 KB)

#### May

- [DMG\\_CSV\\_DOWNLOAD20190501.zip](#) (05/01/2019, Zip File, 31969 KB)

#### April

- [DMG\\_CSV\\_DOWNLOAD20190401.zip](#) (04/01/2019, Zip File, 31894 KB)

#### March

- [DMG\\_CSV\\_DOWNLOAD20190301.zip](#) (03/01/2019, Zip File, 31252 KB)

#### February

# Archived Data Files

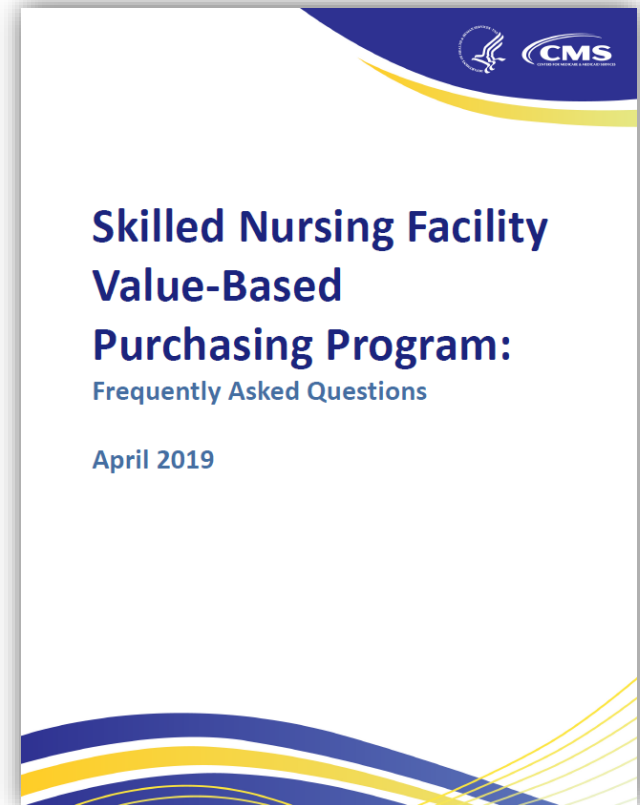
---

- Archived Data Files:
  - November 2018 through November 2019 Monthly Files contain FY 2019 SNF VBP Program Results



# Resources

- Nursing Home Compare: <https://www.medicare.gov/nursinghomecompare/search.html>
- General Program Information: <https://www.cms.gov/Medicare/Quality-Initiatives-Patient-Assessment-Instruments/Value-Based-Programs/SNF-VBP/SNF-VBP-Page.html>
- Frequently Asked Questions: <https://www.cms.gov/Medicare/Quality-Initiatives-Patient-Assessment-Instruments/Value-Based-Programs/Other-VBPs/SNF-VBP-FAQs-Final.PDF>
- SNF VBP Help Desk: [SNFVBP@rti.org](mailto:SNFVBP@rti.org)



---

# Q&A Session

# Disclaimer

This presentation was current at the time of publication and/or upload onto the web. Medicare policy changes frequently. Any links to Medicare online source documents are for reference use only. In the case that Medicare policy, requirements, or guidance related to this presentation change following the date of posting, this presentation will not necessarily reflect those changes; given that it will remain as an archived copy, it will not be updated.

This presentation was prepared as a service to the public and is not intended to grant rights or impose obligations. Any references or links to statutes, regulations, and/or other policy materials included in the presentation are provided as summary information. No material contained therein is intended to take the place of either written laws or regulations. In the event of any conflict between the information provided by the presentation and any information included in any Medicare rules and/or regulations, the rules and regulations shall govern. The specific statutes, regulations, and other interpretive materials should be reviewed independently for a full and accurate statement of their contents.