

Welcome!

- **Audio for this event is available via ReadyTalk® Internet Streaming.**
- **No telephone line is required.**
- **Computer speakers or headphones are necessary to listen to streaming audio.**
- **Limited dial-in lines are available. Please send a chat message if needed.**
- **This event is being recorded.**



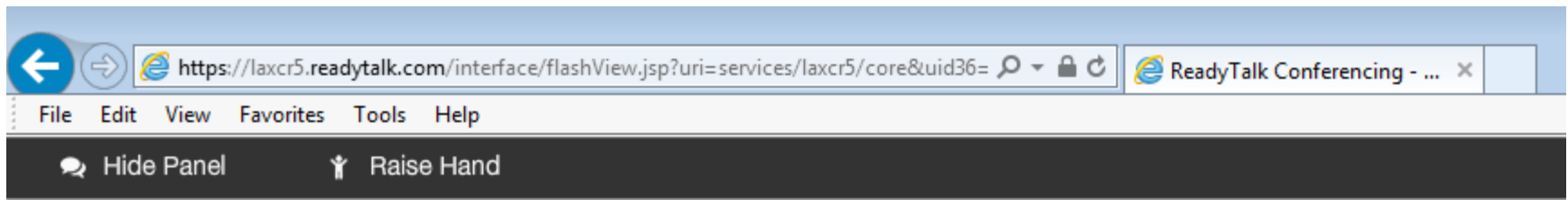
Troubleshooting Audio

Audio from computer speakers breaking up?
Audio suddenly stop?

- Click Refresh icon –
or-
Click F5



F5 Key
Top Row of Keyboard



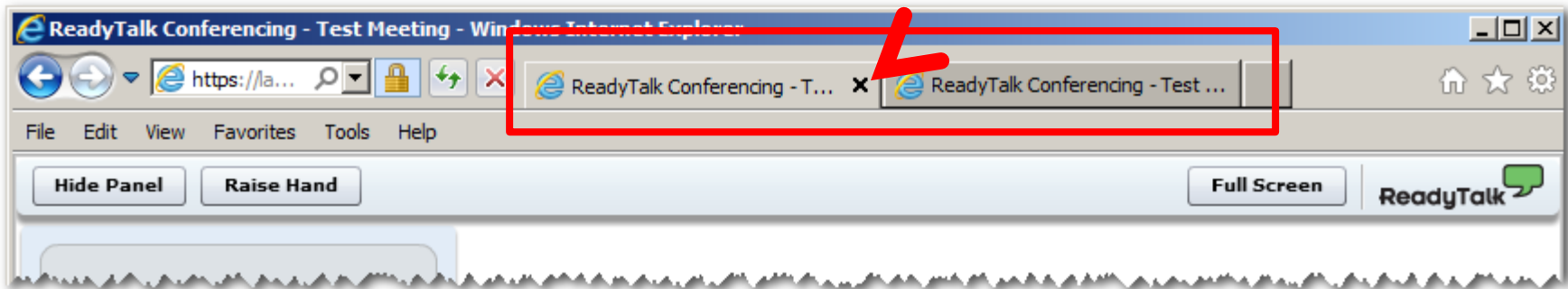
Location of Buttons



Refresh

Troubleshooting Echo

- Hear a bad echo on the call?
- Echo is caused by multiple browsers/tabs open to a single event – multiple audio feeds.
- Close all but one browser/tab and the echo will clear up.



Example of Two Browsers Tabs open in Same Event

Submitting Questions

Type questions in the “Chat with Presenter” section, located in the bottom-left corner of your screen.



A screenshot of a web interface. On the left is a vertical chat window with a white background and a blue border. At the top of the chat window are buttons for "Hide Chat" and "Raise Hand". At the bottom of the chat window is a text input field labeled "Type questions here." and a "Send" button. The main content area on the right has a light gray background. At the top center is the CMS logo (Centers for Medicare & Medicaid Services). Below the logo is the text "Welcome to Today's Event" in a large, blue, sans-serif font. At the bottom of the main area is a yellow horizontal line, and below that is the text "Thank you for joining us today! Our event will start shortly." in a smaller, italicized, blue font. In the top right corner of the interface, there are buttons for "Full Screen" and "ReadyToGo".



Fiscal Year 2017 HAC Reduction Program, Hospital VBP Program, and HRRP: *Hospital Compare* Data Update

Bethany Wheeler-Bunch, MSHA,

Hospital Value-Based Purchasing (VBP) Program Support Contract Lead

Hospital Inpatient Value, Incentives, and Quality Reporting (VIQR) Outreach and Education Support Contractor

Angie Goubeaux

Hospital-Acquired Condition (HAC) Reduction Program Lead

Hospital Quality Reporting Program Support (HQRPS) Contractor

Casey Thompson MSN, RN-BC

Hospital Readmissions Reductions Program (HRRP) Lead

Hospital Quality Reporting Program Support (HQRPS) Contractor

December 16, 2016

Purpose

This event will provide an overview of the publicly reported data and information available for the Centers for Medicare & Medicaid Services (CMS) inpatient hospital pay-for-performance programs, including the Hospital VBP Program, the HAC Reduction Program, and the HRRP.

Objectives

At the conclusion of this presentation, participants will be able to:

- Recall the location of the publicly reported data for the CMS inpatient hospital pay-for-performance programs
- Identify publicly reported data from previous years
- Obtain comma-separated-value (CSV) files of the publicly reported data

Bethany Bunch, MSHA

Hospital VBP Program Support Contract Lead

Hospital Inpatient VIQR Outreach and Education Support Contractor

HOSPITAL VBP PROGRAM

Background

Hospital VBP is a quality incentive program:

- Required by provisions in the Affordable Care Act (ACA) and further defined in Section 1886(o) of the Social Security Act
- Built on the Hospital Inpatient Quality Reporting (IQR) measure reporting infrastructure
- Based on the quality of care, not just the quantity of inpatient acute care services provided
- Funded by a 2.00% reduction from participating hospitals' base operating Diagnosis-Related Group (DRG) payments for Fiscal Year (FY) 2017

Payments withheld



Hospital Compare December 2016

Release: FY 2017 Hospital VBP

Patient and Caregiver Centered Experience of Care/Care Coordination (PCCEC/CC)

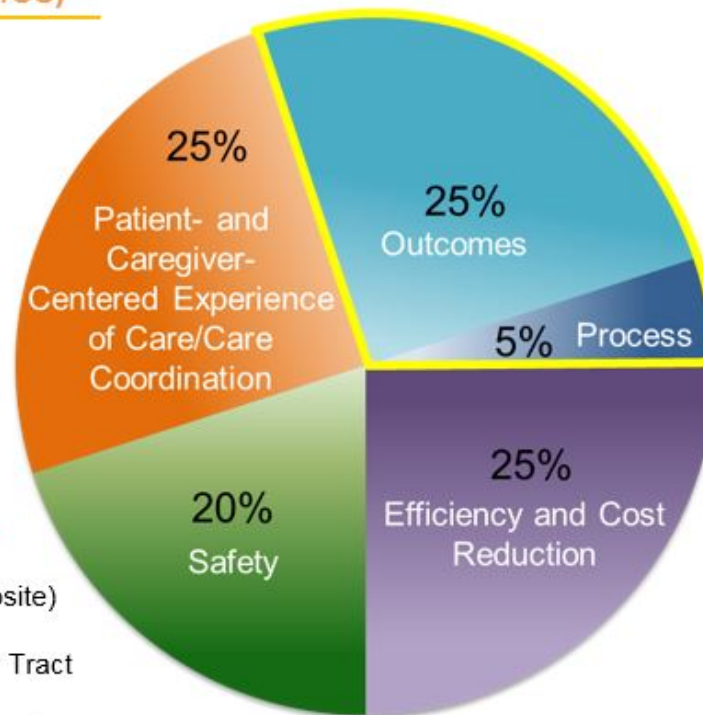
Hospital Consumer Assessment of Healthcare Providers and Systems (HCAHPS) Survey Dimensions:

1. **Communication** with Nurses
2. **Communication** with Doctors
3. **Responsiveness** of Hospital Staff
4. **Pain Management**
5. **Communication** about Medicines
6. **Cleanliness** and Quietness of Hospital Environment
7. **Discharge** Information
8. **Overall Rating** of Hospital

Safety

1. **AHRQ PSI-90**: Complication/patient safety for selected indicators (composite)
2. **CDI***: Clostridium difficile Infection
3. **CAUTI**: Catheter-Associated Urinary Tract Infection
4. **CLABSI**: Central Line-Associated Blood Stream Infection
5. **MRSA***: Methicillin-Resistant Staphylococcus aureus Bacteremia
6. **SSI**: Surgical Site Infection Colon Surgery and Abdominal Hysterectomy

Domain Weights



An asterisk (*) indicates a newly adopted measure for the Hospital VBP Program.

Clinical Care: Outcomes

1. **MORT-30-AMI**: Acute Myocardial Infarction (AMI) 30-Day Mortality Rate
2. **MORT-30-HF**: Heart Failure (HF) 30-Day Mortality Rate
3. **MORT-30-PN**: Pneumonia (PN) 30-Day Mortality Rate

Clinical Care: Process

1. **AMI-7a**: Fibrinolytic Therapy Received Within 30 Minutes of Hospital Arrival
2. **PC-01***: Elective Delivery Prior to 39 Completed Weeks Gestation
3. **IMM-2**: Influenza Immunization

Efficiency and Cost Reduction

1. **MSPB-1**: Medicare Spending per Beneficiary (MSPB)

FY 2017 Data Periods

| Domain | Subdomain/ Measure | Baseline Period | Performance Period |
|----------------------------------|---|--------------------------|--------------------------|
| Clinical Care | Process | 1/1/2013 – 12/31/2013 | 1/1/2015 – 12/31/2015 |
| | Outcomes | 10/1/2010 – 6/30/2012 | 10/1/2013 – 6/30/2015 |
| PCCEC/CC | HCAHPS Survey | 1/1/2013 – 12/31/2013 | 1/1/2015 – 12/31/2015 |
| Safety | Agency for Healthcare Research and Quality (AHRQ) PSI-90 Composite | 10/1/2010 – 6/30/2012 | 10/1/2013 – 6/30/2015 |
| | Centers for Disease Control and Prevention (CDC) Healthcare-Associated Infection (HAI) Measures | 1/1/2013 – 12/31/2013 | 1/1/2015 – 12/31/2015 |
| Efficiency and Cost Reduction | MSPB | 1/1/2013 – 12/31/2013 | 1/1/2015 – 12/31/2015 |

Hospital VBP vs Hospital IQR

The FY 2017 Hospital VBP Program uses measures that are included in the Hospital IQR Program; however, you may notice slightly different results between the two programs, for example:

- HCAHPS survey
- 30-Day Mortality Measures
- AHRQ PSI-90 Composite
- Healthcare-Associated Infection (HAI) measures: CLABSI, CAUTI, SSI, MRSA, and CDI
- Data Periods

Overall Hospital Rating & Hospital VBP Program

The Overall Hospital Rating is a summary of a hospital's reported Hospital Inpatient Quality Reporting and Outpatient Quality Reporting Programs on Hospital Compare. Please note that Hospital VBP Program results are not used in the calculation of the Overall Hospital Rating results.

Hospital Compare Home Page

Español | [A](#) [A](#) [A](#) |  Print [About Us](#) | [Glossary](#) | [CMS.gov](#) | [Medicare.gov](#) | [MyMedicare.gov Login](#)

Medicare.gov | Hospital Compare

The Official U.S. Government Site for Medicare

[Hospital Compare Home](#) [About Hospital Compare](#) [About the data](#) [Resources](#) [Help](#)

Home + Share

The Department of Veterans Affairs (VA) hospital data are available [here](#).
VA data are temporarily not available through the City, State and Zip code search below.

Find a hospital

A field with an asterisk (*) is required.

*** Location**
Example: 45802 or Lima, OH or Ohio

Hospital name (optional)



Hospital Compare Homepage Link to Hospital VBP Program

Spotlight

- ◆ **NEW** Compare hospitals based on their overall star rating, summarizing up to 57 measures of quality shown on Hospital Compare. [Learn more here.](#)
- ◆ Get Veterans Administration hospital data.
- ◆ Get PPS-exempt cancer hospital data.
- ◆ Review hospital survey reports.
- ◆ **NEW** Inpatient Psychiatric Facility Quality Reporting measures are now available. Data updated December 2016.
- ◆ View American College of Surgeons (ACS) surgical outcomes measures – voluntary reporting by hospitals in the ACS National Surgical Quality Improvement Program [External Link icon](#) database (ACS NSQIP®). Data updated December 2016.
- ◆ Get Ambulatory Surgical Center Quality (ASCQR) Program data.

Additional information

- ◆ **Hospital Compare data last updated:** December 19, 2016. [Go to updates.](#)
- ◆ [Download the Hospital Compare database](#)
- ◆ [Get Hospital Compare data archives.](#)
- ◆ [Linking quality to payment:](#)
 - ◆ **Hospital Value-Based Purchasing Program (Hospital VBP):**
 - ◆ **Fiscal Year 2017 data and scoring**
Data updated Dec. 2016
 - ◆ **Fiscal Year 2015 incentive payment adjustments**
Data updated Dec. 2016
 - ◆ [Hospital Readmissions Reduction Program](#)
Data updated Dec. 2016
 - ◆ [Hospital-Acquired Condition Reduction Program](#)
Data updated Dec. 2016
- ◆ [Number of selected surgical procedures performed in outpatient surgical departments](#)

Tools and Tips

- ◆ Learn how Medicare covers [inpatient](#) and [outpatient](#) hospital services.
- ◆ Use [The Guide to Choosing a Hospital](#) when comparing hospitals.
- ◆ Get tips for printing hospital information
- ◆ Compare other providers and plans
 - ◆ Visit [Physician Compare](#) to learn what hospitals your physicians and other healthcare professionals are affiliated with.
 - ◆ [Nursing Home Compare](#)
 - ◆ [Home Health Compare](#)
 - ◆ [Dialysis Facility Compare](#)
 - ◆ [Medicare Plan Finder](#)
 - ◆ [Supplier Directory](#)

Hospital VBP Program Pages

Hospital Value-Based Purchasing

Clinical Care – Process subdomain

Clinical Care – Outcome subdomain

Patient and Caregiver Centered Experience of Care/Care Coordination domain

Safety domain

Efficiency and cost reduction domain

Total Performance Score

Payment Adjustments

- CMS breaks down the Hospital VBP Program measures down into smaller tables based on the measure or domain.
- A Total Performance Score table is available that contains domain scores and the Total Performance Score.
- A Payment Adjustments series of tables is also available for previous fiscal years.

Hospital VBP Program Data Pages

Download available as:

- CSV
- CSV for Excel
- JSON
- RDF
- RSS
- XML

Acute myocardial infarction (AMI or heart attack)

This data set includes the following measures:

- **AMI-7a:** Heart attack patients given fibrinolytic medication within 30 minutes of arrival

"N/A" in the data means Not Applicable or No Data Available.

Baseline period: January 1, 2013 - December 31, 2013

Performance period: January 1, 2015 - December 31, 2015

The screenshot shows the Data.Medicare.gov interface. At the top, it says "Hospital Value-Based Purchasing (HVBP) - Acute Myocardial Infarction Scores". Below this is a table with columns for "Provider Number" and "Hospital Name". The table lists 16 hospitals. A dropdown menu is open on the right side of the table, showing options: "More Views", "Download" (circled in red), "Discuss", "Embed", "API", "OData", and "Print".

| Provider Number | Hospital Name |
|-----------------|--------------------------------------|
| 060119 | MEDICAL CENTER OF THE ROCKIES |
| 330332 | ST JOSEPH HOSPITAL |
| 100230 | MEMORIAL HOSPITAL PEMBROKE |
| 330304 | WHITE PLAINS HOSPITAL CENTER |
| 330279 | MERCY HOSPITAL OF BUFFALO |
| 520078 | WHEATON FRANCISCAN HEALTHCARE ST |
| 190204 | OCHSNER MEDICAL CENTER - NORTHSHO |
| 190006 | UNIVERSITY HOSPITAL & CLINICS |
| 330393 | UNIVERSITY HOSPITAL (STONY BROOK) |
| 050714 | SUTTER MATERNITY & SURGERY CENTER |
| 170176 | OVERLAND PARK REG MED CTR |
| 360145 | UNIVERSITY HOSPITALS - ELYRIA MEDICA |
| 150084 | ST VINCENT HOSPITAL & HEALTH SERVIC |
| 360355 | OHIO VALLEY MEDICAL CENTER, LLC |
| 330057 | ST PETER'S HOSPITAL |
| 120022 | STRAUB CLINIC AND HOSPITAL |

FY 2015 Payment Adjustments

Hospital Value-Based Purchasing

Clinical Care – Process subdomain

Clinical Care – Outcome subdomain

Patient and Caregiver Centered Experience of Care/Care Coordination domain

Safety domain

Efficiency and cost reduction domain

Total Performance Score

Payment Adjustments

FY 2015 Payment Adjustment Tables include:

- Net Change in Base Operating DRG Payment Amount
- Distribution of Net Change in Base Operating DRG Payment Amount
- Percent Change in Base Operating DRG Payment Amount
- Value-Based Incentive Payment Amount

Note: Data is in an aggregate form, not at an individual CMS Certification Number (CCN) level.

FY 2017 Payment Adjustment File

Available on the FY 2017 Inpatient Prospective Payment System (IPPS) Final Rule Tables page, Table 16B contains the actual payment adjustment factors under the Hospital VBP Program for FY 2017.

These actual factors are based on the finalized baseline and performance period for FY 2017 and will be used to adjust base operating DRG payments to eligible hospitals for discharges occurring in FY 2017.

<https://www.cms.gov/Medicare/Medicare-Fee-for-Service-Payment/AcuteInpatientPPS/FY2017-IPPS-Final-Rule-Home-Page-Items/FY2017-IPPS-Final-Rule-Tables.html?DLPage=1&DLEntries=10&DLSort=0&DLSortDir=ascending>

Hospital VBP Program Resources

Hospital Compare:

<https://www.medicare.gov/hospitalcompare/search.html?>

Hospital Compare Inquiries:

hospitalcompare@hsag.com

Hospital VBP Program Information:

<https://www.qualitynet.org/dcs/ContentServer?c=Page&pagename=QnetPublic%2FPage%2FQnetTier2&cid=1228772039937>

Hospital VBP Program General Inquiries:

<https://cms-ip.custhelp.com/> or by calling the Hospital Inpatient program at (844) 472-4477

Angie Goubeaux

HAC Reduction Program Lead

HQRPS Contractor

HAC REDUCTION PROGRAM

Background

- The HAC Reduction Program is a CMS Medicare pay-for-performance program established under Section 3008 of the Affordable Care Act.
- Adjusts payments for hospitals that rank in the worst-performing 25% of all subsection (d) hospitals on key quality measures.
- Payment adjustments started with FY 2015 discharges (i.e., beginning on October 1, 2014). These hospitals will have payments reduced to 99 percent of what would be paid for such discharges.
- Section 1886(p)(6)(B) of the ACA requires the Secretary to ensure that an eligible hospital has the opportunity to review, and submit corrections for, the HAC-related data before public reporting.

Hospital Compare December 2016 Release

On December 19, 2016, CMS will update the data on the Hospital Compare website to include the following FY 2017 HAC Reduction Program information:

- AHRQ Patient Safety Indicator (PSI) 90 Composite measure score
- CDC National Healthcare Safety Network (NHSN) CLABSI, CAUTI, SSI, MRSA bacteremia, and CDI measure scores
- Domain 1 and Domain 2 scores
- Total HAC Score

FY 2017 Performance Periods

The calculations for the FY 2017 HAC Reduction Program are based on a 2-year period.

- Domain 1: The PSI 90 Composite is calculated using hospitals' Medicare Fee-for-Service claims data from July 1, 2013 through June 30, 2015.
- Domain 2: The CLABSI, CAUTI, SSI, MRSA bacteremia, and CDI measures are calculated from hospitals' chart-abstracted surveillance data from January 1, 2014 through December 31, 2015.

HAC Reduction Program vs IQR, Hospital VBP Program

- The FY 2017 HAC Reduction Program uses the same PSI 90 Composite and CLABSI, CAUTI, SSI, MRSA bacteremia, and CDI measures as the FY 2017 Hospital IQR and Hospital VBP Programs.
- Your hospital's FY 2017 HAC Reduction Program results will likely differ from your hospital's FY 2017 Hospital VBP Program performance period results due to differences in the applicable hospitals and performance periods used for these programs.
- There will also be differences in PSI 90 Composite results between programs due to the version of the AHRQ PSI software used in each program.

Overall Hospital Rating and HACRP

The Overall Hospital Rating is a summary of a hospital's reported Hospital Inpatient Quality Reporting and Outpatient Quality Reporting Programs on Hospital Compare. Please note that HAC Reduction Program results are not used in the calculation of the Overall Hospital Rating results.

Hospital Compare Homepage Link to HAC Reduction Program

<https://www.medicare.gov/hospitalcompare/search.html>

Spotlight

- ◆ **NEW** Compare hospitals based on their overall star rating, summarizing up to 57 measures of quality shown on Hospital Compare. [Learn more here.](#)
- ◆ [Get Veterans Administration hospital data.](#)
- ◆ [Get PPS-exempt cancer hospital data.](#)
- ◆ [Review hospital survey reports.](#)
- ◆ **NEW** [Inpatient Psychiatric Facility Quality Reporting measures are now available. Data updated December 2016.](#)
- ◆ [View American College of Surgeons \(ACS\) surgical outcomes measures – voluntary reporting by hospitals in the ACS National Surgical Quality Improvement Program !\[\]\(0551a83d441798e532995956b603f604_img.jpg\) database \(ACS NSQIP®\). Data updated December 2016.](#)
- ◆ [Get Ambulatory Surgical Center Quality \(ASCQR\) Program data.](#)

12/16/2016

Additional information

- ◆ **Hospital Compare data last updated:** December 14, 2016. [Go to updates.](#)
- ◆ [Download the Hospital Compare database](#)
- ◆ [Get Hospital Compare data archives.](#)
- ◆ **Linking quality to payment:**
 - ◆ **Hospital Value-Based Purchasing Program (Hospital VBP):**
 - ◆ [Fiscal Year 2017 data and scoring](#)
Data updated Dec. 2016
 - ◆ [Fiscal Year 2015 incentive payment adjustments](#)
Data updated Dec. 2016
 - ◆ [Hospital Readmissions Reduction Program](#)
Data updated Dec. 2016
 - ◆ [Hospital-Acquired Condition Reduction Program](#)
Data updated Dec. 2016
- ◆ [Number of selected surgical procedures performed in outpatient](#)

Tools and Tips

- ◆ [Learn how Medicare covers inpatient and outpatient hospital services.](#)
- ◆ [Use The Guide to Choosing a Hospital when comparing hospitals.](#)
- ◆ [Get tips for printing hospital information](#)
- ◆ **Compare other providers and plans**
 - ◆ [Visit Physician Compare to learn what hospitals your physicians and other healthcare professionals are affiliated with.](#)
 - ◆ [Nursing Home Compare](#)
 - ◆ [Home Health Compare](#)
 - ◆ [Dialysis Facility Compare](#)
 - ◆ [Medicare Plan Finder](#)
 - ◆ [Supplier Directory](#)

27

Hospital Compare HAC Reduction Program Page

<https://www.medicare.gov/hospitalcompare/HAC-reduction-program.html>

Medicare.gov | Hospital Compare
The Official U.S. Government Site for Medicare

Hospital-Acquired Condition Reduction Program

In October 2014, CMS began reducing Medicare payments for subsection (d) hospitals that rank in the worst performing quartile of subsection (d) hospitals with respect to hospital-acquired conditions (HACs). For the FY 2017 HAC Reduction Program, the worst performing quartile is identified by calculating a Total HAC Score based on hospitals' performance on 6 quality measures: the Agency for Healthcare Research and Quality (AHRQ) Patient Safety Indicators (PSI) 90 Composite, and the Centers for Disease Control and Prevention (CDC) National Healthcare Safety Network (NHSN) Central Line-Associated Bloodstream Infection (CLABSI), Catheter-Associated Urinary Tract Infection (CAUTI), Surgical Site Infection (SSI) (Colon Surgery and Abdominal Hysterectomy), Methicillin-resistant Staphylococcus aureus (MRSA) bacteremia, and Clostridium difficile Infection (CDI) measures. Hospitals with a Total HAC Score above the 75th percentile of the Total HAC Score distribution will be subject to payment reduction.

To learn more about the measures and scoring methodology for the HAC Reduction Program, please visit the [QualityNet Website](#).

Hospital-Acquired Condition Reduction Program data

| | Hospital_Name | Provider ID | State | Fiscal Year | |
|---|----------------------------------|-------------|-------|-------------|-----|
| 1 | SOUTHEAST ALABAMA MEDICAL CENTER | 010001 | AL | 2016 | 1.0 |
| 2 | MARSHALL MEDICAL CENTERS | 010005 | AL | 2016 | 3.0 |
| 3 | ELIZA COFFEE MEMORIAL HOSPITAL | 010006 | AL | 2016 | 7.0 |
| 4 | MIZELL MEMORIAL HOSPITAL | 010007 | AL | 2016 | 3.0 |
| 5 | CRENSHAW COMMUNITY HOSPITAL | 010008 | AL | 2016 | 6.0 |
| 6 | ST. VINCENT'S EAST | 010011 | AL | 2016 | 4.0 |

HAC Reduction Program Downloadable Database

<https://data.medicare.gov/Hospital-Compare/Hospital-Acquired-Condition-Reduction-Program/yq43-i98g>

Data.Medicare.gov

Get started Info Developers Search SIGN IN

Hospital-Acquired Condition Reduction Program
In October 2014, CMS began reducing Medicare payments for subsection (d) hospitals that rank in the worst

Manage More Views Filter Visualize Export Embed About

| | Hospital_Name | Provider ID | State | Fiscal Year | Domain_1_Score | Domain_1_Score_Footnote | Domain_1_Start_Date | Domain_1_End... |
|----|-------------------------------------|-------------|-------|-------------|----------------|-------------------------|---------------------|-----------------|
| 1 | SOUTHEAST ALABAMA MEDICAL CENTER | 010001 | AL | 2016 | 1.0000 | | 07012012 | 06... |
| 2 | MARSHALL MEDICAL CENTERS | 010005 | AL | 2016 | 3.0000 | | 07012012 | 06... |
| 3 | ELIZA COFFEE MEMORIAL HOSPITAL | 010006 | AL | 2016 | 7.0000 | | 07012012 | 06... |
| 4 | MIZELL MEMORIAL HOSPITAL | 010007 | AL | 2016 | 3.0000 | | 07012012 | 06... |
| 5 | CRENSHAW COMMUNITY HOSPITAL | 010008 | AL | 2016 | 6.0000 | | 07012012 | 06... |
| 6 | ST. VINCENT'S EAST | 010011 | AL | 2016 | 4.0000 | | 07012012 | 06... |
| 7 | DEKALB REGIONAL MEDICAL CENTER | 010012 | AL | 2016 | 9.0000 | | 07012012 | 06... |
| 8 | SHELBY BAPTIST MEDICAL CENTER | 010016 | AL | 2016 | 2.0000 | | 07012012 | 06... |
| 9 | CALLAHAN EYE HOSPITAL | 010018 | AL | 2016 | 6.0000 | | 07012012 | 06... |
| 10 | HELEN KELLER HOSPITAL | 010019 | AL | 2016 | 5.0000 | | 07012012 | 06... |
| 11 | DALE MEDICAL CENTER | 010021 | AL | 2016 | 9.0000 | | 07012012 | 06... |
| 12 | CHEROKEE MEDICAL CENTER | 010022 | AL | 2016 | 6.0000 | | 07012012 | 06... |
| 13 | BAPTIST MEDICAL CENTER SOUTH | 010023 | AL | 2016 | 1.0000 | | 07012012 | 06... |
| 14 | JACKSON HOSPITAL & CLINIC INC | 010024 | AL | 2016 | 4.0000 | | 07012012 | 06... |
| 15 | EAST ALABAMA MEDICAL CENTER AND SNF | 010029 | AL | 2016 | 4.0000 | | 07012012 | 06... |
| 16 | WEDOWEE HOSPITAL | 010032 | AL | 2016 | 5.0000 | | 07012012 | 06... |

Export

- SODA API
- OData
- Print
- Download

Download a copy of this dataset in a static format

Download As

- CSV
- CSV for Excel
- JSON
- RDF
- RSS
- TSV for Excel
- XML

Payment Penalty File

The payment penalty file for the HAC Reduction Program will be available on the CMS website under the FY 2017 IPPS For Acute Care and Long Term Care Hospitals (LTCH) Prospective Payment System (PPS) Final Rule at

<http://www.cms.gov/Medicare/Medicare-Fee-for-Service-Payment/AcuteInpatientPPS/HAC-Reduction-Program.html>.

HAC Reduction Program Resources

HAC Reduction Program Methodology & General Information:

QualityNet HAC Reduction Program:

www.qualitynet.org/dcs/ContentServer?c=Page&pagename=QnetPublic%2FPage%2FQnetTier2&cid=1228774189166

HAC Reduction Program Results:

- Medicare.gov Hospital Compare HAC Reduction Program:
www.medicare.gov/hospitalcompare/HAC-reduction-program.html
- CMS.gov HAC Reduction Program:
<http://cms.gov/Medicare/Medicare-Fee-for-Service-Payment/AcuteInpatientPPS/HAC-Reduction-Program.html>

Hospital Compare related questions:

HospitalCompare@hsag.com

HAC Reduction Program related questions:

HACRP@lantanagroup.com

Casey Thompson MSN, RN-BC

HRRP Lead

HQRPS Contractor

HOSPITAL READMISSIONS REDUCTION PROGRAM

Background

- Section 3025 of the ACA added a new section, 1886(q), to the Social Security Act, establishing the HRRP.
- Payment adjustments began with discharges on October 1, 2012.

Purpose

- An important part of the continued efforts of CMS to link payment to the quality of hospital care
- A strong financial incentive for hospitals to improve communication and care coordination efforts, and to better engage patients and caregivers in post-discharge planning

Hospital Compare December 2016 Release

For eligible hospitals with at least 25 discharges, CMS reports the following data elements for each of the six HRRP readmission measures on Hospital Compare:

- Number of eligible discharges
- Number of readmissions (if the hospital has 11 or more readmissions)
- Predicted readmissions (i.e., the adjusted actual readmissions)
- Expected readmissions
- Excess readmission ratio

The FY 2017 HRRP measure results will be updated on CMS's *Hospital Compare* website on December 19, 2016.

Formula for Calculating Aggregate Payments for Excess Readmissions

Aggregate payments for excess readmissions = [sum of base operating DRG payments for AMI x (Excess Readmissions Ratio for AMI-1)] + [sum of base operating DRG payments for HF x (Excess Readmissions Ratio for HF-1)] + [sum of base operating DRG payments for PN x (Excess Readmissions Ratio for PN-1)] + [sum of base operating DRG payments for COPD) x (Excess Readmissions Ratio for COPD-1)] + [sum of base operating DRG payments for THA/TKA x (Excess Readmissions Ratio for THA/TKA-1)] + [sum of base operating DRG payments for CABG x (Excess Readmissions Ratio for CABG-1)].

***We note that if a hospital's excess readmissions ratio for a condition is less than/equal to 1, there are no aggregate payments for excess readmissions for that condition included in this calculation.**

Aggregate payments for all discharges = sum of base operating DRG payments for all discharges.

Ratio = 1- (Aggregate payments for excess readmissions/Aggregate payments for all discharges).

Proposed Readmissions Adjustment Factor for FY 2017 is the higher of the ratio or 0.9700.

***Based on claims data from July 1, 2012 to June 30, 2015 for FY 2017.**

Supplemental Data File

Hospital FY 2017 HRRP payment adjustment factor information, based on data available as of the close of the Review and Corrections period, was made available to the public in August 2016. CMS posted the information with the final rule data files on the FY 2017 IPPS Hospital Inpatient Prospective Payment System Final Rule Home Page on

<https://www.cms.gov/Medicare/Medicare-Fee-for-Service-Payment/AcuteInpatientPPS/FY2017-IPPS-Final-Rule-Home-Page.html>.

IQR vs. HRRP

- IQR and HRRP both use the same measure methodology and discharge time period; however, they use different sets of hospitals.
- HRRP uses subsection (d) hospitals and Maryland hospitals participating in the all-payer model.
- IQR includes a more expansive group of hospitals, including critical access hospitals, cancer hospitals, and hospitals located in U.S. territories that are not subsection (d) hospitals.
- Most hospitals have similar results, or possibly a lower number of readmissions (or unadjusted readmission rate), in the Hospital Readmissions Reduction Program as compared to the Hospital IQR Program.
- Some hospitals may have a slightly higher number of readmissions, or unadjusted readmission rates, due to the difference described above.

Overall Hospital Rating and HRRP

The Overall Hospital Rating is a summary of a hospital's reported Hospital Inpatient Quality Reporting Program and Outpatient Quality Reporting Program on *Hospital Compare*. Please note that HRRP results are not used in the calculation of the Overall Hospital Rating results.

Hospital Compare Homepage – Link to HRRP

<https://www.medicare.gov/hospitalcompare/search.html>

Spotlight

- ◆ **NEW** Compare hospitals based on their overall star rating, summarizing up to 57 measures of quality shown on Hospital Compare. [Learn more here.](#)
- ◆ [Get Veterans Administration hospital data.](#)
- ◆ [Get PPS-exempt cancer hospital data.](#)
- ◆ [Review hospital survey reports.](#)
- ◆ **NEW** [Inpatient Psychiatric Facility Quality Reporting measures are now available. Data updated December 2016.](#)
- ◆ [View American College of Surgeons \(ACS\) surgical outcomes measures – voluntary reporting by hospitals in the ACS National Surgical Quality Improvement Program !\[\]\(687b6c142f51ac6f390f8bd444e38d03_img.jpg\) database \(ACS NSQIP®\). Data updated December 2016.](#)
- ◆ [Get Ambulatory Surgical Center Quality \(ASCQR\) Program data.](#)

Additional information

- ◆ **Hospital Compare data last updated:** December 14, 2016. [Go to updates.](#)
- ◆ [Download the Hospital Compare database](#)
- ◆ [Get Hospital Compare data archives.](#)
- ◆ **Linking quality to payment:**
 - ◆ **Hospital Value-Based Purchasing Program (Hospital VBP):**
 - ◆ [Fiscal Year 2017 data and scoring](#)
Data updated Dec. 2016
 - ◆ [Fiscal Year 2015 incentive payment adjustments](#)
Data updated Dec. 2016
 - ◆ **Hospital Readmissions Reduction Program**
Data updated Dec. 2016
 - ◆ **Hospital-Acquired Condition Reduction Program**
Data updated Dec. 2016
- ◆ [Number of selected surgical procedures performed in outpatient](#)

Tools and Tips

- ◆ [Learn how Medicare covers inpatient and outpatient hospital services.](#)
- ◆ [Use The Guide to Choosing a Hospital when comparing hospitals.](#)
- ◆ [Get tips for printing hospital information](#)
- ◆ **Compare other providers and plans**
 - ◆ [Visit Physician Compare to learn what hospitals your physicians and other healthcare professionals are affiliated with.](#)
 - ◆ [Nursing Home Compare](#)
 - ◆ [Home Health Compare](#)
 - ◆ [Dialysis Facility Compare](#)
 - ◆ [Medicare Plan Finder](#)
 - ◆ [Supplier Directory](#)

Hospital Compare HRRP Page

Hospital Readmissions Reduction Program

In October 2012, CMS began reducing Medicare payments for Inpatient Prospective Payment System (IPPS) hospitals with excess readmissions. Excess [readmissions](#) are measured by a ratio, by dividing a hospital's number of "predicted" 30-day readmissions for [heart attack](#), [heart failure](#), [pneumonia](#), [COPD](#), [hip/knee replacement](#), and [coronary artery bypass graft surgery](#) by the number that would be "expected," based on an average hospital with similar patients. A ratio greater than 1.0000 indicates excess readmissions.

[More information on how payments are adjusted.](#)

[More on the calculations.](#)

Hospital Readmissions Reduction Program data

| | Hospital Name | Provider Number | State |
|---|----------------------------------|-----------------|-------|
| 1 | SOUTHEAST ALABAMA MEDICAL CENTER | 010001 | AL |
| 2 | SOUTHEAST ALABAMA MEDICAL CENTER | 010001 | AL |
| 3 | SOUTHEAST ALABAMA MEDICAL CENTER | 010001 | AL |
| 4 | SOUTHEAST ALABAMA MEDICAL CENTER | 010001 | AL |
| 5 | SOUTHEAST ALABAMA MEDICAL CENTER | 010001 | AL |
| 6 | MARSHALL MEDICAL CENTER SOUTH | 010005 | AL |
| 7 | MARSHALL MEDICAL CENTER SOUTH | 010005 | AL |

Data.medicare.gov-HRRP Downloadable Database

<https://data.medicare.gov/Hospital-Compare/Hospital-Readmissions-Reduction-Program/9n3s-kdb3>

Data.Medicare.gov

Get started Info Developers Search SIGN IN

Hospital Readmissions Reduction Program
In October 2012, CMS began reducing Medicare

Find in this Dataset

Manage More Views Filter Visualize **Export** Embed About

| | Hospital Name | Provider Number | State | Measure Name |
|----|----------------------------------|-----------------|-------|--------------|
| 1 | SOUTHEAST ALABAMA MEDICAL CENTER | 010001 | AL | READM-30-A |
| 2 | SOUTHEAST ALABAMA MEDICAL CENTER | 010001 | AL | READM-30-C |
| 3 | SOUTHEAST ALABAMA MEDICAL CENTER | 010001 | AL | READM-30-H |
| 4 | SOUTHEAST ALABAMA MEDICAL CENTER | 010001 | AL | READM-30-H |
| 5 | SOUTHEAST ALABAMA MEDICAL CENTER | 010001 | AL | READM-30-P |
| 6 | MARSHALL MEDICAL CENTER SOUTH | 010005 | AL | READM-30-A |
| 7 | MARSHALL MEDICAL CENTER SOUTH | 010005 | AL | READM-30-C |
| 8 | MARSHALL MEDICAL CENTER SOUTH | 010005 | AL | READM-30-H |
| 9 | MARSHALL MEDICAL CENTER SOUTH | 010005 | AL | READM-30-H |
| 10 | MARSHALL MEDICAL CENTER SOUTH | 010005 | AL | READM-30-P |
| 11 | ELIZA COFFEE MEMORIAL HOSPITAL | 010006 | AL | READM-30-A |
| 12 | ELIZA COFFEE MEMORIAL HOSPITAL | 010006 | AL | READM-30-C |

Export

- SODA API
- OData**
- Print
- Download**

Download a copy of this dataset in a static format

Download As

- CSV
- CSV for Excel
- JSON
- RDF
- RSS

HRRP Resources

Hospital Compare:

<https://www.medicare.gov/hospitalcompare/search.html?>

Hospital Compare Inquiries:

hospitalcompare@hsag.com

HRRP Program Information:

<https://www.qualitynet.org/dcs/ContentServer?c=Page&pagename=QnetPublic%2FPage%2FQnetTier2&cid=1228772412458>

HRRP General Inquiries:

HRRP@lantanagroup.com

HRRP Measure Methodology Inquiries:

cmsreadmissionmeasures@yale.edu

More Program and Payment Adjustment Information:

<https://www.cms.gov/medicare/medicare-fee-for-service-payment/acuteinpatientpps/readmissions-reduction-program.html>

Readmission Measures:

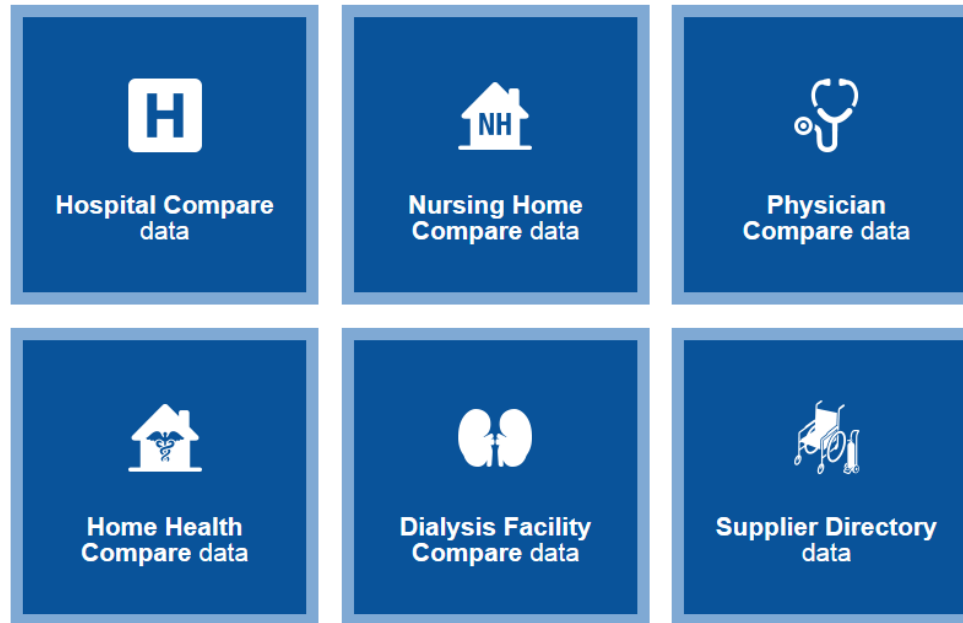
<https://www.qualitynet.org/dcs/ContentServer?c=Page&pagename=QnetPublic%2FPage%2FQnetTier3&cid=1219069855273>

DOWNLOADING CURRENT & ARCHIVED DATA

Data.Medicare.Gov & Downloading the Data

<https://data.medicare.gov/>

Explore & download data



 **DOWNLOAD MICROSOFT ACCESS DATABASE NOW**

 **DOWNLOAD CSV FLAT FILES (REVISED) NOW**

 **GET ARCHIVED DATA**

Last updated on Nov 10, 2016

Last updated on Nov 10, 2016

Archived Data

Medicare.gov | Hospital Compare

The Official U.S. Government Site for Medicare

Hospital Compare
Home

About Hospital
Compare

About the data

Resources

Help

Home

 Share

The Department of Veterans Affairs (VA) hospital data are available [here](#).
VA data are temporarily not available through the City, State and Zip code search below.

Find a hospital

A field with an asterisk (*) is required.

*** Location**

Example: 45802 or Lima, OH or Ohio

Hospital name (optional)

Search



Archived Data

Medicare.gov | Hospital Compare

The Official U.S. Government Site for Medicare

About Hospital Compare

About the data

Resources

Glossary

Information for patients

Information for hospitals

❖ **Current Page:**
Download the data

Help

Back to top

Download the data

- Visit data.medicare.gov to get the downloadable data.
- **Get archived Hospital Compare data.**
- Learn more about using government data.

Archived Data

<https://data.medicare.gov/data/archives/hospital-compare>

Data.Medicare.gov



Get started

Info

Developers

Search

Hospital Compare data archive

2016 Annual Files

- HOSArchive_20160810.zip (08/10/2016, Zip File, 43096 KB)
- HOSArchive_Revised_FlatFiles_20160810.zip (08/10/2016, Zip File, 14900 KB)
- HOSArchive_20160504.zip (05/04/2016, Zip File, 41767 KB)
- HOSArchive_Revised_FlatFiles_20160504.zip (05/04/2016, Zip File, 14377 KB)

2015 Annual Files

- HAI_CDIFR_Revised_2015.zip (12/18/2015, Zip File, 72 KB)
- HOSArchive_20151210.zip (12/10/2015, Zip File, 35,082 KB)
- HOSArchive_Revised_FlatFiles_20151210.zip (12/10/2015, Zip File, 13,891 KB)
- HOSArchive_20151008.zip (10/08/2015, Zip File, 33,659 KB)
- HOSArchive_Revised_FlatFiles_20151008.zip (10/08/2015, Zip File, 12,942 KB)
- MSPB_archives.zip (10/08/2015, Zip File, 838 KB)
- HOSArchive_20150716.zip (07/16/2015, Zip File, 35,727 KB)
- HOSArchive_Revised_FlatFiles_20150716.zip (07/16/2015, Zip File, 12,070 KB)

Fiscal Year 2017 HAC Reduction Program, Hospital VBP Program, and HRRP: *Hospital Compare* Data Update

CONTINUING EDUCATION

Continuing Education Approval

This program has been approved for 1.5 continuing education (CE) unit for the following professional boards:

- Florida Board of Clinical Social Work, Marriage and Family Therapy and Mental Health Counseling
- Florida Board of Nursing Home Administrators
- Florida Council of Dietetics
- Florida Board of Pharmacy
- Board of Registered Nursing (Provider #16578)
 - It is your responsibility to submit this form to your accrediting body for credit.

CE Credit Process

- Complete the ReadyTalk[®] survey that will pop up after the webinar, or wait for the survey that will be sent to all registrants within the next 48 hours.
- After completion of the survey, click “Done” at the bottom of the screen.
- Another page will open that asks you to register in HSAG’s Learning Management Center.
 - This is a separate registration from ReadyTalk[®].
 - Please use your PERSONAL email so you can receive your certificate.
 - Healthcare facilities have firewalls up that block our certificates.

CE Certificate Problems?

- If you do not immediately receive a response to the email that you signed up with in the Learning Management Center, you have a firewall up that is blocking the link that is sent out.
- Please go back to the **New User** link and register your personal email account.
 - Personal emails do not have firewalls.

CE Credit Process: Survey

No

Please provide any additional comments

10. What is your overall level of satisfaction with this presentation?

Very satisfied

Somewhat satisfied

Neutral

Somewhat dissatisfied

Very dissatisfied

If you answered "very dissatisfied", please explain

11. What topics would be of interest to you for future presentations?

12. If you have questions or concerns, please feel free to leave your name and phone number or email address and we will contact you.

Done

Powered by [SurveyMonkey](#)
Check out our [sample surveys](#) and create your own now!

CE Credit Process

Thank you for completing our survey!

Please click on one of the links below to obtain your certificate for your state licensure.

You must be registered with the learning management site.

New User Link:

<https://lmc.hshapps.com/register/default.aspx?ID=da0a12bc-db39-408f-b429-d6f6b9ccb1ae>

Existing User Link:

<https://lmc.hshapps.com/test/adduser.aspx?ID=da0a12bc-db39-408f-b429-d6f6b9ccb1ae>

Note: If you click the 'Done' button below, you will not have the opportunity to receive your certificate without participating in a longer survey.

Done

CE Credit Process: New User

The screenshot shows a web page for the HSAG Learning Management Center. At the top left is the HSAG logo (Health Services Advisory Group). At the top right, there is a security notice: "this is a secure site please provide credentials to continue" with a lock icon. Below this is the text "Learning Management Center". The main heading of the page is "Learning Center Registration: OQR: 2015 Specifications Manual Update - 1-21-2015". The registration form includes four input fields: "First Name:", "Last Name:", "Email:", and "Phone:". Below the "First Name" and "Last Name" fields is a "Register" button. The "Phone" field has a small icon of a telephone handset.

HSAG HEALTH SERVICES ADVISORY GROUP

this is a secure site
please provide credentials to continue

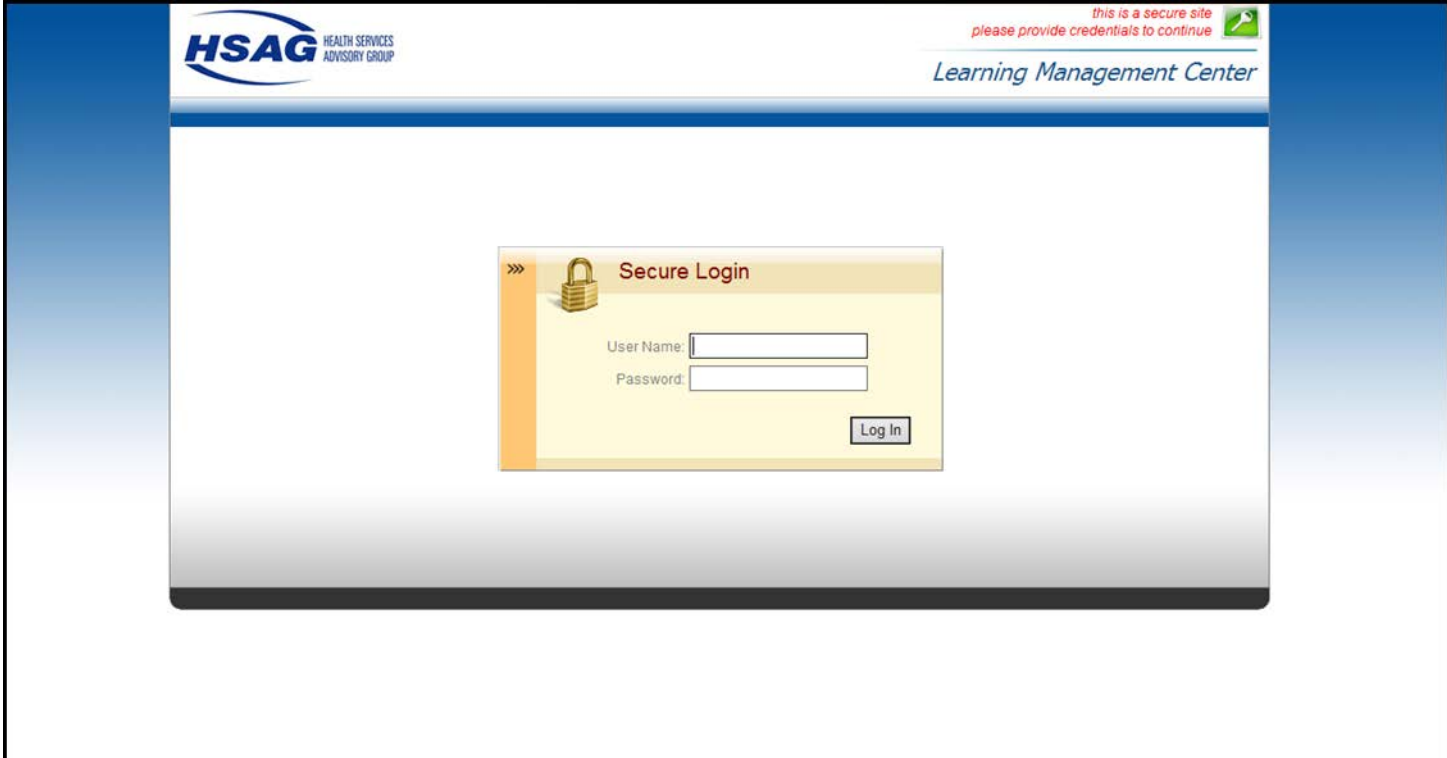
Learning Management Center

Learning Center Registration: OQR: 2015 Specifications Manual Update - 1-21-2015

First Name: Last Name:

Email: Phone:

CE Credit Process: Existing User



The screenshot displays the login interface for the HSAG Learning Management Center. At the top left is the HSAG logo (Health Services Advisory Group). At the top right, a security notice reads "this is a secure site please provide credentials to continue" with a lock icon. Below this is the text "Learning Management Center". The central focus is a "Secure Login" box containing a padlock icon, a "User Name:" label with an input field, a "Password:" label with an input field, and a "Log In" button.

Fiscal Year 2017 HAC Reduction Program, Hospital VBP Program, and HRRP: *Hospital Compare* Data Update

QUESTIONS?