



QualityNet Reports and Utilization of the Secure File Transfer

*Mollie Carpenter, BSN, RN
Hospital Outpatient Education Coordinator, FMQAI
October 15, 2014*

Hospital OQR Data Due Dates

- **Due November 1, 2014:**
 - Q2 2014 (April 1 – June 30) data
 - Population and Sampling data
 - Web-based (structural) measures

10/15/2014



2

Save the Date

Upcoming Hospital OQR Program
educational webinar:

- November 19, 2014: CY 2015 OPPTS/ASC Final Rule
- December – No webinar scheduled

10/15/2014



3

Learning Objectives

At the conclusion of this presentation, attendees will be able to:

- Identify where to locate the most commonly used Hospital OQR reports on QualityNet
- Understand how to download and view QualityNet reports
- Understand the process for sending and receiving files through the Secure File Transfer



10/15/2014



QualityNet Reports and Utilization of the Secure File Transfer



Mollie Carpenter, BSN, RN

Log in to the QualityNet Secure Portal

The screenshot shows the QualityNet Secure Portal interface. At the top, there is a navigation bar with 'Home', 'QualityNet', and 'Help'. Below this is a menu with categories: 'Hospitals - Inpatient', 'Hospitals - Outpatient', 'Physician Offices', 'Ambulatory Surgical Centers', 'Cancer Hospitals', 'ESRD Facilities', 'Inpatient Psychiatric Facilities', and 'Quality Improvement'. The main content area features a 'QualityNet News' section with a highlighted article titled 'FY 2015 IPPS proposed rule posted, open for public comment'. To the right of the news section is a 'Log in to QualityNet Secure Portal' box with a 'Log in' button circled in red. Below the news section is a 'Getting Started with QualityNet' section with links for 'System Requirements', 'Registration', and 'Sign-In Instructions'. At the bottom, there is a 'Know the Security Policy' section. The CMS logo is at the bottom center, and the date '10/15/2014' is in the bottom left corner.

Secure Portal Enrollment Training



Select the Hospital OQR Program



Access the QualityNet Secure Portal



Run Reports

Home - Quality Programs - My Data - My Reports - My Tools - Help -


My Reports > Run Reports

Start Run Report(s) Search Report(s) Favorites

Start Reports

This reporting portlet allows you to run and access reports on quality program data to which you are granted access.

I'd Like To...
[Run Report\(s\)](#)
[Search Report\(s\)](#)
[View Favorite Reports](#)

10/15/2014 

Select Program, Category, and Report

Home - Quality Programs - My Data - My Reports - My Tools - Help -


My Reports > Run Reports

Run Report(s) Search Report(s) Favorites

Select Program, Category and Report


Select Program, Category and Report
 The available reports are organized by program and category combination. If you have access to a single program, your program is pre-selected, and if the category selected to the selected program has a single value, then it too will be pre-selected. Choose a program, then category, and then click on the REPORTS button to view your report list. Report Category: You can also click on the Report List button to view the report list.

Report Program: [dropdown menu] Report Category: [dropdown menu] [Go] [Cancel]

10/15/2014 

Categories for Reports

- Annual Payment Update Reports
- Data Validation Reports
- Feedback Reports
- Preview Reports

10/15/2014 

Public Reporting Preview Reports

10/15/2014

Select Report Parameters

10/15/2014

Report Confirmation

10/15/2014

Display Report

Home - Quality Programs - My Data - My Reports - My Tools - Help

My Reports - Search Reports

Search Reports

Search Report Name Requested Date Show Reports

10/23/2014 10/30/2014 ALL [SEARCH] [REFRESH REPORT DATA]

SELECT	DATE REQUESTED	REPORT NAME	LAST DOWNLOADED	SIZE (KB)	ACTION
<input checked="" type="checkbox"/>	10/23/2014 11:40:20	Hospital Reporting - Claims Detail Report		11,228	

10/15/2014

Reports

10/15/2014

Claims Detail Report

Report Run Date: 09/25/2014 Page 1 of 1

Hospital Reporting - Claims Detail Report - Outpatient
Provider: 100001
Encounter Quarter: 04/01/2014 - 06/30/2014
Measure Set: All

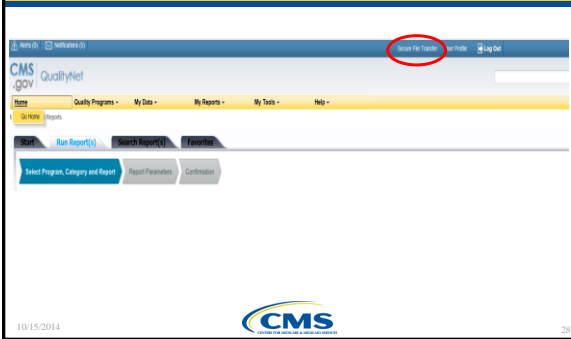
Data As Of: 08/05/2014

000001 SAMPLE HOSPITAL, CITY, FL

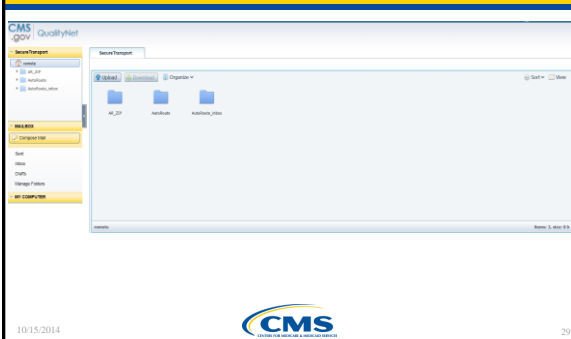
Beneficiary Claim Number ¹	Claim Start Date	Claim End Date	Measure Set	Last Name	First Name	Birth Date	Gender
000000000A	06/17/2014	06/17/2014	OQR-AMI	DOE	JOHN	01/01/1941	M
000000000A	04/28/2014	04/28/2014	OQR-PAIN MGMT	DOE	JANE	01/01/1925	F
000000000A	05/01/2014	05/01/2014	OQR-PAIN MGMT	DOE	JANE	01/01/1965	F
000000000A	05/23/2014	05/23/2014	OQR-PAIN MGMT	DOE	JOHN	01/01/1945	M
000000000A	06/11/2014	06/11/2014	OQR-PAIN MGMT	DOE	JOHN	01/01/1940	M
000000000A	06/24/2014	06/24/2014	OQR-PAIN MGMT	DOE	JANE	01/01/1940	F
000000000A	05/16/2014	05/16/2014	OQR-STK	DOE	JANE	01/01/1924	F
000000000A	04/25/2014	04/25/2014	OQR-SURGERY	DOE	JOHN	01/01/1964	M
000000000A	05/19/2014	05/19/2014	OQR-SURGERY	DOE	JANE	01/01/1939	F
000000000A	06/16/2014	06/16/2014	OQR-SURGERY	DOE	JOHN	01/01/1948	M

10/15/2014


Secure File Transfer



Select Action



Compose Mail



Thank You For Participating!

Please contact the Hospital OQR Support Contractor if you have any questions:

- Submit questions online through the QualityNet Question & Answer Tool at www.qualitynet.org

Or

- Call the Hospital OQR Support Contractor at 866-800-8756



10/15/2014

34
