

Welcome!

- **Audio for this event is available via ReadyTalk® Internet Streaming.**
- **No telephone line is required.**
- **Computer speakers or headphones are necessary to listen to streaming audio.**
- **Limited dial-in lines are available. Please send a chat message if needed.**
- **This event is being recorded.**



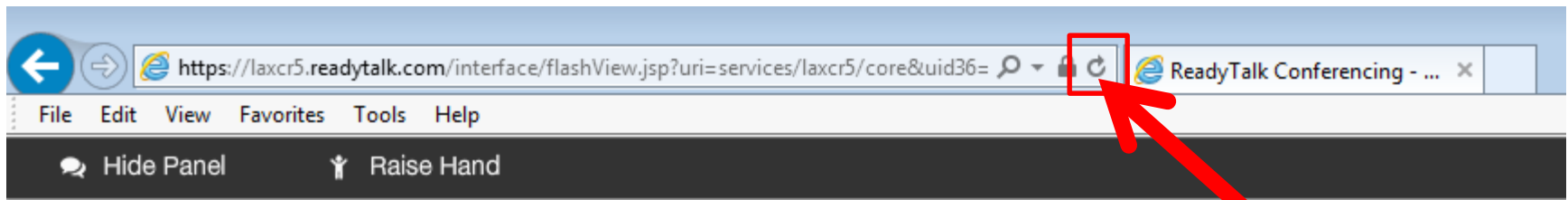
Troubleshooting Audio

Audio from computer speakers breaking up?
Audio suddenly stop?

- Click Refresh icon –
or-
Click F5



F5 Key
Top row of Keyboard

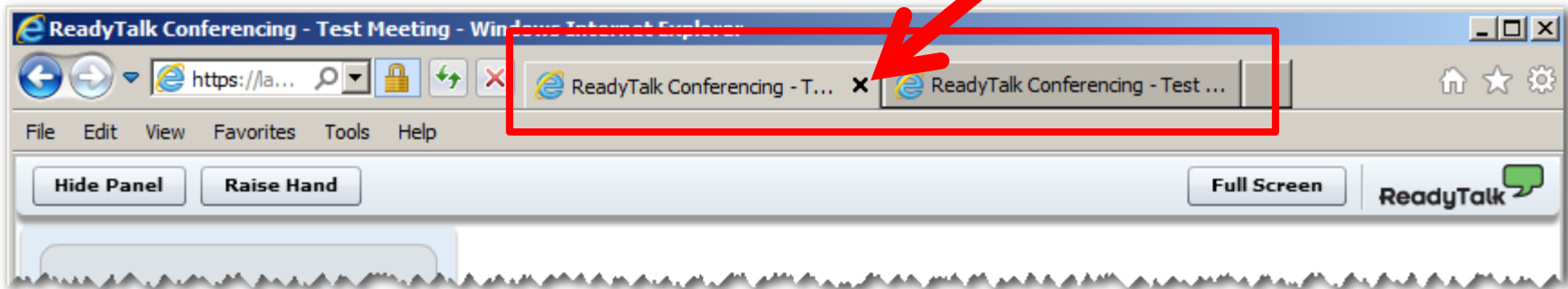


Location of Buttons

Refresh

Troubleshooting Echo

- Hear a bad echo on the call?
- Echo is caused by multiple browsers/tabs open to a single event – multiple audio feeds.
- Close all but one browser/tab and the echo will clear up.



Example of Two Browsers Tabs open in Same Event

Submitting Questions

Type questions in the “Chat with Presenter” section, located in the bottom-left corner of your screen.



The screenshot shows a web application interface. On the left side, there is a vertical chat window titled "Chat with Presenter" at the bottom. The chat window has a text input field labeled "Type questions here." and a "Send" button. The main content area on the right features the CMS logo (Centers for Medicare & Medicaid Services) at the top. Below the logo, the text "Welcome to Today's Event" is displayed in a large, bold font. At the bottom of the main content area, there is a message: "Thank you for joining us today! Our event will start shortly." The interface also includes a "Full Screen" button and a "ReadyToGo" indicator in the top right corner.



Question and Answer Session II

CY 2016 eCQM Reporting

Jennifer Seeman

Program Manager, Hospital Quality Reporting (HQR) Electronic Health Record (EHR) Portfolio, Program, and Project Management (PM3) Support Contractor (SC)

Artrina Sturges, EdD

Project Lead, Inpatient Quality Reporting (IQR) – EHR Incentive Program Alignment Hospital Inpatient Value, Incentives, and Quality Reporting (VIQR) Outreach and Education SC

February 27, 2017

Purpose

This presentation is the second session devoted to addressing submitter questions related to the mandatory electronic Clinical Quality Measure (eCQM) submission process for the Hospital IQR and Medicare EHR Incentive Programs for Calendar Year (CY) 2016.

Objectives

At the conclusion of this presentation, participants will be able to perform the following:

- Troubleshoot common CMS Quality Reporting Document Architecture (QRDA) Category I file submission errors to reduce the likelihood of file rejection
- Locate and utilize tools and reference materials to assist with submission activities
- Perform the steps necessary for successful submission of eCQM test and production files

Agenda

- Program Updates
- Open Question & Answer Session

Question and Answer Session II – CY 2016 eCQM Reporting

Program Updates

CY 2016 eCQM Submission Deadline Extended

- On January 17, 2017, CMS notified Eligible Hospitals (EHs) and Critical Access Hospitals (CAHs) participating in the Hospital IQR and/or the Medicare EHR Incentive Programs of the eCQM deadline extension **to Monday, March 13, 2017, at 11:59 p.m. PT.**
- The extension is for the submission of eCQM data for the CY 2016 reporting period, pertaining to the Fiscal Year (FY) 2018 payment determination.
- This extension is being granted to provide hospitals additional time to submit eCQM data.

Questions:

eCQM General Program Information – IQR Policy and Program

<https://cms-ip.custhelp.com>

(866) 800-8765 or (844) 472-4477, 8 a.m. – 8 p.m. ET, Monday through Friday (except federal holidays)

Medicare EHR Incentive Program Attestation Deadline Extended

- February 6, 2017, ListServe distributed by CMS extending the attestation deadline for providers (which include EHRs and CAHs) participating in the Medicare EHR Incentive Program to **Monday, March 13, 2017, at 11:59 p.m. ET.**
- Providers participating in the Medicare EHR Incentive Program must attest to the [2016 program requirements](#) by March 13, 2017, to avoid a 2018 payment adjustment.
- If you are participating in the Medicaid EHR Incentive Program, please refer to your [state's deadlines](#) for attestation information.

Questions:

Contact the **EHR Information Center** at 1 (888) 734-6433 (press option 1), available Monday through Friday from 6:30 a.m. to 5:30 p.m. ET, except federal holidays.

Question and Answer Session II – CY 2016 eCQM
Reporting

Question and Answer Session

Question and Answer Session II – CY 2016 eCQM Reporting

Resources

Resources to Troubleshoot Error Messages

- [2016 CMS QRDA Implementation Guide for Eligible Professional Programs and Hospital Quality Reporting](#)
CMS eCQM Library and the electronic Clinical Quality Improvement (eCQI) Resource Center
- [Addendum to 2016 CMS QRDA Implementation Guide for Eligible Professional and Hospital Quality Reporting](#)
CMS eCQM Library and the eCQI Resource Center
- [HL7 Implementation Guide for CDA Release 2: Quality Reporting Document Architecture, Category I, Draft Standard for Trial Use Release 3 \(QRDA-I R3\)](#)
June 2015

CY 2016 *QualityNet Secure Portal* EHR Report Overview

Report Title	Purpose	Availability
Submission Detail Report	File-level validation	Test and production QRDA Category I files
Submission Summary Report	Measure counts: The number of cases submitted for a measure	Test and production QRDA Category I files
eCQM Performance Summary Report	Summary-level measure performance calculations	Production QRDA Category I files only
eCQM Submission Status Report	Summary-level; signals successful submission of QRDA Category I files, zero denominator declarations and/or case threshold exemptions	Production QRDA Category I files only
eCQM Submission and Performance Feedback Report	Patient-level measure calculations	Test and production QRDA Category I files

QRDA Category I Conformance Statement Interactive Resource

The QRDA Category I Conformance Statement Interactive Resource is posted on the [QualityNet](#) website and on the [Quality Reporting Center](#) website:

[Home](#) » [Inpatient](#) » [Hospital IQR Program](#) » [Resources and Tools](#)



QRDA Category I Conformance Statement Resource – CY 2016 eCQM Reporting

[Next Page](#)

Select a CONF Number From the Table Below

CONF: CMS_0060 Encounter Performed Discharge Date Null	CONF: CMS_0062 Encounter Performed Admission Date	CONF: CMS_0063 Encounter Performed Discharge Date	CONF: CMS_0068 Dummy CCN
CONF: CMS_0072 QRDA Document Format Error	CONF: CMS_0073 QRDA Document Format Error	CONF: CMS_0074 Version Specific Measure Identifier	CONF: CMS_0078 QRDA File Size Exceeds 5 MB
CONF: CMS_0079 Reporting Period Effective Date Range	CONF: 81-9371 Conformant Patient Name	CONF: 81-9372 Cannot Contain Name Parts	CONF: 1098-6394 Administrative Gender Code
CONF: 1098-7508 Effective Time	CONF: 1098-14838 Service Event – Low Effective Time	CONF: 1140-27571 & CONF 1098-5300 C01 Contain Birthtime – Precise to the Day	CONF: 1140-27745 Medication Order Requires Authors

[Back](#)

[End](#)

Contacts for Outreach

QualityNet Help Desk – PSVA and Data Upload Questions

qnet support@hcqis.org

(866) 288-8912, 7 a.m. – 7 p.m. CT, Monday through Friday

eCQM General Program Information – IQR Policy and Program Questions

<https://cms-ip.custhelp.com>

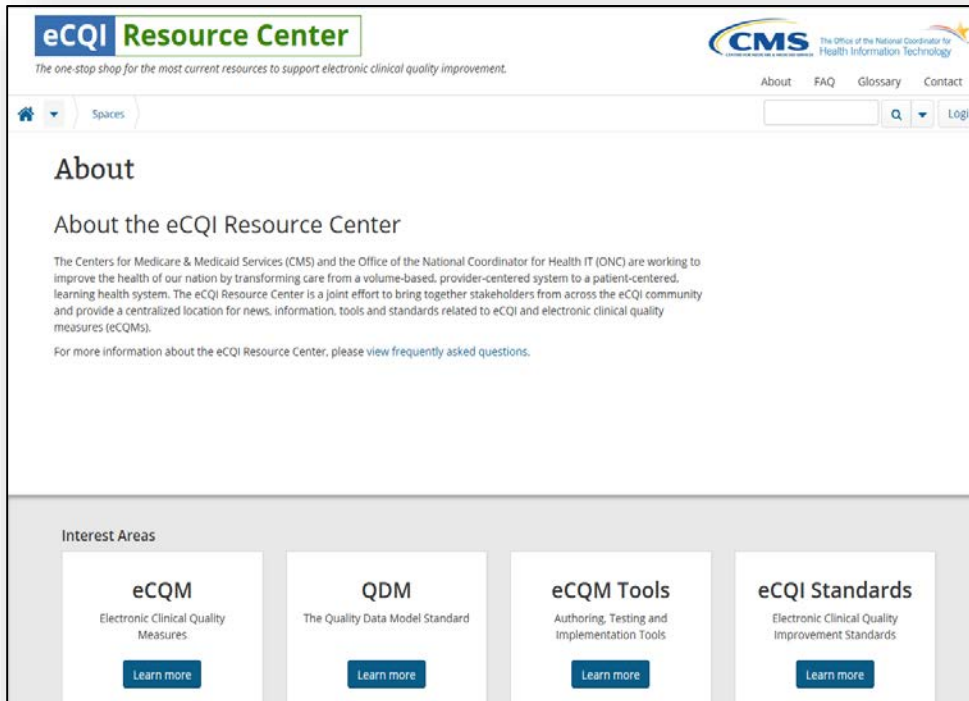
(866) 800-8765 or (844) 472-4477, 8 a.m. – 8 p.m. ET, Monday through Friday (except federal holidays)

EHR (Meaningful Use) Information Center (EHRIC) – EHR Incentive Program and Attestation Questions

(888) 734-6433 (press option 1), available Monday through Friday from 7:30 a.m. to 6:30 p.m. ET, except federal holidays.

eCQI Resource Center

<https://ecqi.healthit.gov/>



The screenshot displays the eCQI Resource Center website. At the top left, the logo reads "eCQI Resource Center" with the tagline "The one-stop shop for the most current resources to support electronic clinical quality improvement." To the right is the CMS logo, "The Office of the National Coordinator for Health Information Technology". Navigation links for "About", "FAQ", "Glossary", and "Contact" are visible. Below the navigation is a search bar and a "Login" link. The main content area is titled "About" and "About the eCQI Resource Center". It contains a paragraph explaining the center's mission: "The Centers for Medicare & Medicaid Services (CMS) and the Office of the National Coordinator for Health IT (ONC) are working to improve the health of our nation by transforming care from a volume-based, provider-centered system to a patient-centered, learning health system. The eCQI Resource Center is a joint effort to bring together stakeholders from across the eCQI community and provide a centralized location for news, information, tools and standards related to eCQI and electronic clinical quality measures (eCQMs). For more information about the eCQI Resource Center, please view frequently asked questions." Below this is an "Interest Areas" section with four cards: "eCQM" (Electronic Clinical Quality Measures), "QDM" (The Quality Data Model Standard), "eCQM Tools" (Authoring, Testing and Implementation Tools), and "eCQI Standards" (Electronic Clinical Quality Improvement Standards). Each card has a "Learn more" button.

- Resources for various stages of eCQI
- Information about standards and tools to support eCQI
- Links to external resources related to eCQMs and data reporting include the following:
 - ONC JIRA issue trackers
 - Measure Authoring tool
 - Value Set Authority Center
 - National Quality Strategy resources

eCQM Library

https://www.cms.gov/regulations-and-guidance/legislation/ehrincentiveprograms/ecqm_library.html

Home | About CMS | Newsroom | FAQs | Archive | Share Help Print

Learn about [your healthcare options](#) Search

Medicare Medicaid/CHIP Medicare-Medicaid Coordination Private Insurance Innovation Center **Regulations & Guidance** Research, Statistics, Data & Systems Outreach & Education

Home > Regulations and Guidance > EHR Incentive Programs > eCQM Library

EHR Incentive Programs

- [2015 Program Requirements](#)
- [2016 Program Requirements](#)
- [2017 Program Requirements](#)
- [Educational Resources](#)
- [Payment Adjustments & Hardship Information](#)
- [Registration & Attestation](#)
- [Data and Program Reports](#)
- [Participating In EHR?](#)
- [Medicare and Medicaid EHR Incentive Program Basics](#)
- [Clinical Quality Measures Basics](#)

eCQM Library

Announcement

CMS & ONC Release Request for Information: Certification Frequency and Requirements for the Reporting of Quality Measures under CMS Programs

The Centers for Medicare and Medicaid Services (CMS), in conjunction with the Office of the National Coordinator (ONC), published the *Request for Information: Certification Frequency and Requirements for the Reporting of Quality Measures under CMS Programs*. It can be found on the [Federal Register](#). The RFI displayed in the Federal Register on December 30, 2015, and will publish on December 31, 2015.

As outlined in the RFI, CMS and ONC seek public comment on several items related to the certification of health information technology (IT), including Electronic health record (EHR) products used for reporting to the:

- EHR Incentive Programs; and
- Certain CMS quality reporting programs such as, but not limited to, the Hospital Inpatient Quality Reporting (IQR) Program and the Physician Quality Reporting System (PQRS).

CMS and ONC request feedback on how often to require recertification, the number of CQMs a certified Health IT Module should be required to certify to and ways to improve testing of certified Health IT Module(s). The feedback will inform CMS and ONC of elements that may need to be considered for future rules relating to the reporting of quality measures under CMS programs. This request for information is part of the effort of CMS to streamline/reduce Eligible Professional (EP), eligible hospital, critical access hospital (CAH), and health IT developer burden around government requirements.

eCQM Library

- [2013 Clinical Quality Measures](#)
- [2014 Clinical Quality Measures](#)
- [2015 CQM Reporting Options](#)
- [Certified EHR Technology](#)

The eCQM Library contains the following resources:

- eCQM specifications for eligible providers and eligible hospitals
- CMS QRDA implementation guides
- Additional resources, such as a guide to reading eCQMs

CMS.gov

Registration and Attestation Page

<https://www.cms.gov/Regulations-and-Guidance/Legislation/EHRIncentivePrograms/RegistrationandAttestation.html>

The screenshot displays the CMS.gov website interface. At the top, the CMS.gov logo is on the left, and navigation links (Home, About CMS, Newsroom, FAQs, Archive, Share, Help, Print) are on the right. Below the logo is the text "Centers for Medicare & Medicaid Services". A search bar is located to the right of the logo. A horizontal menu contains several categories: Medicare, Medicaid/CHIP, Medicare-Medicaid Coordination, Private Insurance, Innovation Center, Regulations & Guidance (highlighted in blue), Research, Statistics, Data & Systems, and Outreach & Education. Below the menu is a breadcrumb trail: Home > Regulations and Guidance > EHR Incentive Programs > Registration & Attestation. The main content area is divided into two columns. The left column is a sidebar with a blue header "EHR Incentive Programs" and several links: 2015 Program Requirements, 2016 Program Requirements, 2017 Program Requirements, Educational Resources, Payment Adjustments & Hardship Information, Registration & Attestation (highlighted), Data and Program Reports, Participating In EHR?, Medicare and Medicaid EHR Incentive Program Basics, Clinical Quality Measures Basics, and eCQM Library. The right column has a blue header "Registration & Attestation" and a link "Click here to Register or Attest for the Medicare and/or Medicaid EHR Incentive Programs". Below this link are two notes: "Note for Medicaid Eligible Professionals" and "Note for Eligible Hospitals that register for 'Both Medicare & Medicaid'". At the bottom of the right column is a section titled "Are you registering or attesting on behalf of an Eligible Professional?" with a paragraph of text.

Home | About CMS | Newsroom | FAQs | Archive | Share Help Print

Learn about [your healthcare options](#) Search

Centers for Medicare & Medicaid Services

Medicare Medicaid/CHIP Medicare-Medicaid Coordination Private Insurance Innovation Center **Regulations & Guidance** Research, Statistics, Data & Systems Outreach & Education

Home > Regulations and Guidance > EHR Incentive Programs > Registration & Attestation

EHR Incentive Programs

- [2015 Program Requirements](#)
- [2016 Program Requirements](#)
- [2017 Program Requirements](#)
- [Educational Resources](#)
- [Payment Adjustments & Hardship Information](#)
- Registration & Attestation**
- [Data and Program Reports](#)
- [Participating In EHR?](#)
- [Medicare and Medicaid EHR Incentive Program Basics](#)
- [Clinical Quality Measures Basics](#)
- [eCQM Library](#)

Registration & Attestation

[Click here to Register or Attest for the Medicare and/or Medicaid EHR Incentive Programs](#)

Note for Medicaid Eligible Professionals: Some states have not yet opened their Medicaid EHR Incentive Programs. Eligible Professionals will not be able to register for a Medicaid EHR Incentive Program until their state's program has launched and that state's site has opened. Information on when registration will be available for specific states is posted at [Medicaid State Information](#).

Note for Eligible Hospitals that register for "Both Medicare & Medicaid": You may pre-register for the Medicaid EHR Incentive Program before your state launches, but you will be placed in a "pending state validation" status for eligibility in the Medicaid EHR Incentive Program. You will not be able to complete the Medicaid program eligibility requirements or receive a Medicaid incentive payment until your state's program is launched. You may, however, continue with registration and attestation for the Medicare program. For a list of expected program launch dates, please visit the [Medicaid State Information](#) page.

Are you registering or attesting on behalf of an Eligible Professional?

CMS allows an eligible professional to designate a third party to register and attest on his or her behalf. To do so, users working on behalf of an eligible professional must have an Identity and Access Management System (I&A) web user

Quality Reporting Center

www.qualityreportingcenter.com



HOME

EVENTS CALENDAR

INPATIENT >

OUTPATIENT >

ASC >

EDUCATION >

QIN-QIO >

[Log In](#) to Access QIO Section

Change Text Size: [A](#) [A](#)

Search...

Upcoming Events

March 24, 2016
[Development and Selection of Quality Metrics for the PCHOR - 1 C.E.](#)

March 28, 2016
[Annual Requirements: DACA, HCP, Structural Measures, and QualityNet SA](#)

April 20, 2016
[OQR: Hospital OQR Imaging Efficiency Measures - 1 C.E.](#)

[See the full calendar](#)

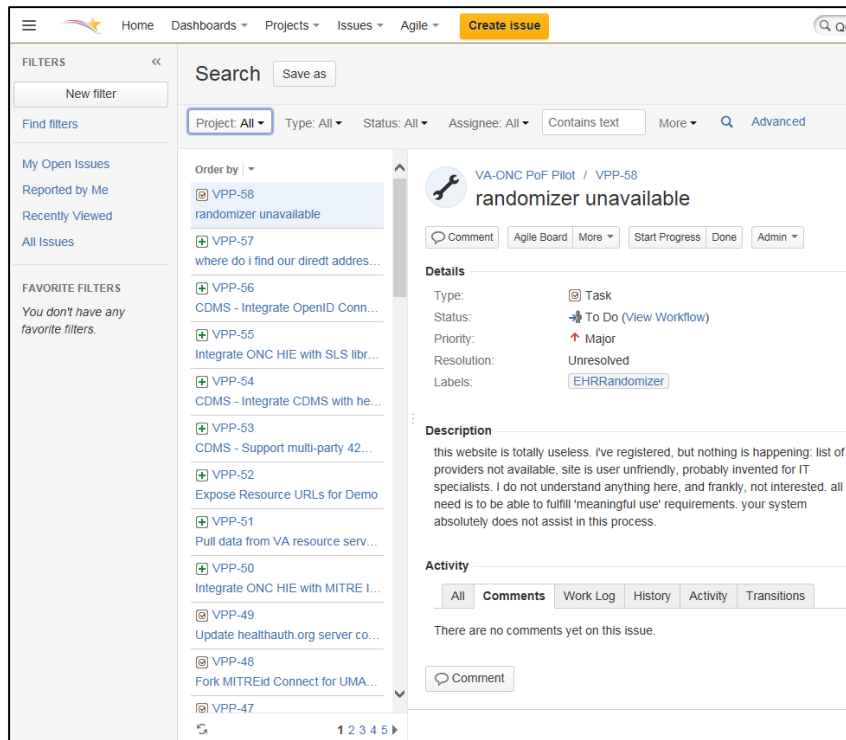
Welcome to the Hospital Inpatient and Outpatient Quality Reporting Outreach and Education Support Programs. Here you will find resources to assist hospitals, inpatient psychiatric facilities, PPS-exempt cancer hospitals, and ambulatory surgical centers with quality data reporting. Through these sites, you can access:

- Reference and training materials
- Educational presentations
- Timelines and calendars
- Data collection tools
- Contact information
- Helpful links to resources
- Question and answer tools

The national Support Contractor for the Hospital Inpatient Value, Incentives, and Quality Reporting (VIQR), Outpatient Quality Reporting (OQR) Outreach and Education Support Programs, is dedicated to improving quality care delivery and health outcomes by collaborating with healthcare providers.

Jira - CQM Issue Tracker

<https://jira.oncprojectracking.org/login.jsp>



The CQM issue tracker is a tool for the following:

- Tracking and providing feedback on eCQMs
- Entering issues/questions related to eCQMs, to be answered by an expert
- Searching all previously entered issues for responses

For this application, a user guide is available at

http://www.healthit.gov/sites/default/files/jira_powerpoint_v7.1.pdf

Question and Answer Session I – CY 2016 eCQM
Reporting

Continuing Education

Continuing Education Approval

This program has been approved for 1.0 Continuing Education (CE) unit for the following professional boards:

- Florida Board of Clinical Social Work, Marriage & Family Therapy and Mental Health Counseling
- Florida Board of Nursing Home Administrators
- Florida Dietetics and Nutrition Practice Council
- Florida Board of Pharmacy
- Board of Registered Nursing (Provider #16578)
 - It is your responsibility to submit this form to your accrediting body for credit.

CE Credit Process

- Complete the ReadyTalk[®] survey that will pop up after the webinar, or wait for the survey that will be sent to all registrants within the next 48 hours.
- After completion of the survey, click “Done” at the bottom of the screen.
- Another page will open that asks you to register in the HSAG Learning Management Center.
 - This is a separate registration from ReadyTalk[®].
 - Please use your **personal** email so you can receive your certificate.
 - Healthcare facilities have firewalls up that block our certificates.

CE Certificate Problems?

- If you do not **immediately** receive a response to the email that you signed up with in the Learning Management Center, you have a firewall up that is blocking the link that is sent to you.
- Please go back to the **New User** link and register your personal email account.
 - Personal emails do not have firewalls.

CE Credit Process: Survey

No

Please provide any additional comments

10. What is your overall level of satisfaction with this presentation?

Very satisfied

Somewhat satisfied

Neutral

Somewhat dissatisfied

Very dissatisfied

If you answered "very dissatisfied", please explain

11. What topics would be of interest to you for future presentations?

12. If you have questions or concerns, please feel free to leave your name and phone number or email address and we will contact you.

Done

Powered by [SurveyMonkey](#)
Check out our [sample surveys](#) and create your own now!

CE Credit Process

Thank you for completing our survey!

Please click on one of the links below to obtain your certificate for your state licensure.

You must be registered with the learning management site.

New User Link:

<https://lmc.hshapps.com/register/default.aspx?ID=da0a12bc-db39-408f-b429-d6f6b9ccb1ae>

Existing User Link:

<https://lmc.hshapps.com/test/adduser.aspx?ID=da0a12bc-db39-408f-b429-d6f6b9ccb1ae>

Note: If you click the 'Done' button below, you will not have the opportunity to receive your certificate without participating in a longer survey.

Done

CE Credit Process: New User

The screenshot shows a web browser window displaying the registration page for a new user. The page header includes the HSAG logo (Health Services Advisory Group) on the left and a security notice on the right: "this is a secure site please provide credentials to continue" with a lock icon. Below the header, the page title is "Learning Management Center". The main content area is titled "Learning Center Registration: OQR: 2015 Specifications Manual Update - 1-21-2015". The registration form contains four input fields: "First Name:", "Last Name:", "Email:", and "Phone:". The "Phone:" field has a small icon of a telephone handset. Below the input fields is a "Register" button. The page is framed by a blue border on the left and right sides.

HSAG HEALTH SERVICES ADVISORY GROUP

this is a secure site
please provide credentials to continue

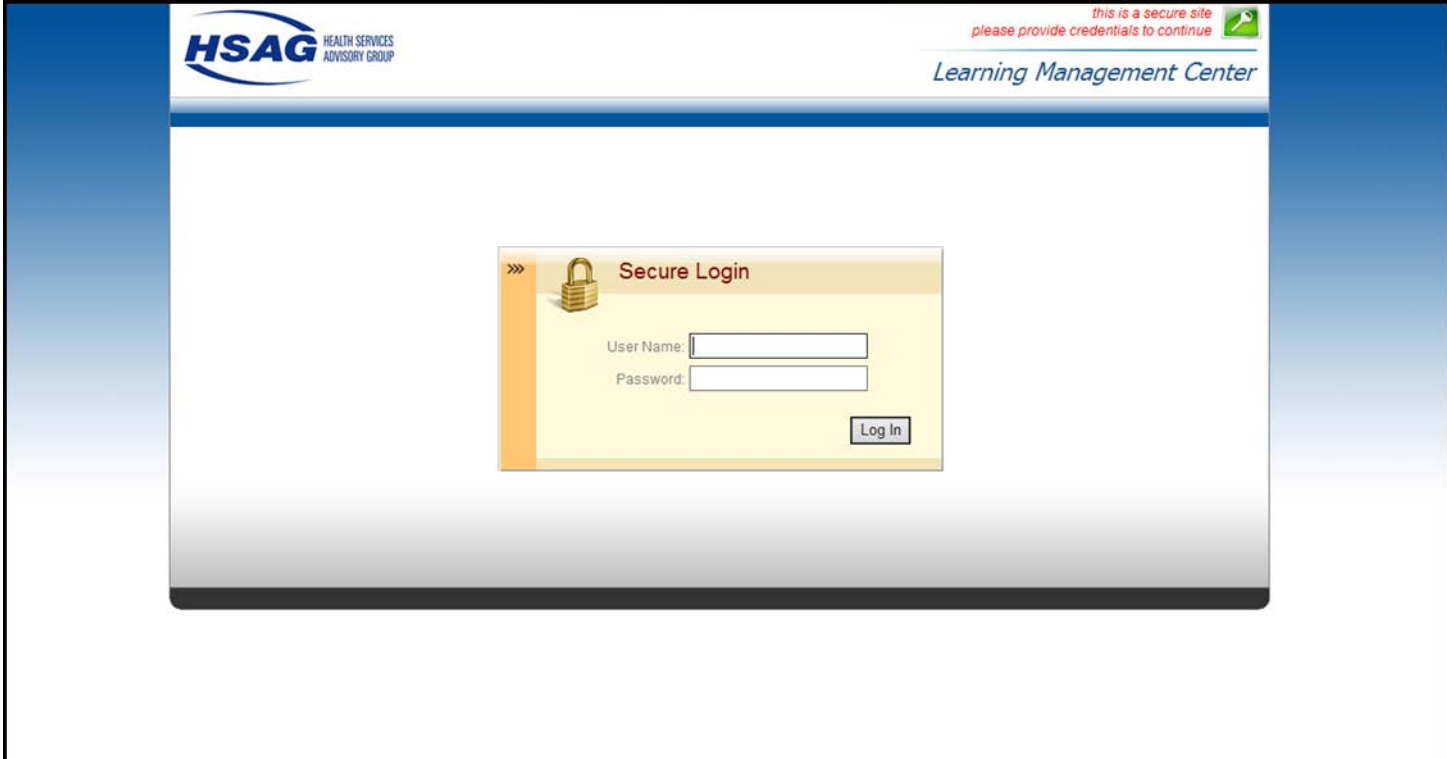
Learning Management Center

Learning Center Registration: OQR: 2015 Specifications Manual Update - 1-21-2015

First Name: Last Name:

Email: Phone:

CE Credit Process: Existing User



The screenshot displays the login interface for the HSAG Learning Management Center. At the top left is the HSAG logo (Health Services Advisory Group). At the top right, a red security warning reads "this is a secure site please provide credentials to continue" next to a lock icon. Below this is the text "Learning Management Center". The central focus is a "Secure Login" box with a yellow background and a lock icon. It contains two input fields: "User Name:" and "Password:". A "Log In" button is positioned at the bottom right of the login box.